

US00D496328S1

(12) **United States Design Patent** (10) **Patent No.:** **US D496,328 S**
Shondel et al. (45) **Date of Patent:** **** Sep. 21, 2004**

(54) **TIRE TREAD**

(75) Inventors: **Jonathan James Shondel**, Columbus, OH (US); **Paul Bryan Maxwell**, Kent, OH (US)

(73) Assignee: **The Goodyear Tire & Rubber Company**, Akron, OH (US)

(**) Term: **14 Years**

(21) Appl. No.: **29/194,857**

(22) Filed: **Dec. 2, 2003**

(51) **LOC (7) Cl.** **12-15**

(52) **U.S. Cl.** **D12/579**

(58) **Field of Search** D12/547, 549-556, D12/559, 564-565, 586, 588, 590, 600; 152/209.1, 209.9, 209.13, 209.18, 209.25, 209.28

(56) **References Cited**

U.S. PATENT DOCUMENTS

D412,687 S	*	8/1999	Ratliff, Jr.	D12/512
D413,287 S	*	8/1999	Brown et al.	D12/579
D413,288 S	*	8/1999	Brown et al.	D12/579
D414,727 S	*	10/1999	Brown et al.	D12/579
D431,214 S	*	9/2000	Allison	D12/544
6,530,405 B1	*	3/2003	Brown et al.	152/209.16
D487,055 S	*	2/2004	Rooney et al.	D12/579
D487,056 S	*	2/2004	Rooney et al.	D12/579
D487,057 S	*	2/2004	Rooney et al.	D12/579

OTHER PUBLICATIONS

Hallmark Wintermark HT Tire, 2002 Tread Design Guide, Jan. 2002, p. 36. 4/4.*

Dayton Daytona Radial Stag XT Tire, 2002 Tread Design Guide, Jan. 2002, p. 80. 1/4.*

Goodyear G178 Tire, 2002 Tread Design Guide, Jan. 2002, p. 225. 4/1.*

* cited by examiner

Primary Examiner—Robert M. Spear

(74) *Attorney, Agent, or Firm*—David L. King; Richard B. O’Planick

(57) **CLAIM**

The ornamental design for a tire tread, as shown and described.

DESCRIPTION

FIG. 1 is a perspective view of a tire tread showing our new design, it being understood that the pattern repeats uniformly throughout the circumference of the tread;


FIG. 2 is a front elevational view thereof;

FIG. 3 is a right side elevational view thereof; the other side being a mirror image thereof; and,

FIG. 4 is an enlarged fragmentary front elevational view thereof.

In the drawings, the broken lines defining the sidewall, inner bead and the peripheral boundary between the tire tread and the sidewall are for illustrative purposes only and form no part of the claimed design.

1 Claim, 4 Drawing Sheets



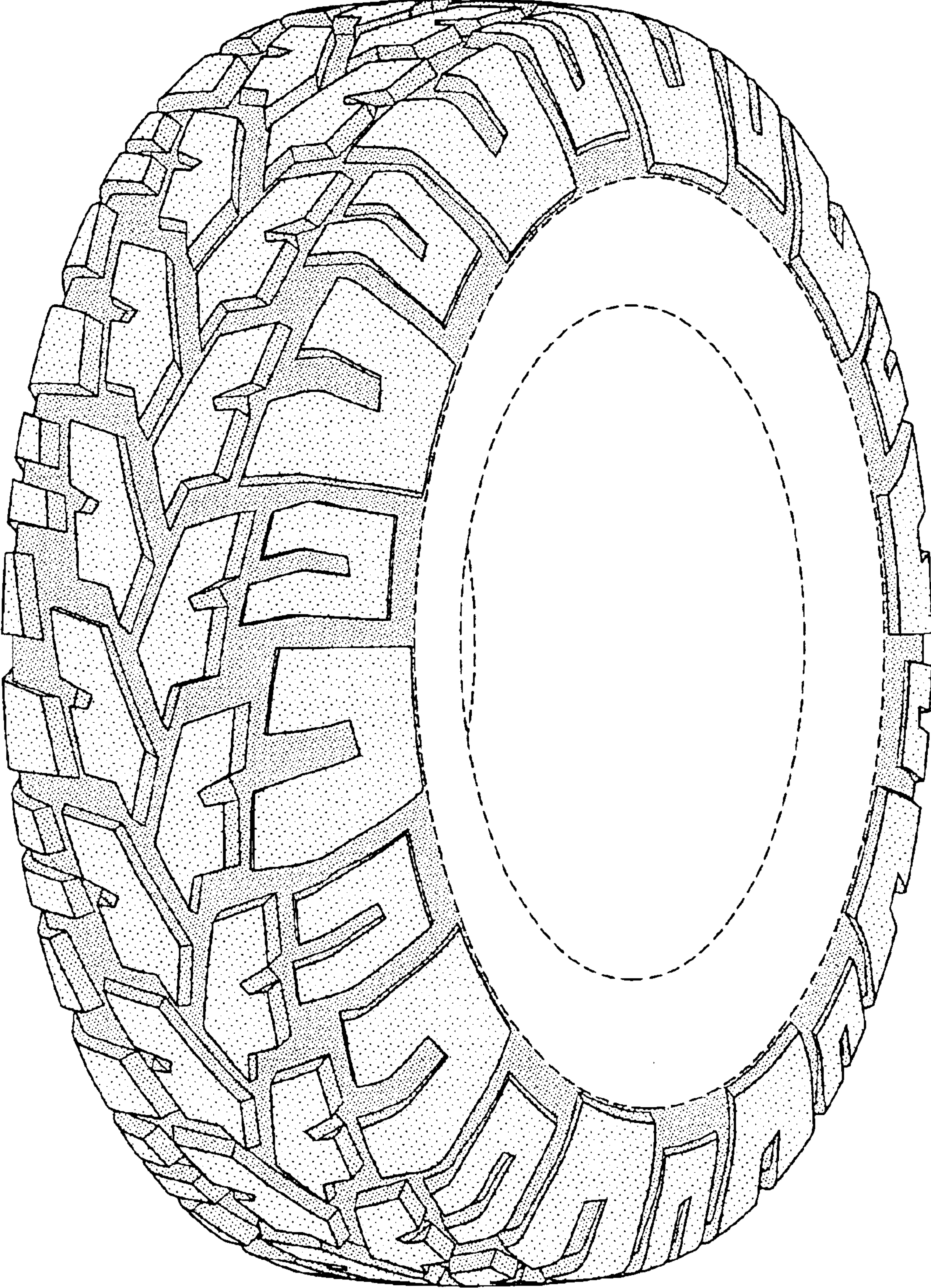


FIG-1




FIG-2

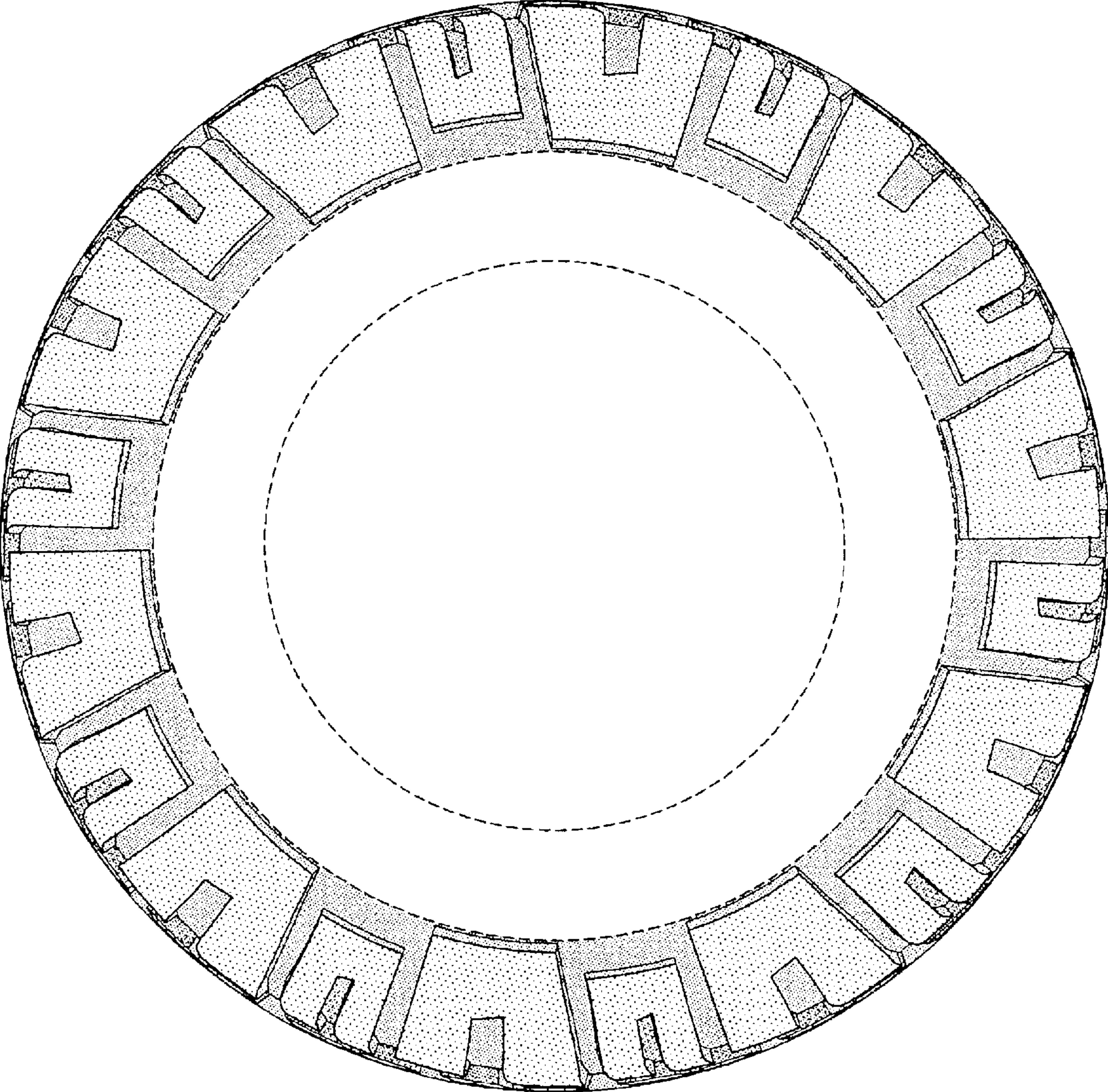


FIG-3




FIG-4