

US00D496327S1

(12) **United States Design Patent** (10) **Patent No.:** **US D496,327 S**
Heinen et al. (45) **Date of Patent:** **** Sep. 21, 2004**

(54) **TIRE TREAD**

(75) Inventors: **Richard Heinen**, Habay-la-Neuve (BE);
Jaroslav Antoni Kotwica,
Colmar-Berg (LU)

(73) Assignee: **The Goodyear Tire & Rubber
Company**, Akron, OH (US)

(**) Term: **14 Years**

(21) Appl. No.: **29/191,364**

(22) Filed: **Oct. 6, 2003**

(51) **LOC (7) Cl.** **12-15**

(52) **U.S. Cl.** **D12/567**

(58) **Field of Search** D12/544, 546,
D12/559, 563-567, 600-603; 152/209.1,
209.8, 209.28

(56) **References Cited**

U.S. PATENT DOCUMENTS

D344,918 S	*	3/1994	Graas	D12/567
D383,717 S	*	9/1997	Freund et al.	D12/567
D452,667 S	*	1/2002	Tsubono	D12/554
6,378,583 B1	*	4/2002	Fontaine	152/209.18

OTHER PUBLICATIONS

Goodyear Aquatred 3 Tire, 2002 Tread Design Guide, p. 33.
3/5.*

Hankook Zovac W400 3-Groove Tire, Modern Tire Dealer
Magazine, Jul. 2001, p. 84.*

* cited by examiner

Primary Examiner—Robert M. Spear

(74) *Attorney, Agent, or Firm*—David L. King; Richard B.
O’Planick

(57) **CLAIM**

The ornamental Design for a tire tread, as shown and
described.

DESCRIPTION

FIG. 1 is a perspective view of a tire tread showing our new
design, it being understood that the pattern repeats uni-
formly throughout the circumference of the tread;

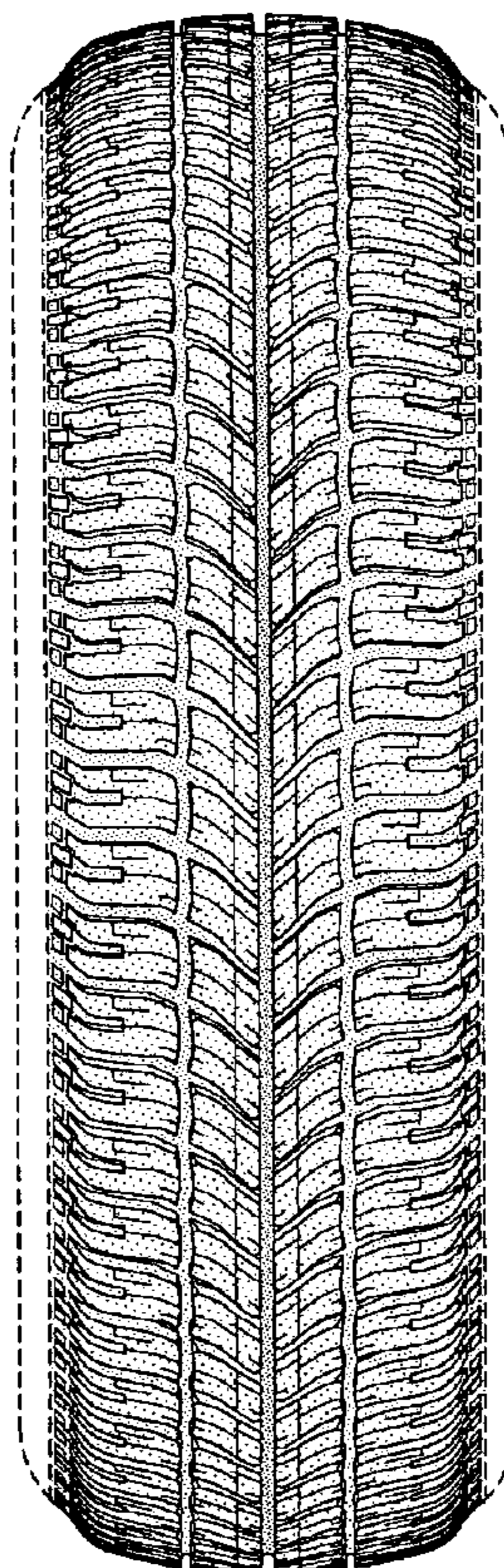
FIG. 2 is a front elevational view thereof;

FIG. 3 is a right side elevational view thereof; the opposite
side elevational view being a mirror image thereof; and,

FIG. 4 is an enlarged fragmentary front elevational view
thereof.

In the drawings, the broken lines defining the sidewall, inner
bead and the peripheral boundary between the tire tread and
the sidewall are for illustrative purposes only and form no
part of the claimed design.

1 Claim, 4 Drawing Sheets



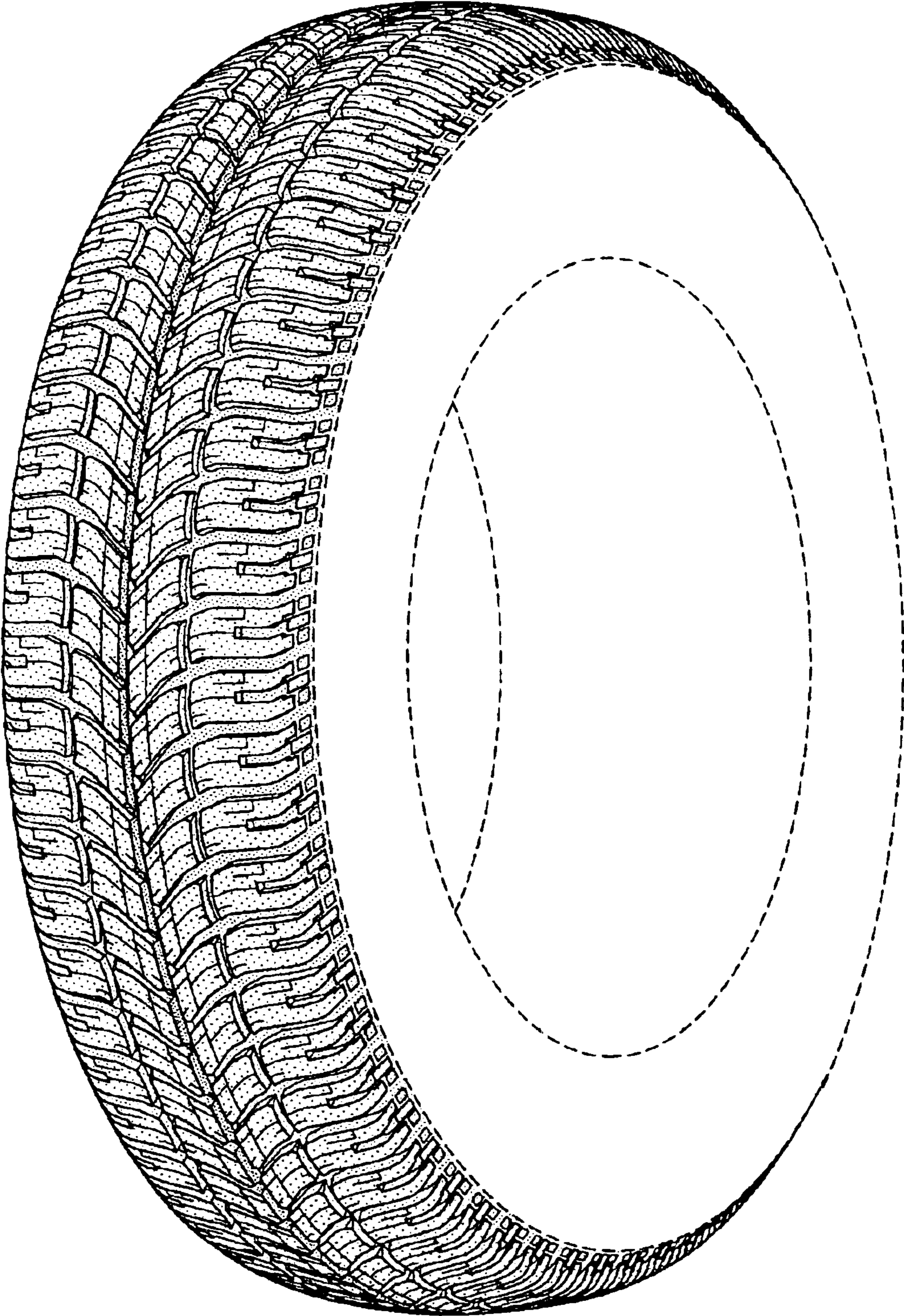


FIG-1

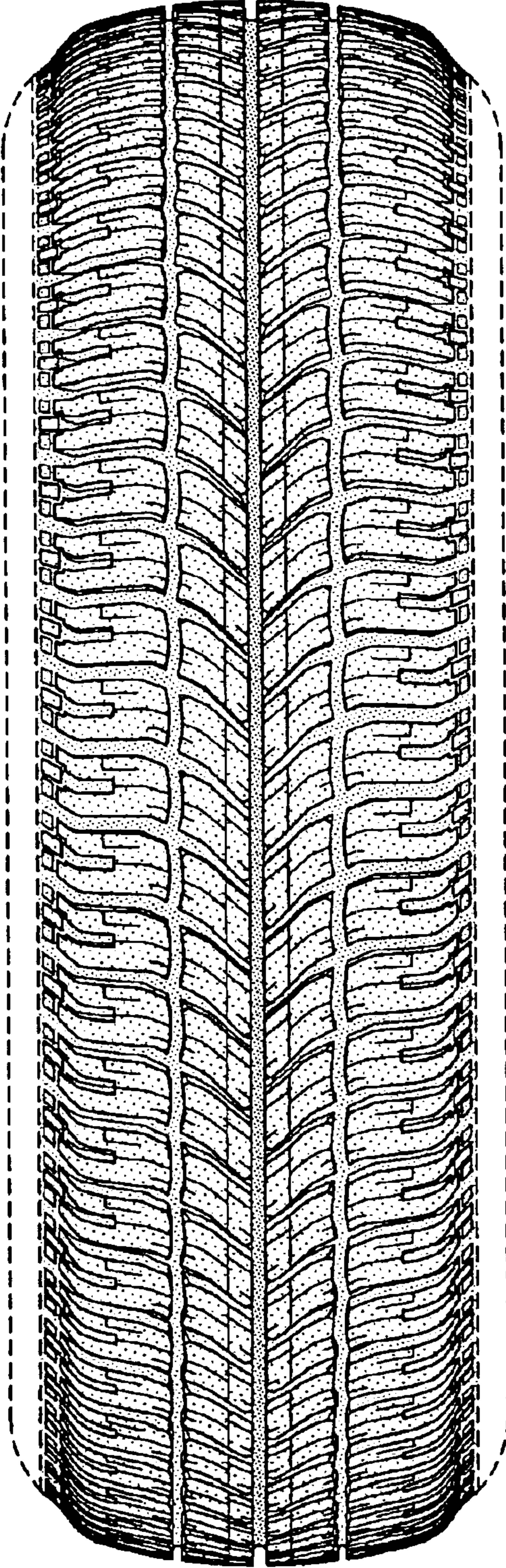


FIG-2




FIG-3

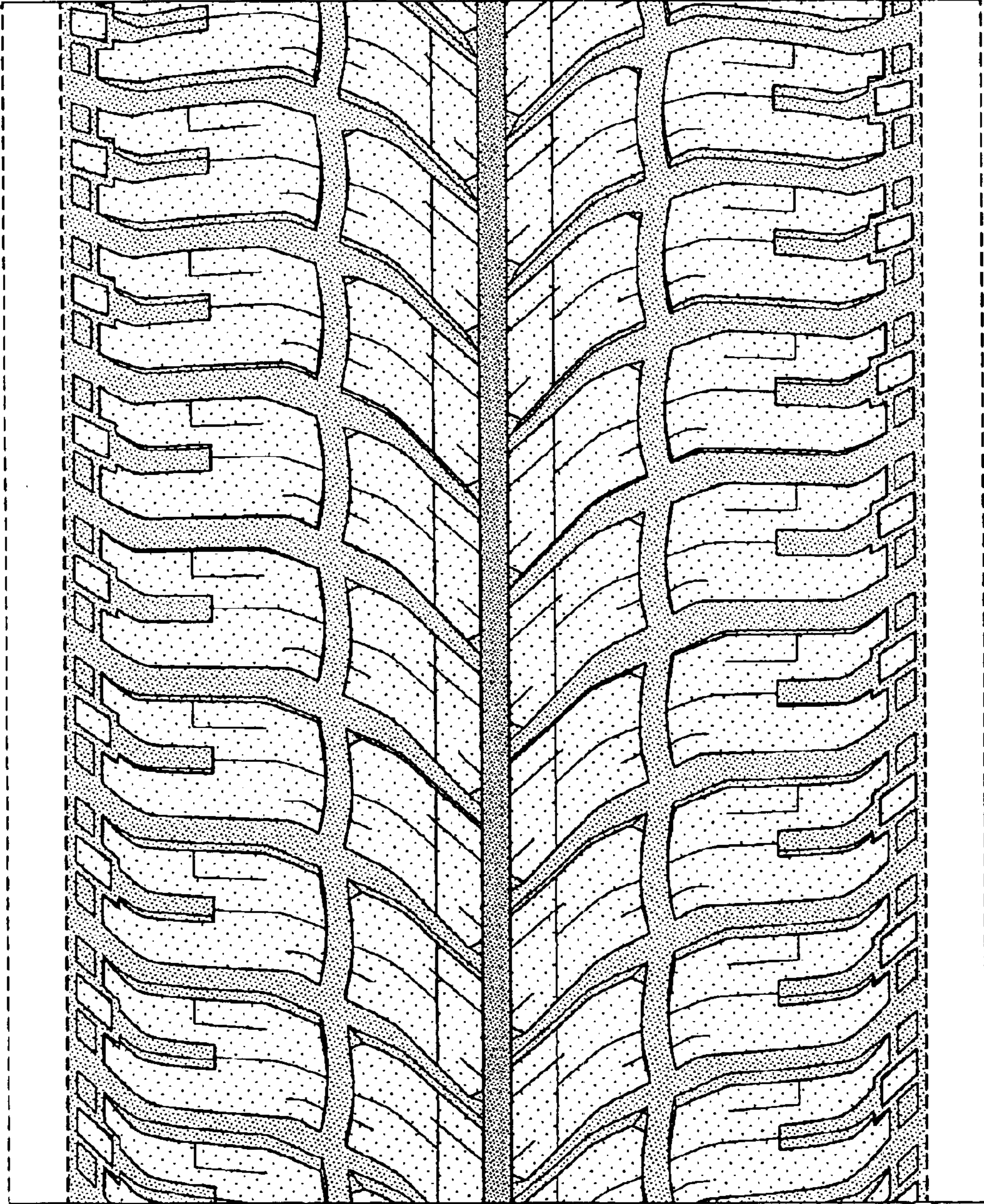


FIG-4