

US00D496313S1

(12) **United States Design Patent** (10) **Patent No.:** **US D496,313 S**
Suzuki (45) **Date of Patent:** **** Sep. 21, 2004**

(54) **EXHAUST SILENCER**

(75) Inventor: **Toshiharu Suzuki, Suzuka (JP)**

(73) Assignee: **Toobee Co., Ltd. (JP)**

(**) Term: **14 Years**

(21) Appl. No.: **29/174,615**

(22) Filed: **Jan. 22, 2003**

(51) **LOC (7) Cl.** **12-16**

(52) **U.S. Cl.** **D12/194**

(58) **Field of Search** D12/110, 194,
D12/227-8, 247-9, 239, 400; D15/5; 29/890.08;
60/302, 313, 323; 138/37-39, 44, 103,
109; 181/264, 277-280, 282

(56) **References Cited**

U.S. PATENT DOCUMENTS

D199,181 S	*	9/1964	Jackson	D12/194
D261,501 S	*	10/1981	Schenker	D12/194
D350,920 S	*	9/1994	Tsukui et al.	D12/110
D392,928 S	*	3/1998	Erion et al.	D12/194
D394,236 S	*	5/1998	Verlengiere	D12/194

* cited by examiner

Primary Examiner—Robert M. Spear
(74) *Attorney, Agent, or Firm*—Irving Keschner

(57) **CLAIM**

The ornamental design for a exhaust silencer, as shown and described.

DESCRIPTION

FIG. 1 is a front elevational view of the ornamental design of the present invention, the back view being a mirror image thereof;

FIG. 2 is a top plan view of the ornamental design shown in FIG. 1;

FIG. 3 is a bottom view of the ornamental design shown in FIG. 1;

FIG. 4 is a left side view of the ornamental design shown in FIG. 1; and,

FIG. 5 is a right side view of the ornamental design shown in FIG. 1.

The drawing is lined for color.

1 Claim, 1 Drawing Sheet




FIG. 1




FIG. 2

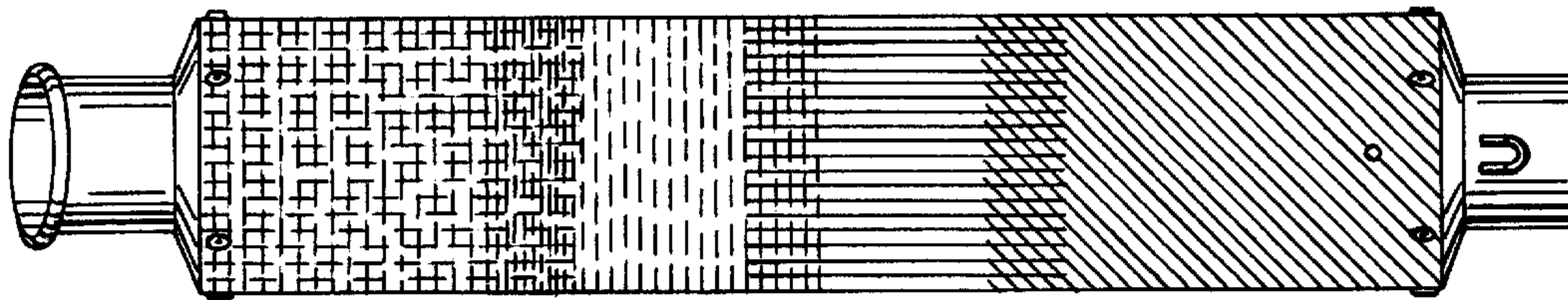


FIG. 3

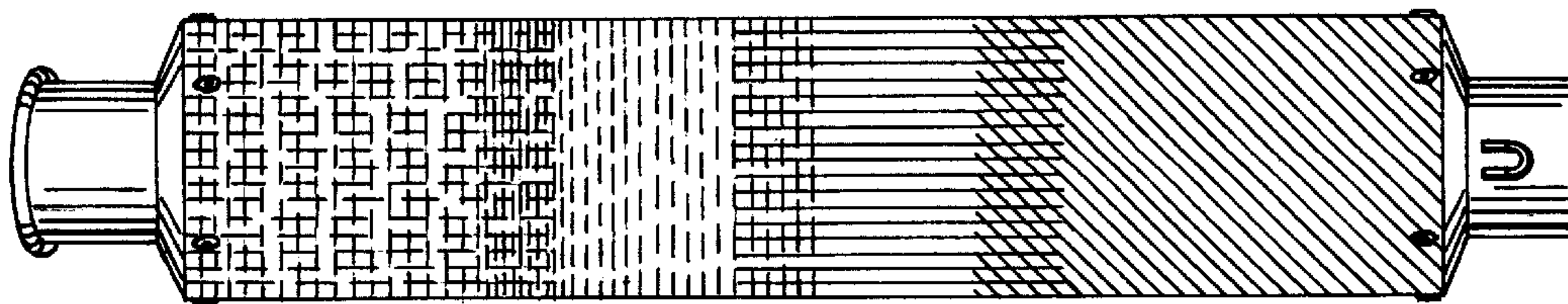


FIG. 4

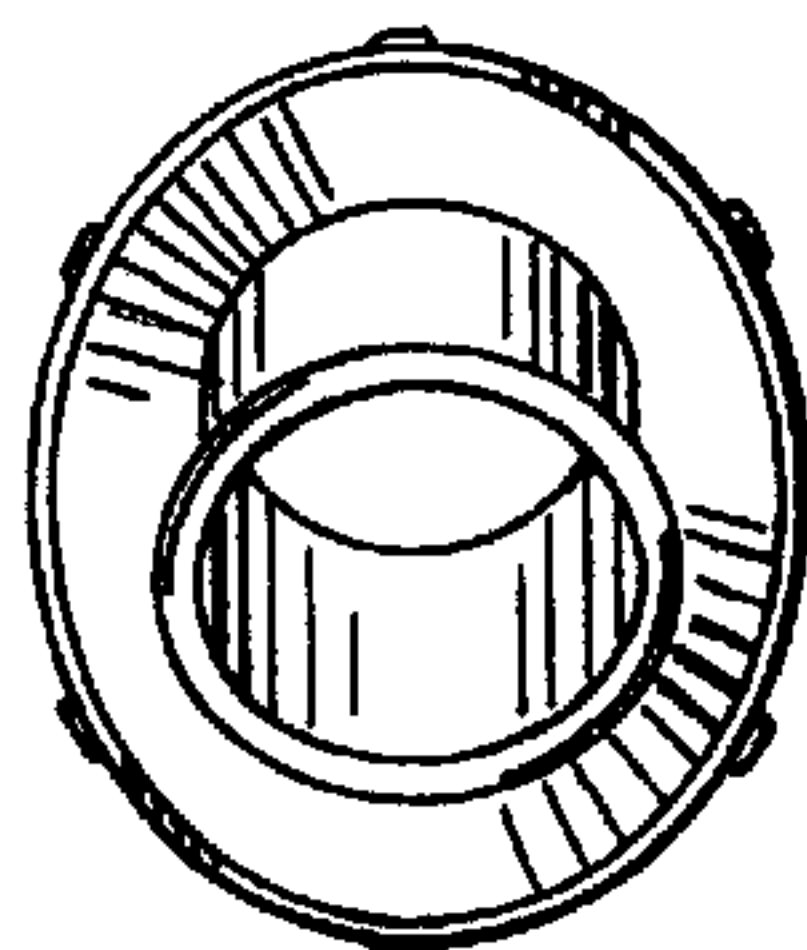


FIG. 5

