

US00D496310S1

(12) **United States Design Patent**
Super et al.

(10) **Patent No.:** **US D496,310 S**

(45) **Date of Patent:** **** Sep. 21, 2004**

(54) **FIRE PEDAL COVER SET FOR VEHICLES**

D486,433 S * 2/2004 Watanabe D12/174

(76) Inventors: **Orion J. Super**, 17126 NW. 66th Ct.,
Miami Lakes, FL (US) 33015; **Alex**
Zagoriy, 17126 NW. 66th Ct., Miami
Lakes, FL (US) 33015

* cited by examiner

Primary Examiner—Lisa Lichtenstein

(**) **Term:** **14 Years**

(57) **CLAIM**

The ornamental design for a fire pedal cover set for vehicles,
as shown and described.

(21) **Appl. No.:** **29/181,136**

DESCRIPTION

(22) **Filed:** **May 6, 2003**

FIG. 1 is a front perspective view of the fire pedal cover set
for vehicles showing our new design.

(51) **LOC (7) Cl.** **12-16**

FIG. 2 is a front elevational view thereof.

(52) **U.S. Cl.** **D12/174**

FIG. 3 is a front perspective view of a second embodiment
of the fire pedal cover set for vehicles showing our new
design; and,

(58) **Field of Search** D12/174, 125;
74/560-563, 512; 280/259; 403/257

FIG. 4 is a front elevational view thereof.

(56) **References Cited**

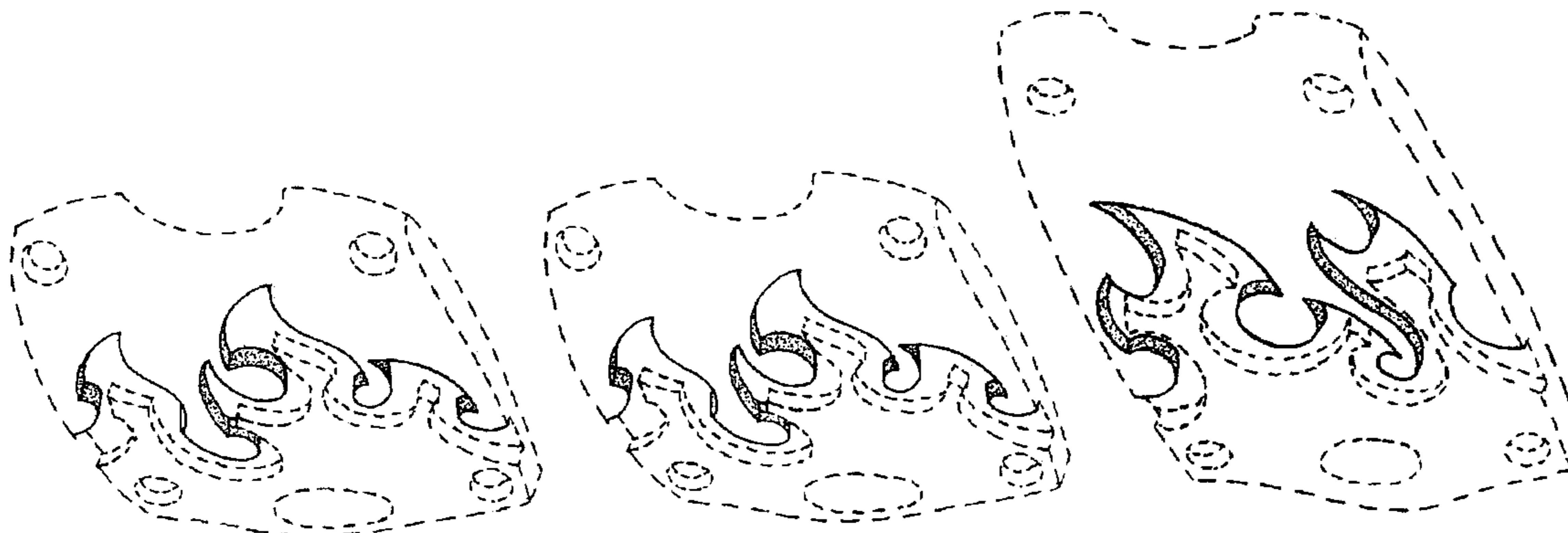
The broken lines in FIGS. 1-4 are for illustrative purposes
only and form no part of the claimed design. The surfaces
that are not shown form no part of the claimed design.

U.S. PATENT DOCUMENTS

D486,103 S * 2/2004 Watanabe D12/174

D486,104 S * 2/2004 Watanabe D12/174

1 Claim, 4 Drawing Sheets



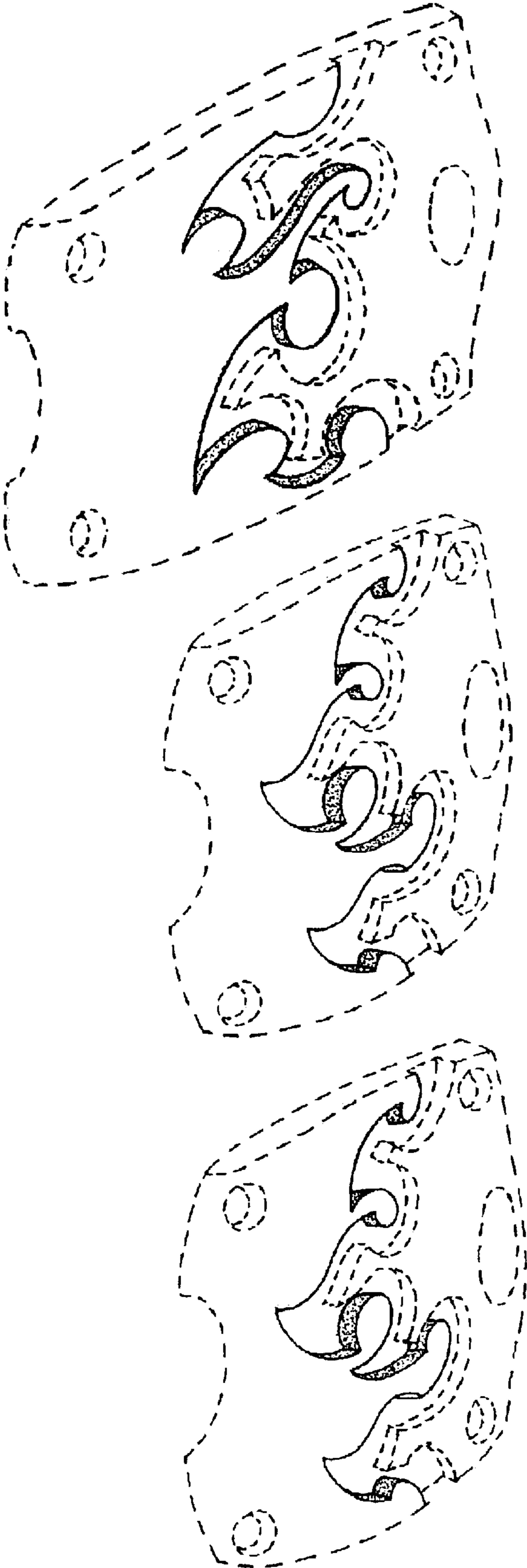


Figure 1




Figure 2


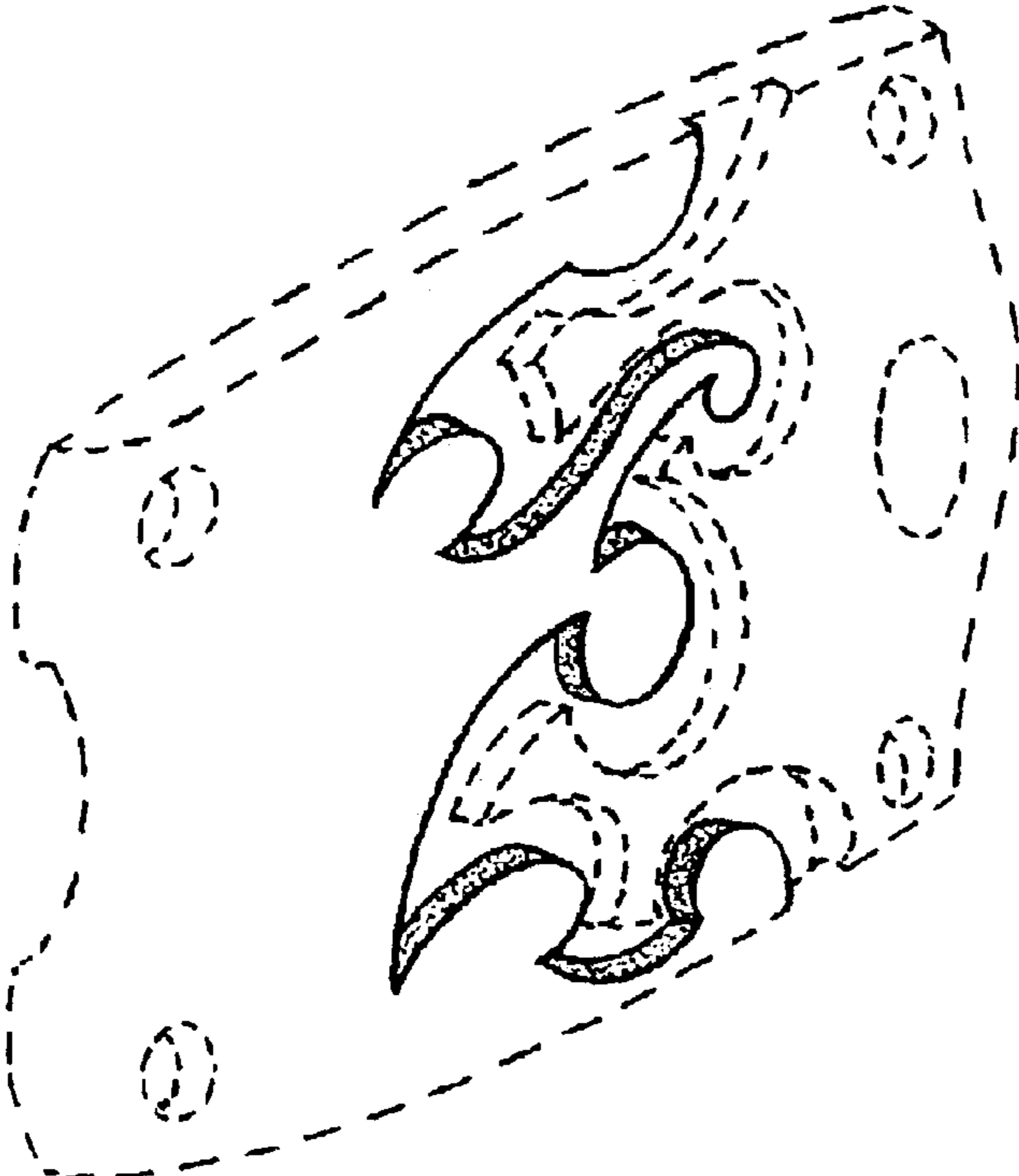


Figure 3





Figure 4