

US00D496291S1

(12) **United States Design Patent**
Walsh, III

(10) **Patent No.:** **US D496,291 S**

(45) **Date of Patent:** **** Sep. 21, 2004**

(54) **MEDICAL ALERT WATCH**

(76) **Inventor:** **Thomas F. Walsh, III**, 73 Bloomfield Ave., Edison, NJ (US) 08837

(**) **Term:** **14 Years**

(21) **Appl. No.:** **29/198,946**

(22) **Filed:** **Feb. 9, 2004**

(51) **LOC (7) Cl.** **10-02**

(52) **U.S. Cl.** **D10/32**

(58) **Field of Search** D10/1-40, 122-132;
368/276-277, 281-282, 285; D11/3-25;
63/1.1, 3, 5, 11; 224/164, 168, 178

(56) **References Cited**

U.S. PATENT DOCUMENTS

1,539,781 A	5/1925	Smythe	
3,864,856 A	2/1975	McManus	
D264,945 S	* 6/1982	Pennell D10/32
5,337,290 A	* 8/1994	Ventimiglia et al. 368/10
D379,067 S	* 5/1997	Greene et al. D10/32

5,636,775 A	6/1997	Kartsotis et al.	
5,649,381 A	* 7/1997	Studer 40/633
D398,862 S	* 9/1998	Craven D10/31
D409,504 S	* 5/1999	Collier D10/34

* cited by examiner

Primary Examiner—Nelson C. Holtje

(74) *Attorney, Agent, or Firm*—Crossley Patent Law; Mark Ashley Crossley

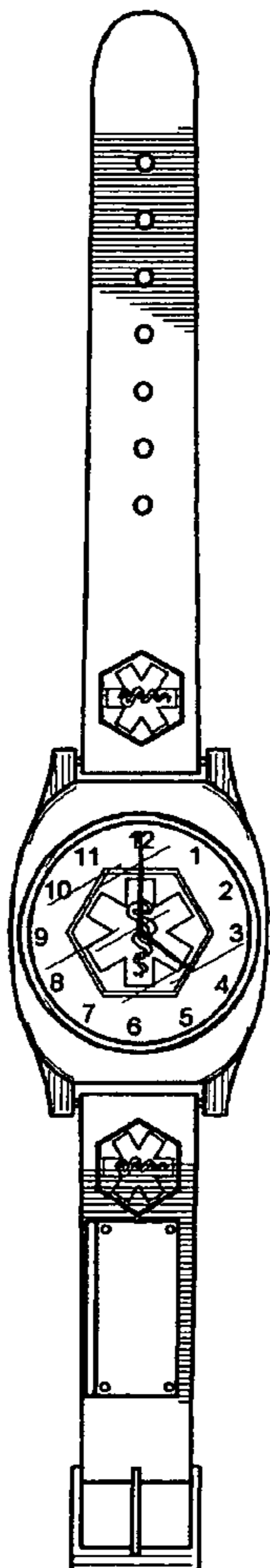
(57) **CLAIM**

The ornamental design for a medical alert watch, as shown and described.

DESCRIPTION

FIG. 1 shows a top view of my invention showing my new design;
FIG. 2 is a bottom view of the embodiment of FIG. 1;
FIG. 3 is a right side view of the embodiment of FIG. 1;
FIG. 4 is a left side view of the embodiment of FIG. 1;
FIG. 5 is a left end view of FIG. 1; and,
FIG. 6 is a right end view of FIG. 1.

1 Claim, 3 Drawing Sheets






FIG. 1

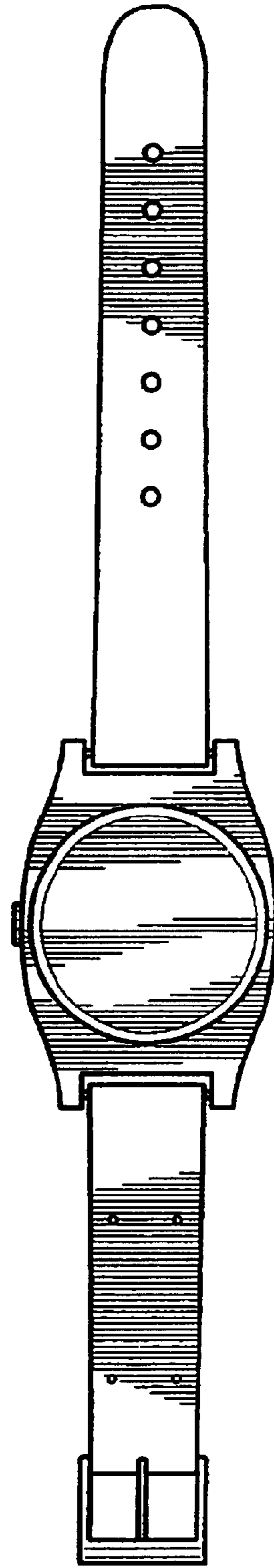


FIG. 2



FIG. 3



FIG. 4



FIG. 5



FIG. 6