

US00D496267S1

(12) **United States Design Patent**  
**Tommasetti**

(10) **Patent No.:** **US D496,267 S**

(45) **Date of Patent:** **\*\* Sep. 21, 2004**

(54) **LADY'S RAZOR PACKAGE**

(76) Inventor: **Louis D. Tommasetti**, 2745 E.  
Atlantic Blvd., Suite 300, Pompano  
Beach, FL (US) 33062

(\*\*) Term: **14 Years**

(21) Appl. No.: **29/194,802**

(22) Filed: **Dec. 1, 2003**

(51) **LOC (7) Cl.** ..... **09-03**

(52) **U.S. Cl.** ..... **D9/415; D9/342**

(58) **Field of Search** ..... D9/415, 414, 418,  
D9/456, 342, 340; 206/208, 228, 352, 353,  
354-360, 461-471, 806, 495

(56) **References Cited**

**U.S. PATENT DOCUMENTS**

D237,864 S	*	12/1975	Melerhoefer	.....	D9/415
3,970,194 A	*	7/1976	Iten	.....	206/228
4,140,244 A	*	2/1979	Clabby	.....	221/281
4,261,462 A	*	4/1981	Wysocki	.....	206/463
4,542,575 A	*	9/1985	Revoyr	.....	29/426.2
6,016,914 A	*	1/2000	Gustafson	.....	206/470
D430,487 S	*	9/2000	Prochaska	.....	D9/415
D448,284 S	*	9/2001	Stanford et al.	.....	D9/415

6,308,832 B1 \* 10/2001 Pirro et al. .... 206/469  
D462,263 S \* 9/2002 Tachikawa et al. .... D9/415

\* cited by examiner

*Primary Examiner*—Prabhakar Deshmukh  
(74) *Attorney, Agent, or Firm*—Robert M. Downey, PA

(57) **CLAIM**

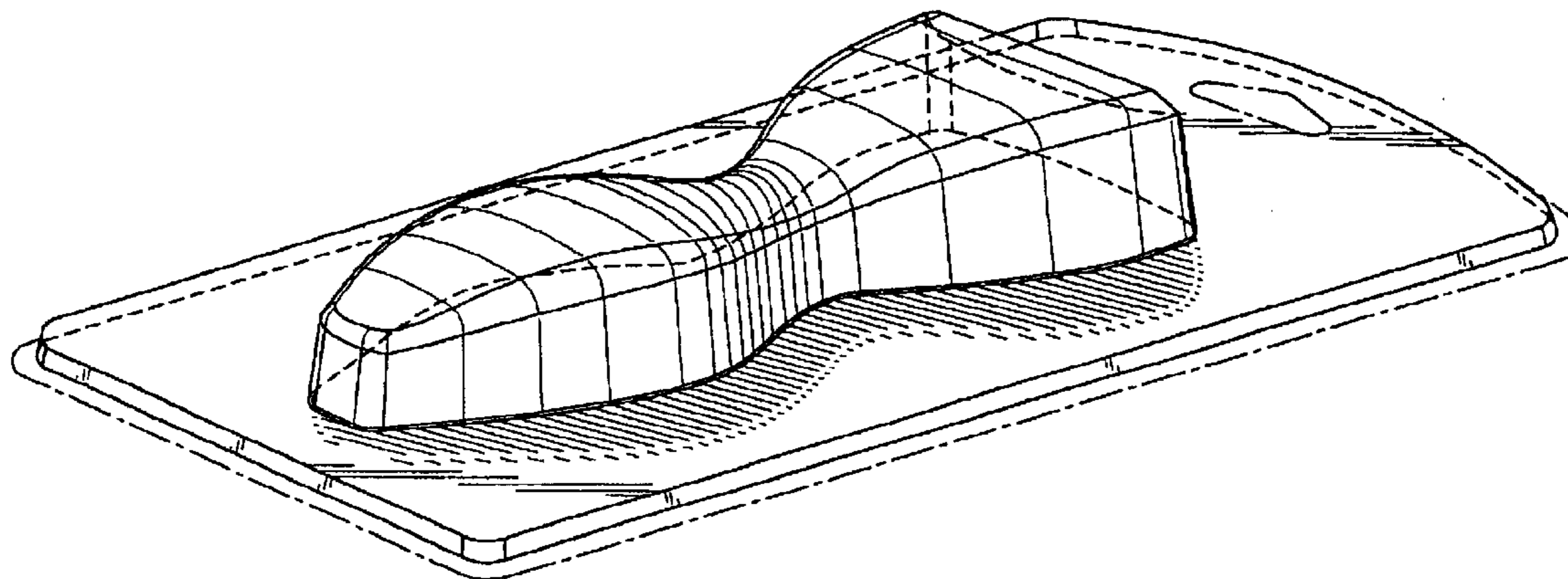
The ornamental design for a lady's razor package, as shown and described.

**DESCRIPTION**

FIG. 1 is a top perspective view of a lady's razor package showing my new design;  
FIG. 2 is a front plan view thereof;  
FIG. 3 is a rear plan view thereof;  
FIG. 4 is a right side elevational view thereof;  
FIG. 5 is a left side elevational view thereof;  
FIG. 6 is a top end elevational view thereof; and,  
FIG. 7 is a bottom end elevational view thereof.

The broken lines forming the opening near the top of the package in FIGS. 1-3 and the broken lines about the outer periphery of the package throughout the drawing figures are for illustrative purposes only and form no part of the claimed design.

**1 Claim, 2 Drawing Sheets**



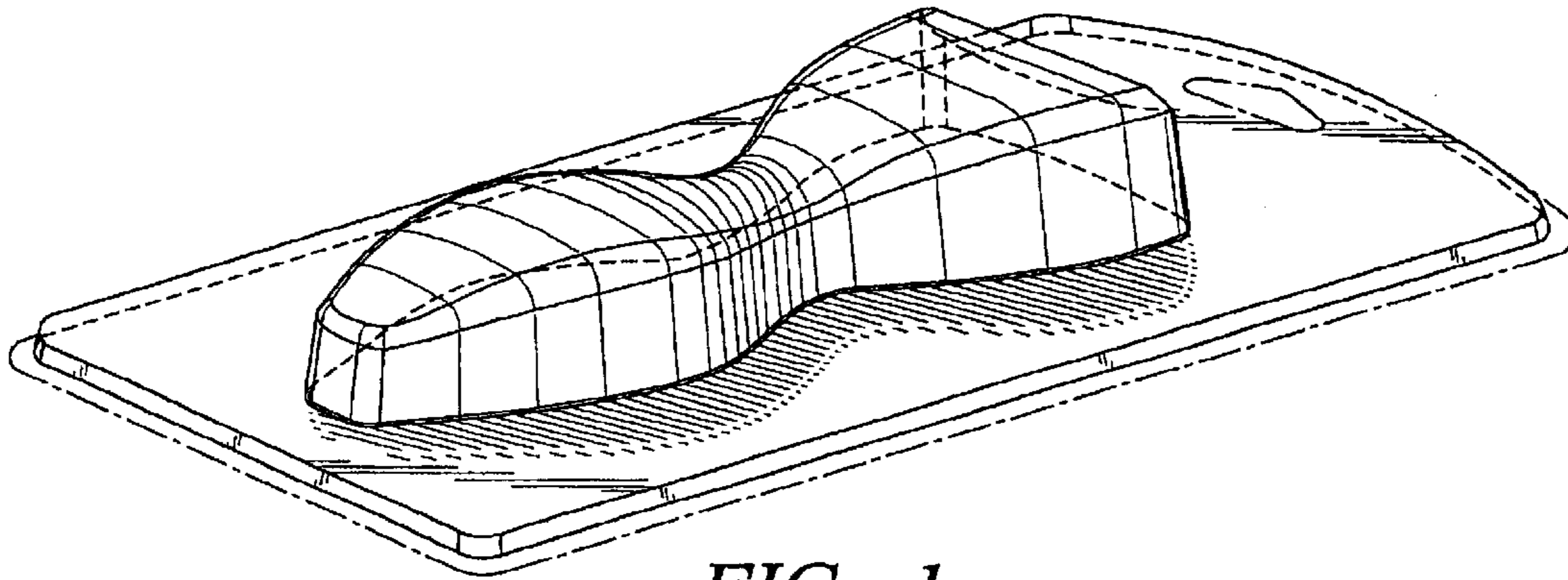


FIG. 1

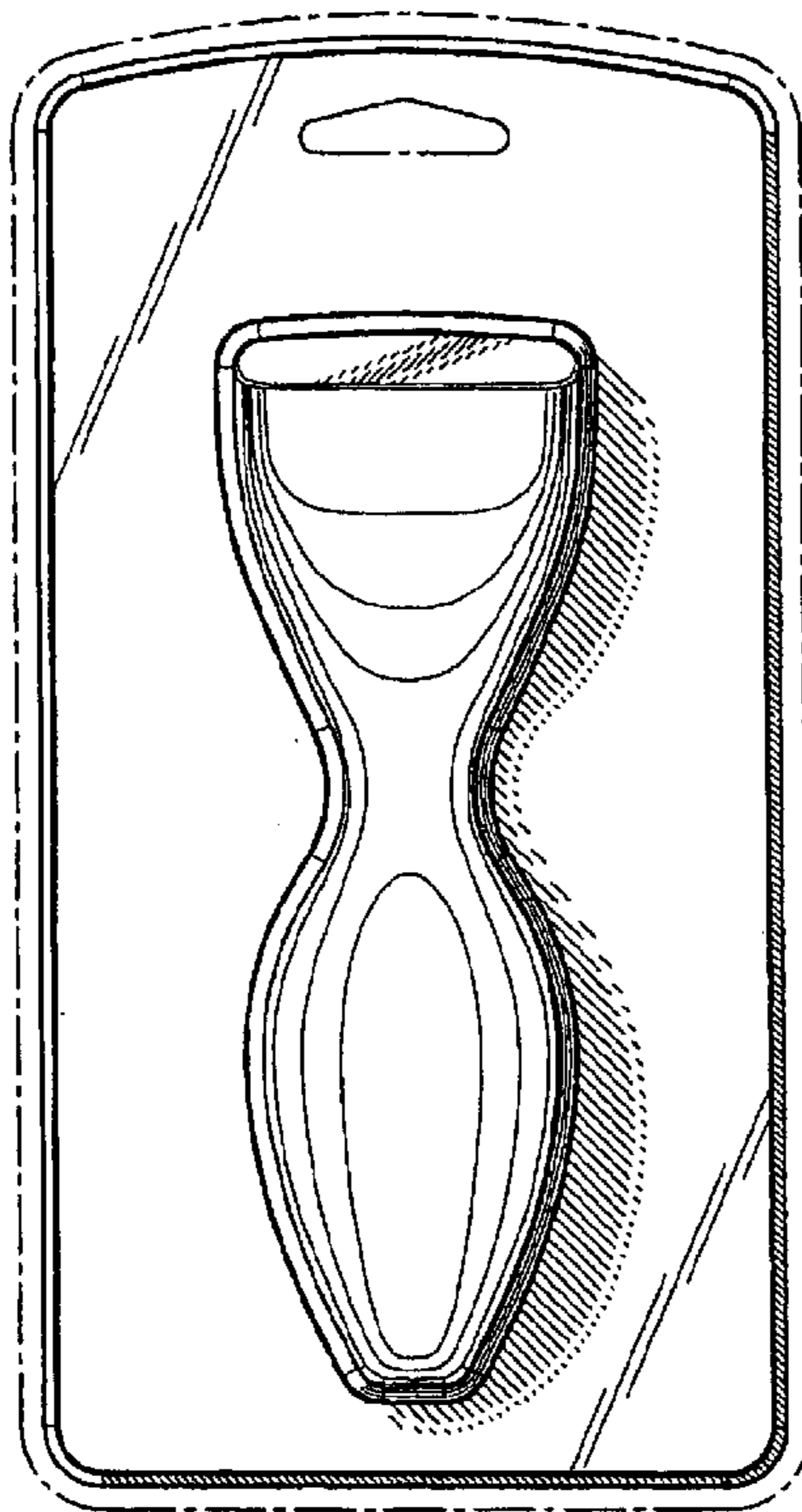


FIG. 2

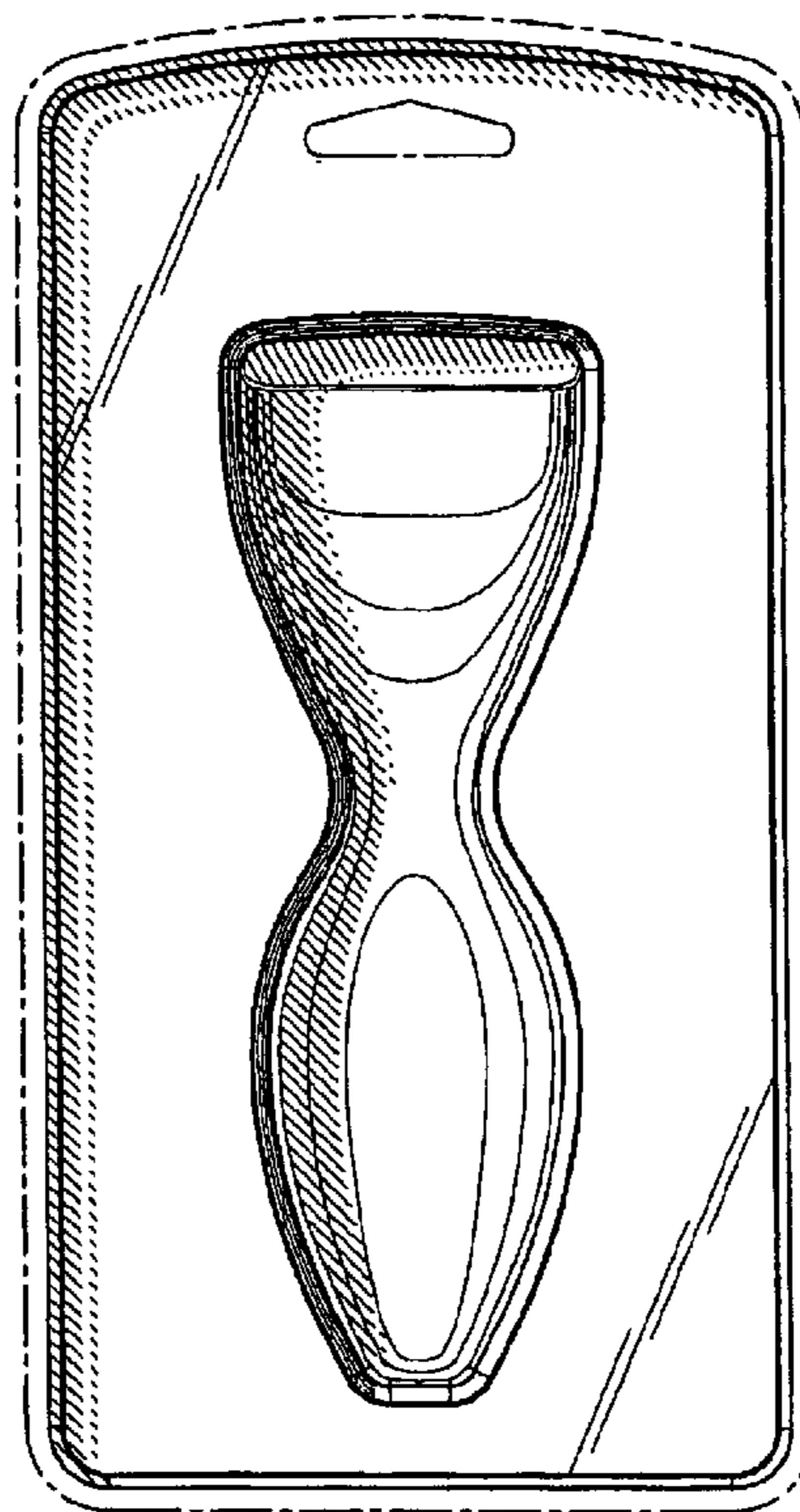


FIG. 3




FIG. 4

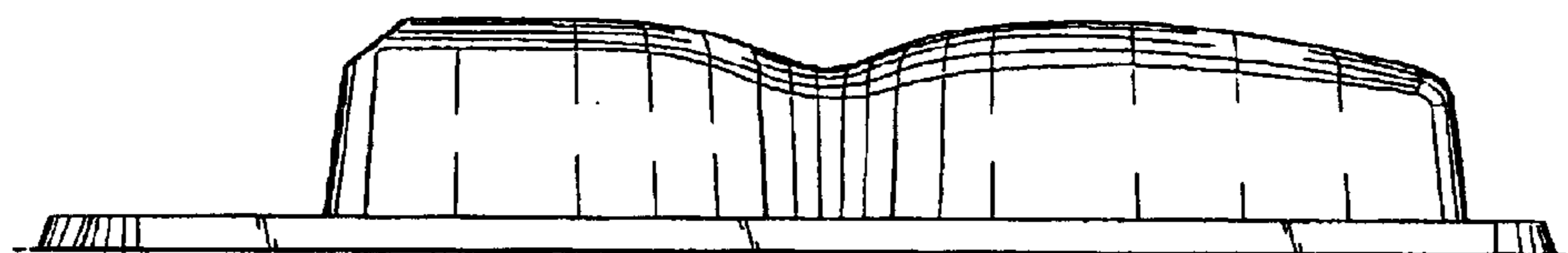


FIG. 5

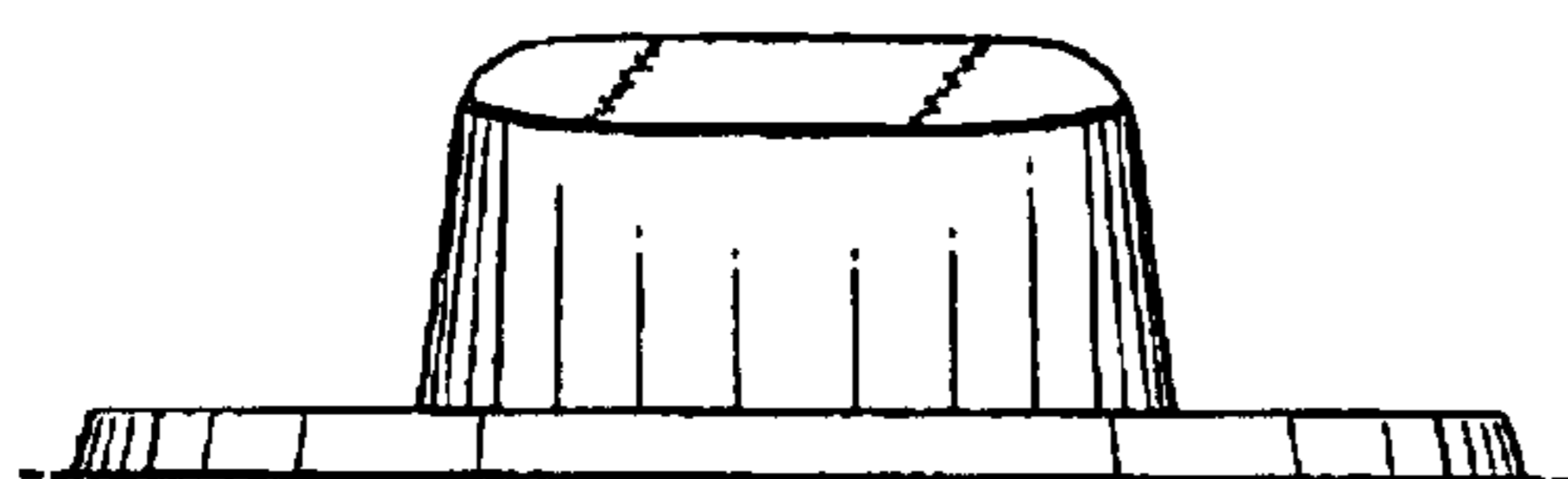


FIG. 6

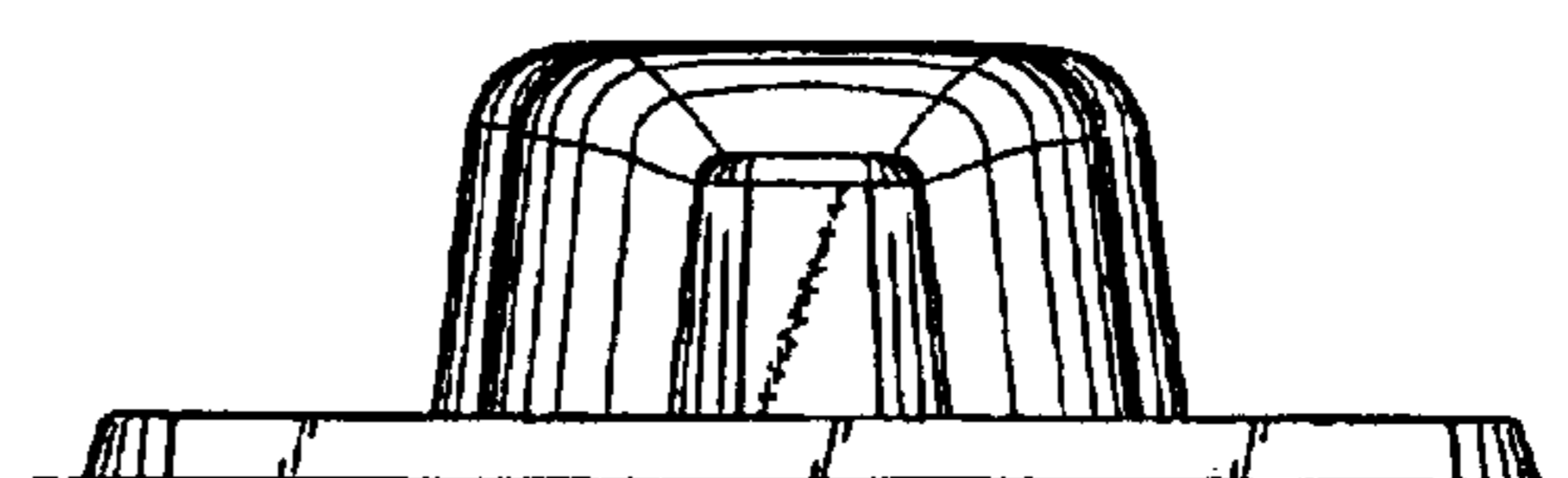


FIG. 7