



US00D496252S1

(12) **United States Design Patent**
Oas

(10) **Patent No.:** **US D496,252 S**
(45) **Date of Patent:** **** Sep. 21, 2004**

(54) **DOG CARABINEER**

D476,218 S * 6/2003 Kelleghan D8/356

(75) Inventor: **Daniel Oas**, El Monte, CA (US)

* cited by examiner

(73) Assignee: **Calibre International, LLC**, Irwindale, CA (US)

Primary Examiner—James Gandy
Assistant Examiner—Elizabeth Albert

(**) Term: **14 Years**

(74) *Attorney, Agent, or Firm*—The Soni Law Firm; Michael E. Hoffman

(21) Appl. No.: **29/192,116**

(57) **CLAIM**

(22) Filed: **Oct. 15, 2003**

The ornamental design for a dog carabineer, as shown and described.

(51) **LOC (7) Cl.** **08-05**

(52) **U.S. Cl.** **D8/356**

(58) **Field of Search** D1/106, 107, 120;
D8/333, 356, 367, 382, 383, 396; D11/49,
51, 100, 134, 157, 158, 200, 211; 24/588.1,
588.11, 598.2, 598.3, 599.1, 599.5, 599.6,
599.9, 600.1; 294/82.2, 82.19

DESCRIPTION

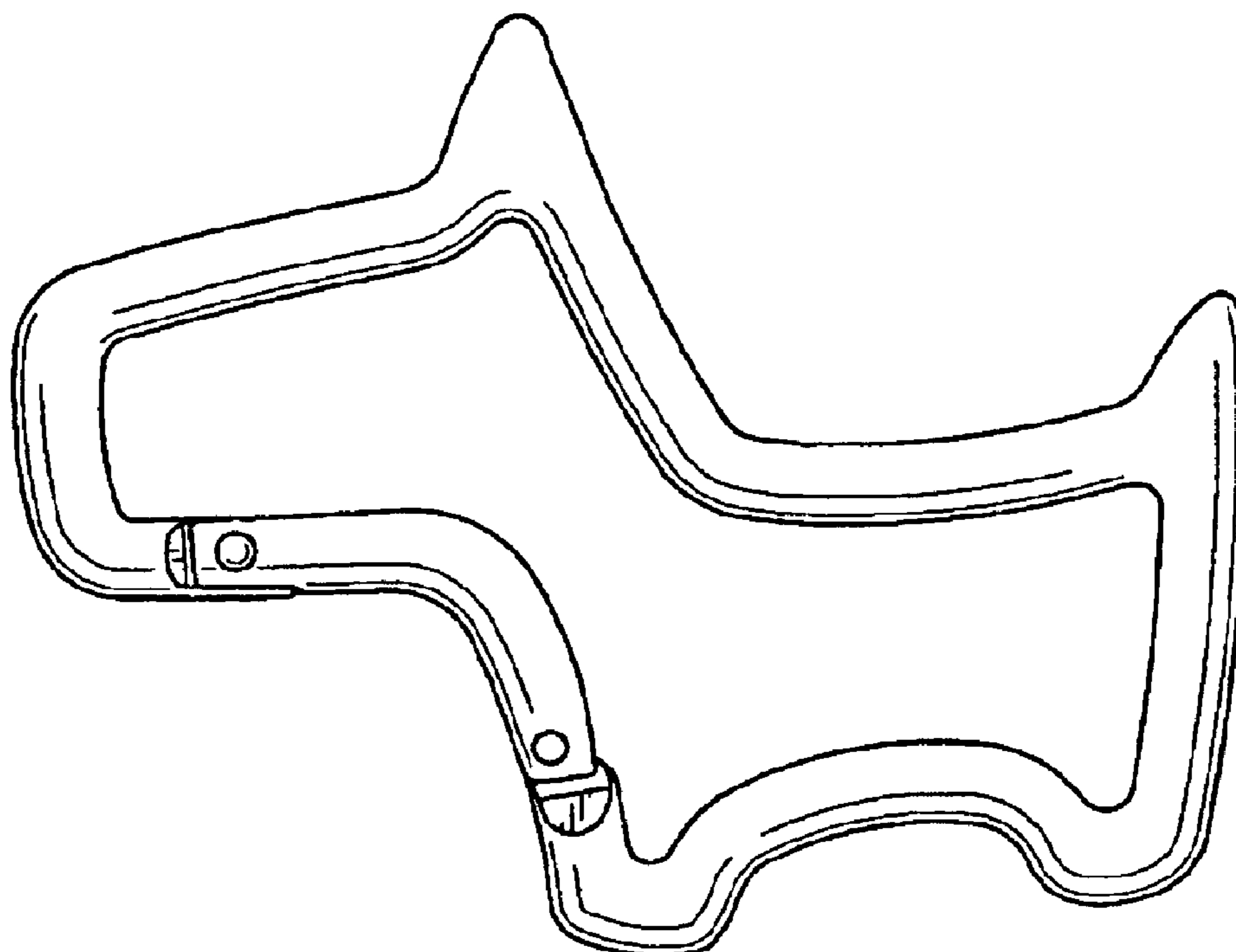
FIG. 1 is a perspective view of a carabineer;
FIG. 2 is a front side elevational view of the carabineer of FIG. 1;
FIG. 3 is a back side elevational view of the carabineer of FIG. 1;
FIG. 4 is a left side elevational view of the carabineer of FIG. 1;
FIG. 5 is a right side elevational view of the carabineer of FIG. 1;
FIG. 6 is a top plan view of the carabineer of FIG. 1; and,
FIG. 7 is a bottom plan view of the carabineer of FIG. 1.

(56) **References Cited**

U.S. PATENT DOCUMENTS

D99,933 S * 6/1936 Fisher D19/82
D103,288 S * 2/1937 Ross D19/73
D475,275 S * 6/2003 Kelleghan D8/356
D475,603 S * 6/2003 Kelleghan D8/356

1 Claim, 2 Drawing Sheets



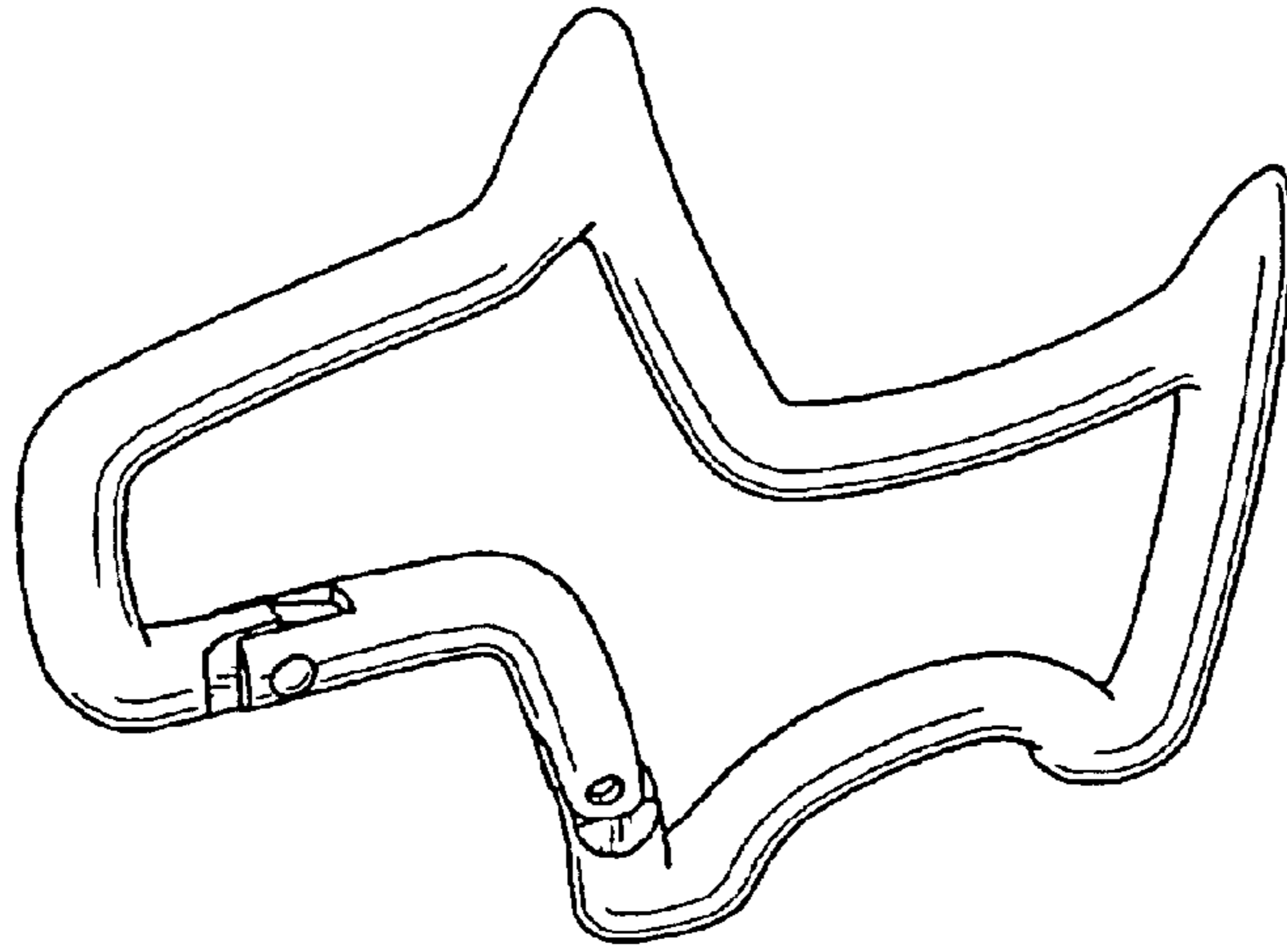


FIG. 1

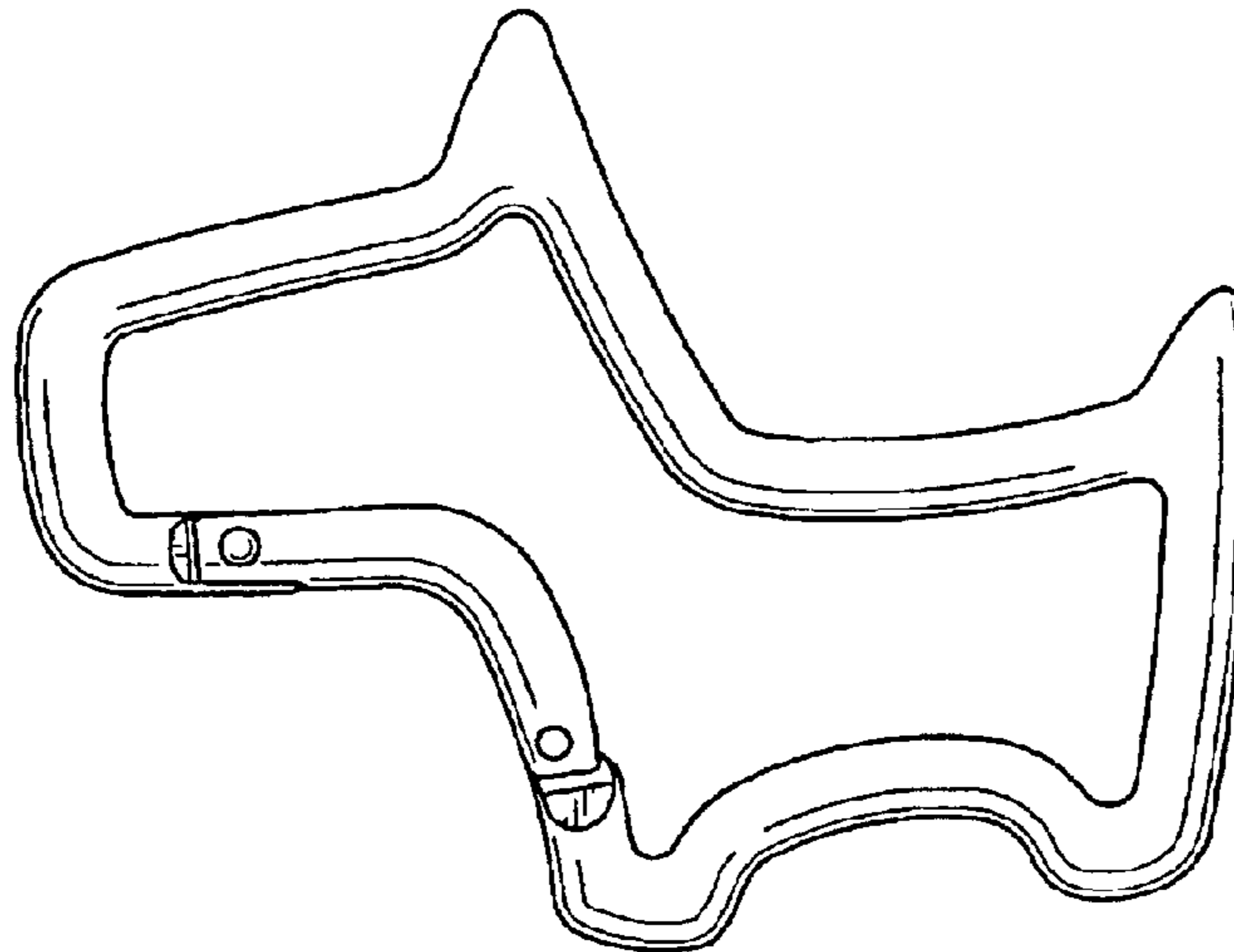


FIG. 2

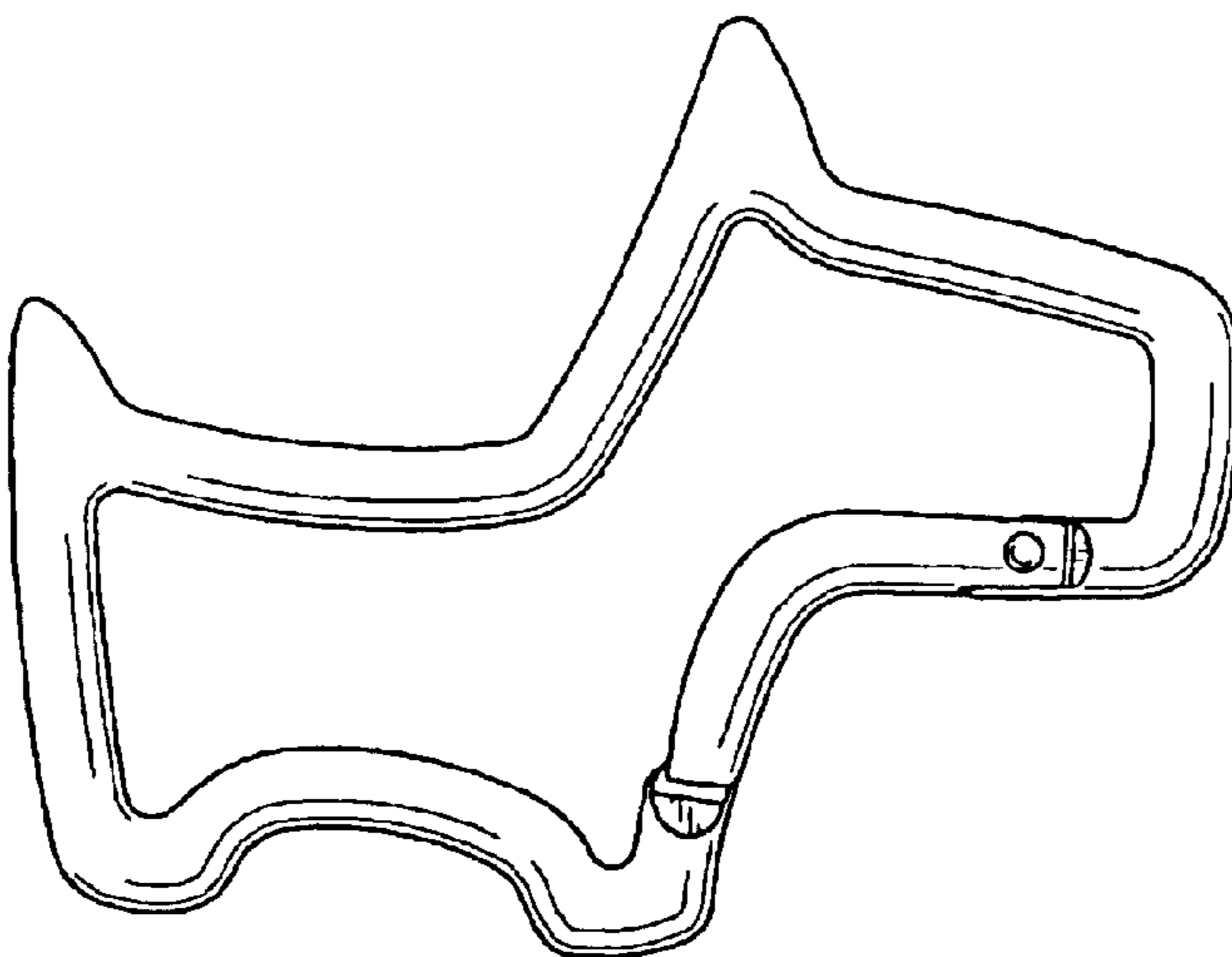


FIG. 3



FIG. 4



FIG. 5




FIG. 6



FIG. 7