

US00D496230S1

(12) **United States Design Patent**
Germany

(10) **Patent No.:** **US D496,230 S**
(45) **Date of Patent:** **** Sep. 21, 2004**

(54) **COMBINED KITCHEN AND COOKING IMPLEMENT**

(75) Inventor: **Jason O. Germany**, Seattle, WA (US)

(73) Assignee: **ChefN Corporation**, Seattle, WA (US)

(**) Term: **14 Years**

(21) Appl. No.: **29/190,190**

(22) Filed: **Sep. 16, 2003**

(51) **LOC (7) Cl.** **07-02**

(52) **U.S. Cl.** **D7/688**

(58) **Field of Search** D7/688-696, 393,
D7/395, 401.2; D8/14, 16, 19, 47; D32/40,
46; 30/345, 346; 294/7, 8

(56) **References Cited**

U.S. PATENT DOCUMENTS

D77,900 S	*	3/1929	Lawson	D7/691
4,524,514 A	*	6/1985	Mallalieu et al.	30/344
4,937,942 A		7/1990	Skерker et al.	30/345
4,969,268 A		11/1990	Kelly, III	30/322
5,014,434 A		5/1991	Skерker et al.	30/345

5,176,418 A	1/1993	Niu	294/7
5,491,869 A	2/1996	Sullivan et al.	15/245
D447,912 S	9/2001	Veltri et al.	D7/401.2
D458,090 S	6/2002	Veltri et al.	D7/688
D464,536 S	10/2002	Veltri et al.	D7/688
2002/0093210 A1	7/2002	Sassone et al.	294/7

* cited by examiner

Primary Examiner—Terry A. Wallace

(74) *Attorney, Agent, or Firm*—Seed IP Law Group PLLC

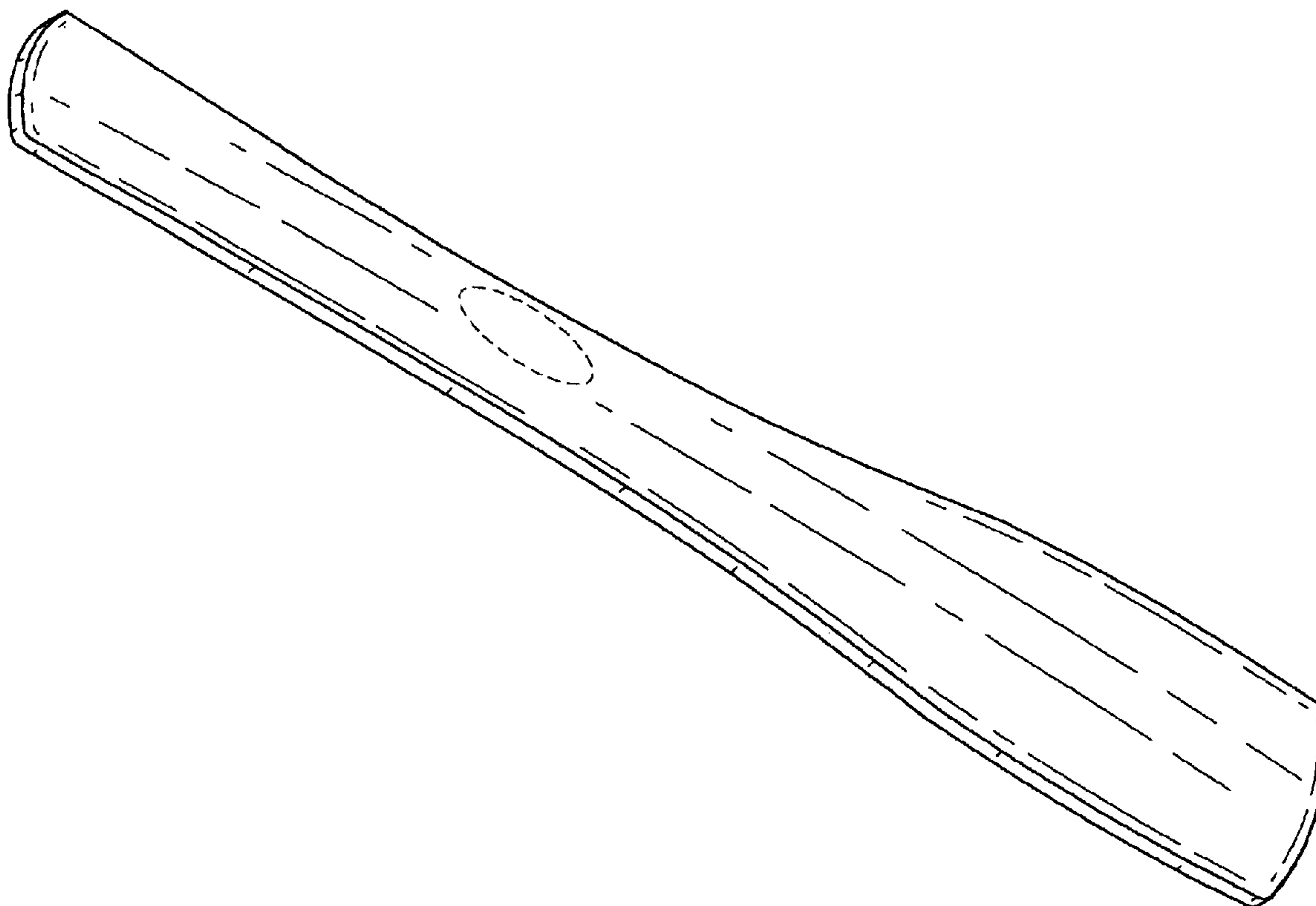
(57) **CLAIM**

The ornamental design for a combined kitchen and cooking implement, as shown and described.

DESCRIPTION

FIG. 1 is an isometric view of our new design.
FIG. 2 is a top plan view thereof.
FIG. 3 is a right side elevational view thereof.
FIG. 4 is a front elevational view thereof; and,
FIG. 5 is a rear elevational view thereof.
The broken lines in the figures are for illustrative purposes only and form no part of the claimed design.

1 Claim, 3 Drawing Sheets



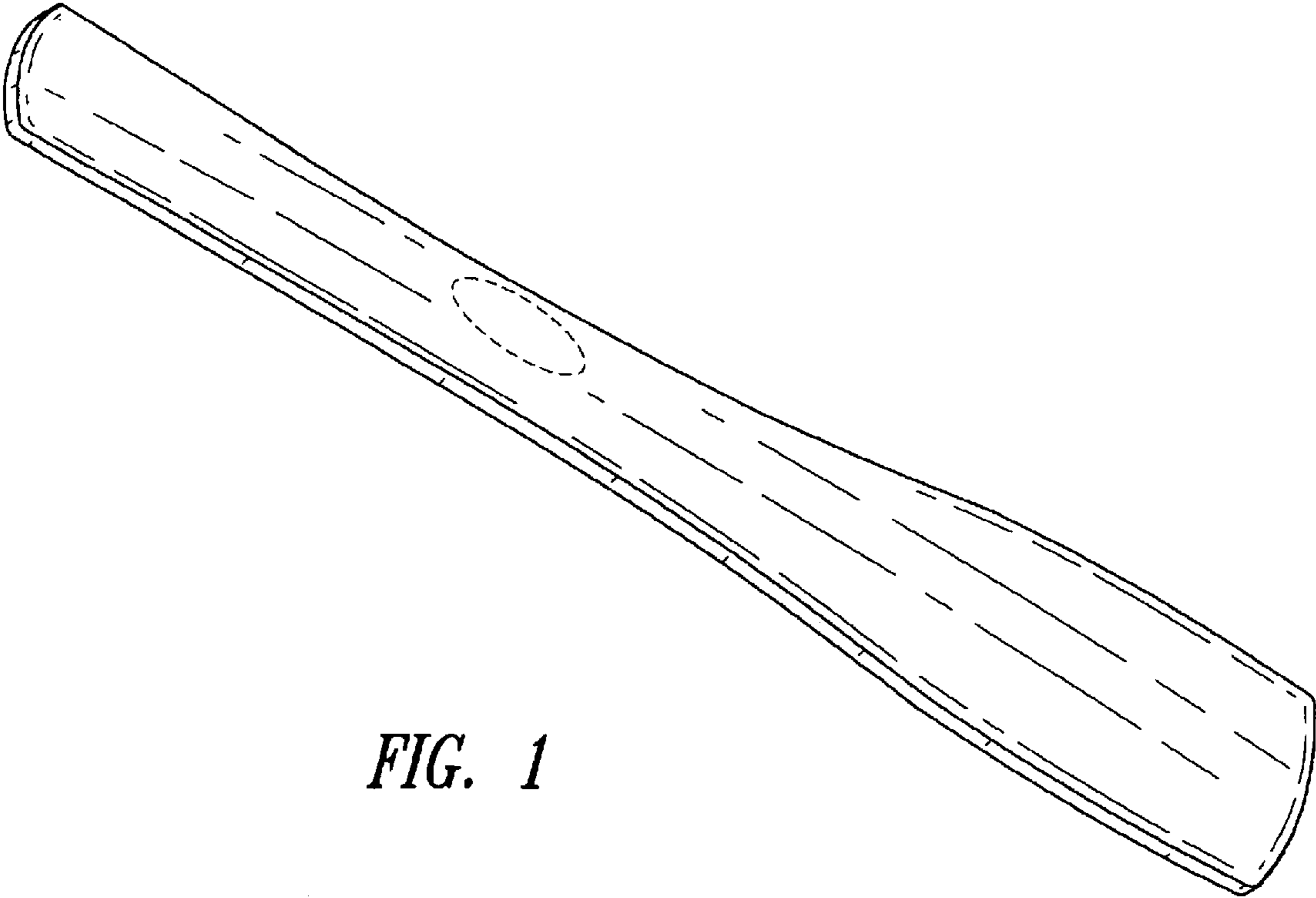


FIG. 1

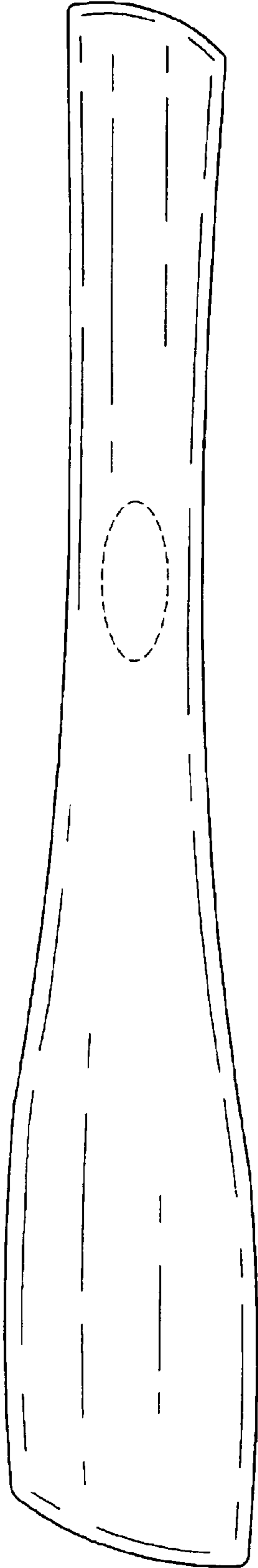


FIG. 2




FIG. 3



FIG. 4



FIG. 5