



US00D496226S1

(12) **United States Design Patent**
Berger et al.

(10) **Patent No.: US D496,226 S**
(45) **Date of Patent: ** Sep. 21, 2004**

(54) **EXPANDABLE BREAD BOX**

(76) Inventors: **Andy L. Berger**, 1800 S. Wolf Rd.,
Des Plaines, IL (US) 60018; **Linda
Chen Berger**, 1800 S. Wolf Rd., Des
Plaines, IL (US) 60018

(**) Term: **14 Years**

(21) Appl. No.: **29/193,593**

(22) Filed: **Nov. 12, 2003**

(51) **LOC (7) Cl. 07-07**

(52) **U.S. Cl. D7/609**

(58) **Field of Search** D7/609, 629; D3/201,
D3/203, 205, 206, 273, 274; D6/432, 445,
448, 449; 220/4.21, 331, 334, 558, 626,
831, 908

(56) **References Cited**

U.S. PATENT DOCUMENTS

- D291,644 S * 9/1987 Osborn D7/609
- D369,523 S * 5/1996 Olson D7/609
- D419,391 S * 1/2000 Tisdalo D7/609

* cited by examiner

Primary Examiner—Terry A. Wallace

(74) *Attorney, Agent, or Firm*—Edward J. Chalfie; Ladas &
Parry

(57) **CLAIM**

The ornamental design for an expandable bread box, as shown and described.

DESCRIPTION

FIG. 1 is a front view of the expandable bread box showing our new design;

FIG. 2 is a back view of the expandable bread box shown in FIG. 1;

FIG. 3 is a right side view of the expandable bread box shown in FIG. 1;

FIG. 4 is a left side view of the expandable bread box shown in FIG. 1;

FIG. 5 is a top view of the expandable bread box shown in FIG. 1; and,


FIG. 6 is a bottom view of the expandable bread box shown in FIG. 1.

FIG. 7 is a top, front right side perspective view of the expandable bread box shown in FIG. 1;

FIG. 8 is a top, front right side perspective view of the expandable bread box shown in FIG. 1 shown contracted with its lids open; and,

FIG. 9 is a top, front right side perspective view of the expandable bread box shown in FIG. 1 shown expanded with its lids open.

1 Claim, 3 Drawing Sheets






Fig. 1




Fig. 2




Fig. 3




Fig. 4




Fig. 5




Fig. 6

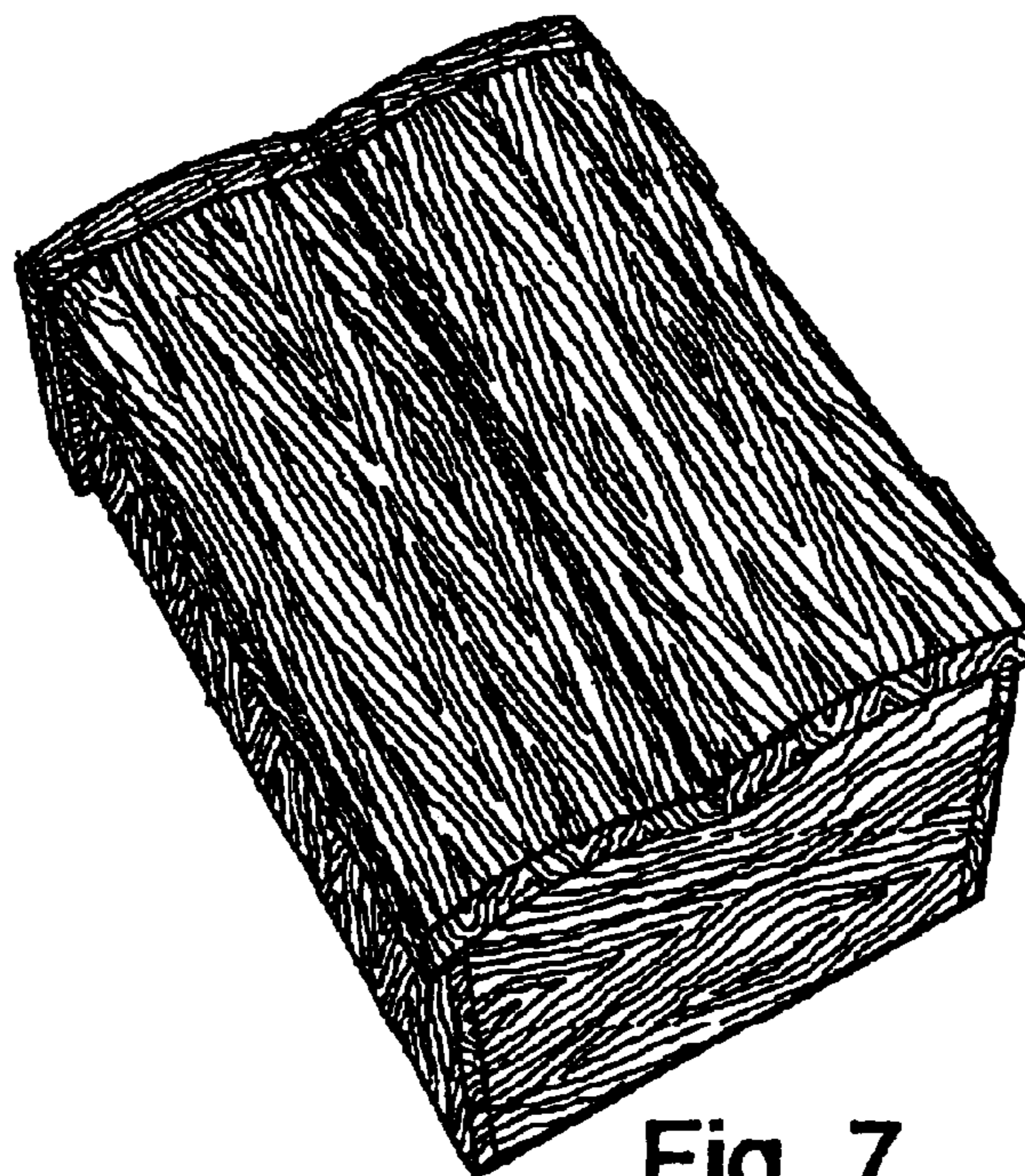


Fig. 7

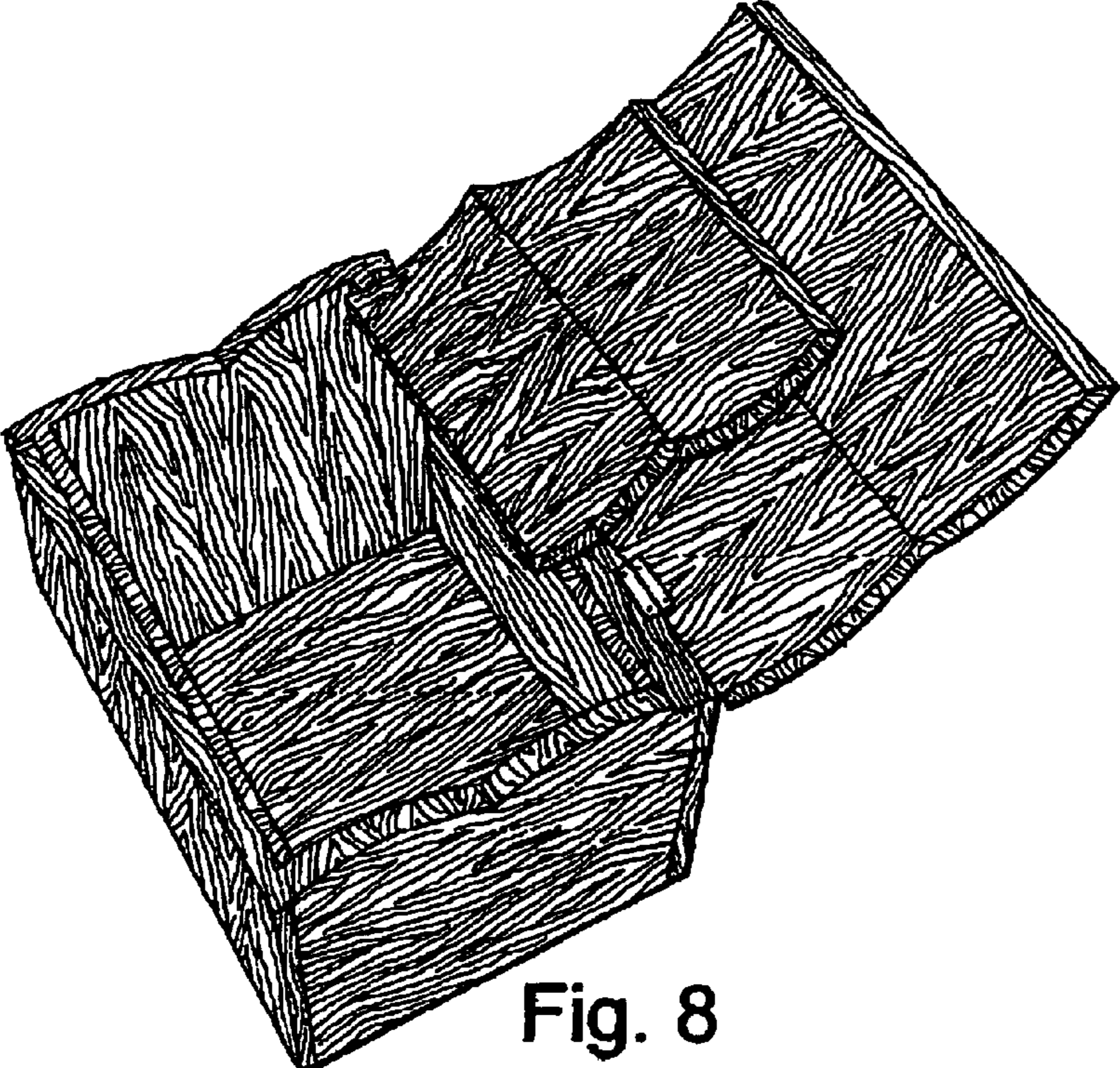


Fig. 8

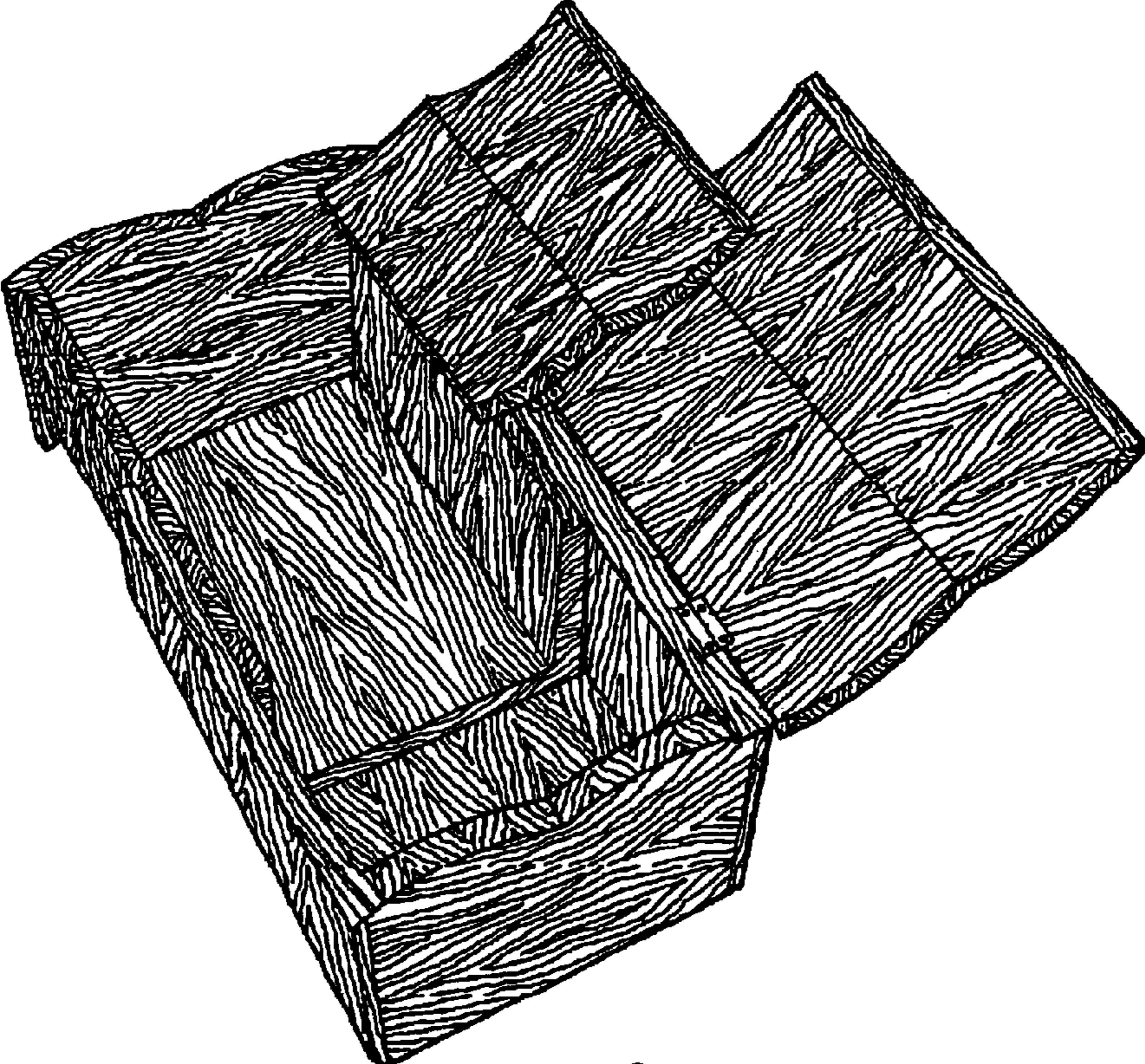


Fig. 9