

US00D496223S1

(12) **United States Design Patent**  
**Clarichetti**

(10) **Patent No.:** **US D496,223 S**  
(45) **Date of Patent:** **\*\* Sep. 21, 2004**

(54) **PLATES**

(75) **Inventor:** **Gianluca Clarichetti**, Canale  
Monterano (IT)

(73) **Assignee:** **Exclusive Trade S.r.l.**, Pomezia (IT)

(\*\*) **Term:** **14 Years**

(21) **Appl. No.:** **29/185,457**

(22) **Filed:** **Jun. 30, 2003**

(30) **Foreign Application Priority Data**

Jan. 3, 2003 (IT) ..... VR2003O0002

(51) **LOC (7) Cl.** ..... **07-01**

(52) **U.S. Cl.** ..... **D7/570; D7/566; D7/545;**  
D7/584

(58) **Field of Search** ..... D7/506, 566, 567,  
D7/568, 570, 584, 585, 588, 565, 543,  
545, 557, 564, 354; 220/575, 574, 23.89,  
674; D23/201

(56) **References Cited**

**U.S. PATENT DOCUMENTS**

- D50,401 S \* 2/1917 Miller ..... D7/565
- D79,885 S \* 11/1929 Heisey ..... D7/570
- D102,742 S \* 1/1937 Bottome ..... D7/568
- D102,862 S \* 1/1937 Sebring ..... D7/570
- D157,114 S \* 1/1950 Yutzey ..... D7/565
- D278,588 S \* 4/1985 Knutson ..... D7/570
- D280,585 S \* 9/1985 Everhan ..... D7/570
- D281,044 S \* 10/1985 Everhan ..... D7/570

- D283,664 S \* 5/1986 Murai ..... D7/570
- D283,665 S \* 5/1986 Murai ..... D7/570
- D285,888 S \* 9/1986 Everhan ..... D7/570
- D286,001 S \* 10/1986 Everhan ..... D7/570
- D290,327 S \* 6/1987 Durand ..... D7/557
- D291,043 S \* 7/1987 Durand ..... D7/564
- D319,682 S \* 9/1991 Sharp et al. .... D23/201
- D353,519 S \* 12/1994 Wolfenden ..... D7/584
- D359,198 S \* 6/1995 Scherer ..... D7/585
- D361,696 S \* 8/1995 Wolfenden ..... D7/584
- D389,373 S \* 1/1998 Belue ..... D7/354
- D413,487 S \* 9/1999 Vitali ..... D7/505
- D433,879 S \* 11/2000 Emrani ..... D7/584

\* cited by examiner

*Primary Examiner*—M. N. Pandozzi

(74) *Attorney, Agent, or Firm*—Guido Modiano; Albert  
Josif; Daniel O'Byrne

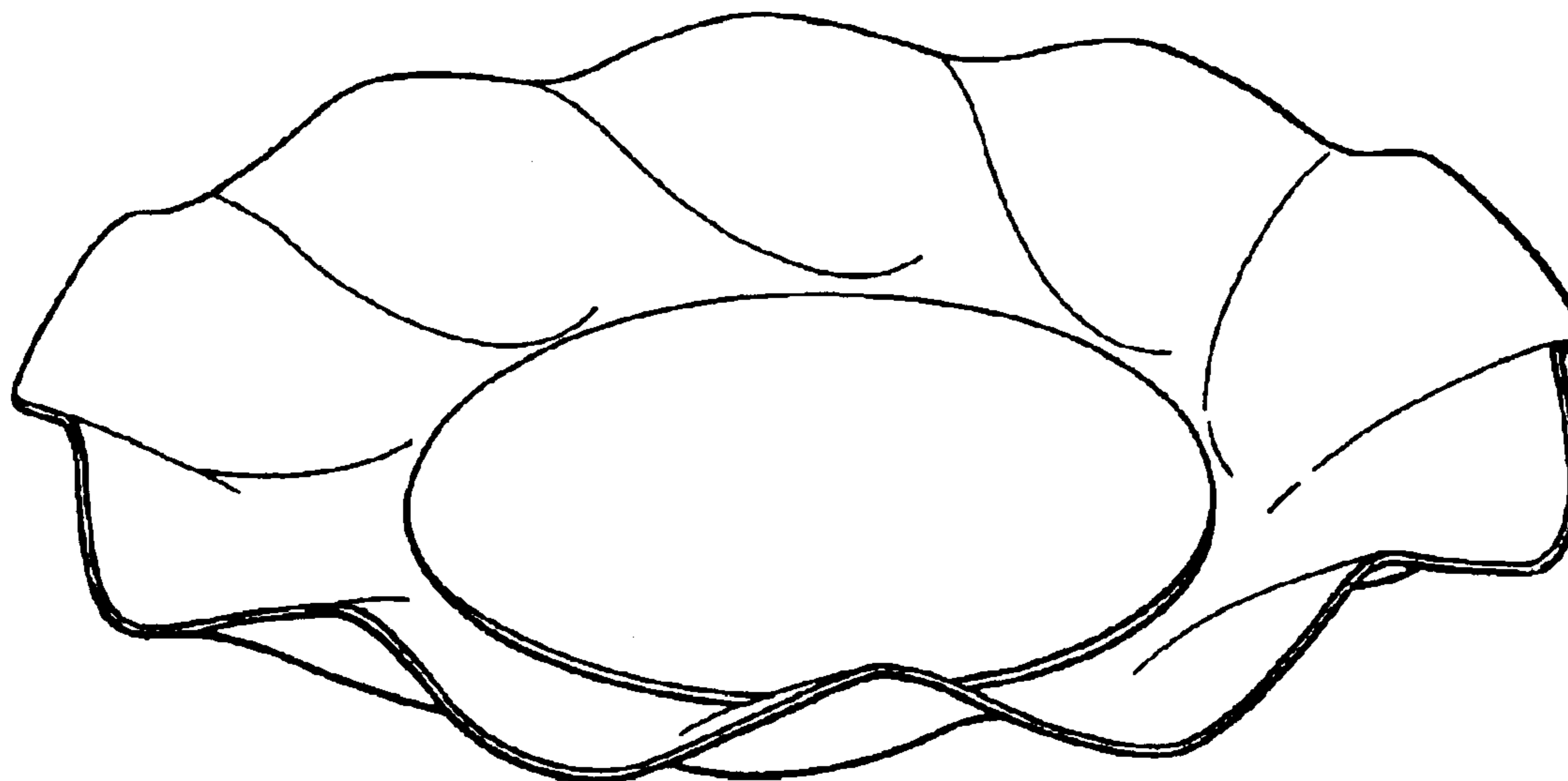
(57) **CLAIM**

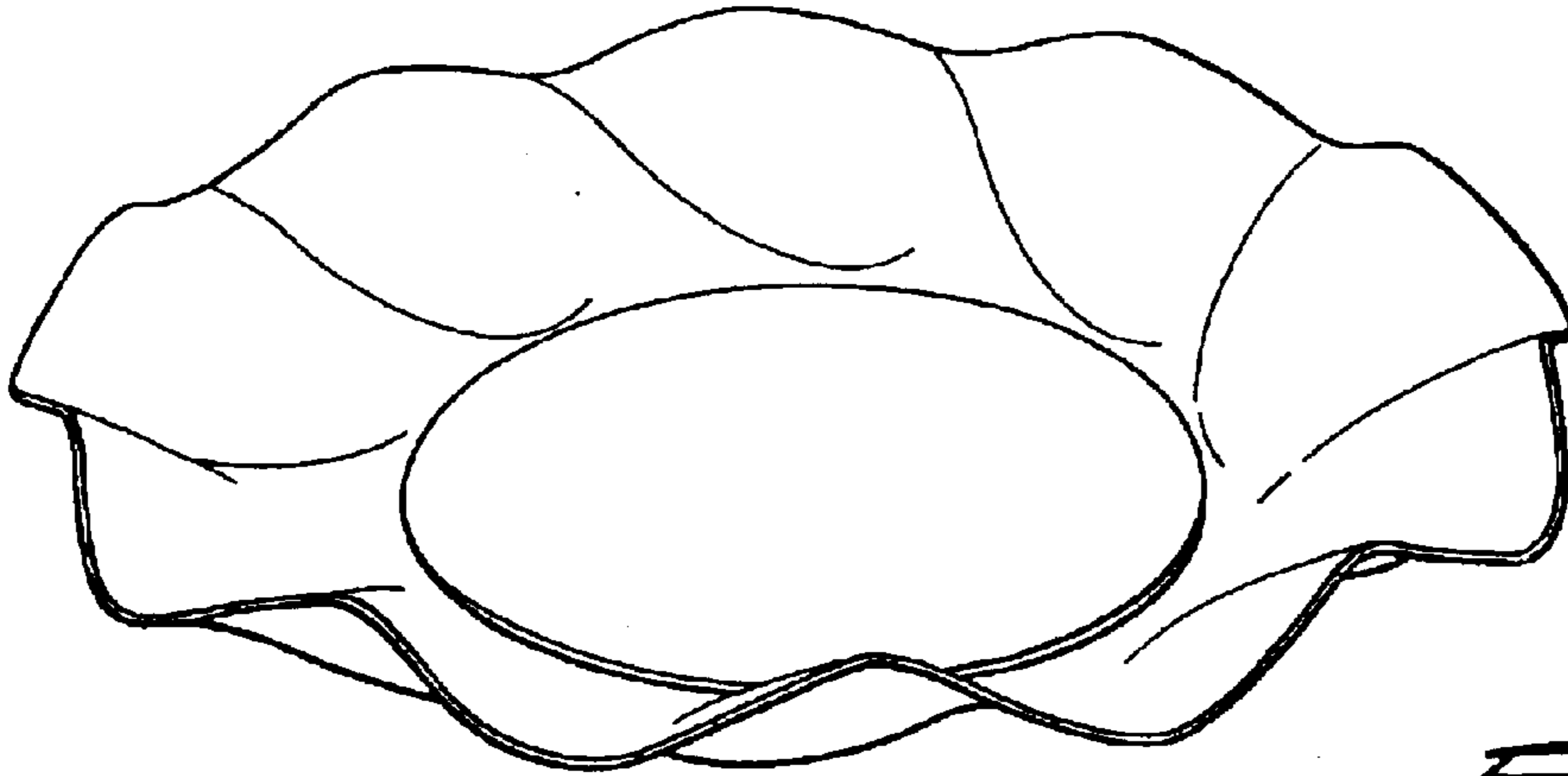
The ornamental design for the “plates”, as shown and  
described.

**DESCRIPTION**

FIG. 1 is a perspective view of the soup plate, showing my  
new design, in a first embodiment;  
FIG. 2 is a side elevation view, thereof;  
FIG. 3 is a plan view thereof, taken from above;  
FIG. 4 is a perspective view of the dinner plate, showing my  
new design, in a second embodiment;  
FIG. 5 is a side elevation view, thereof; and,  
FIG. 6 is a plan view thereof, taken from above.

**1 Claim, 2 Drawing Sheets**

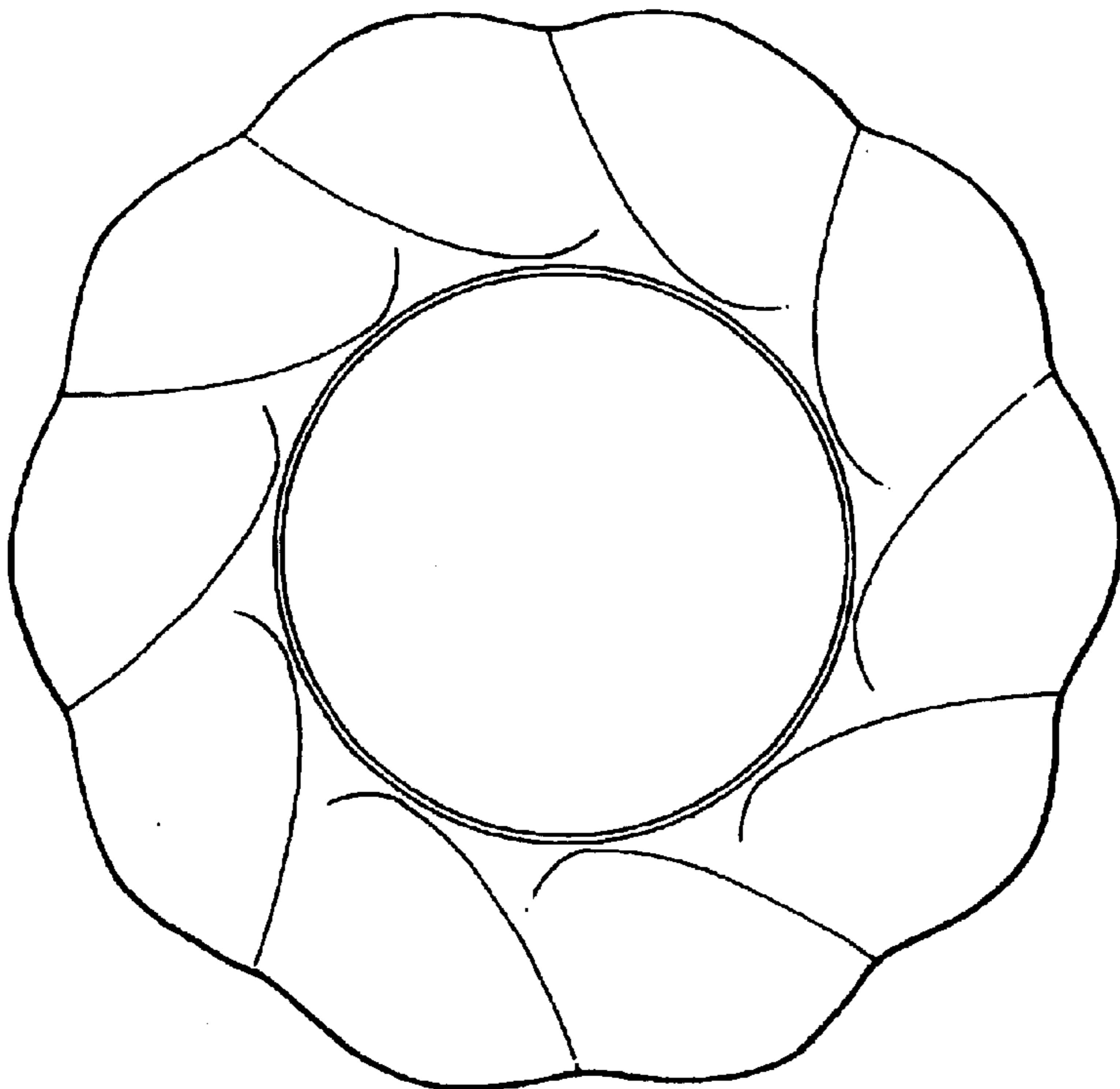




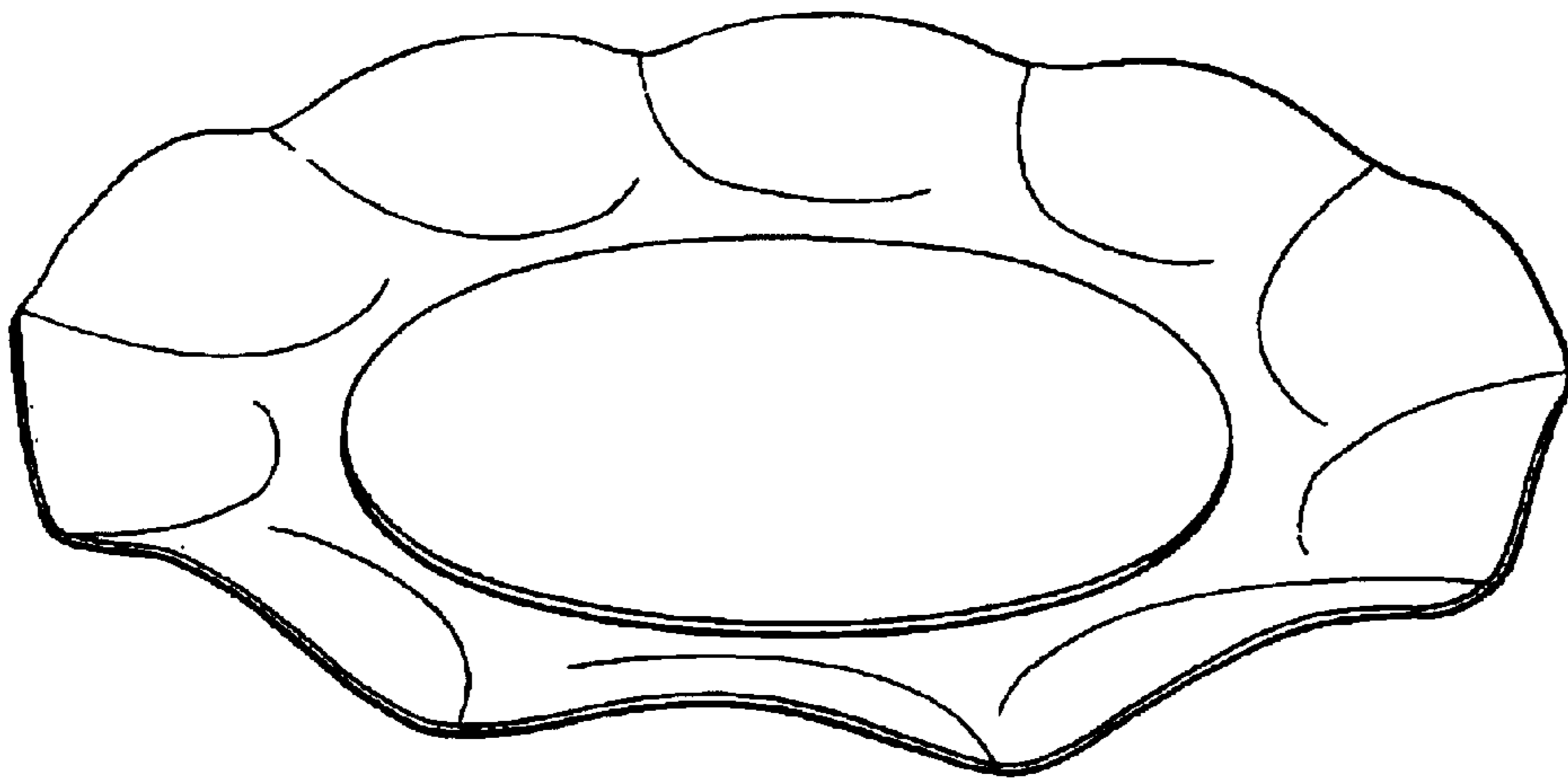
*FIG. 1*



*FIG. 2*



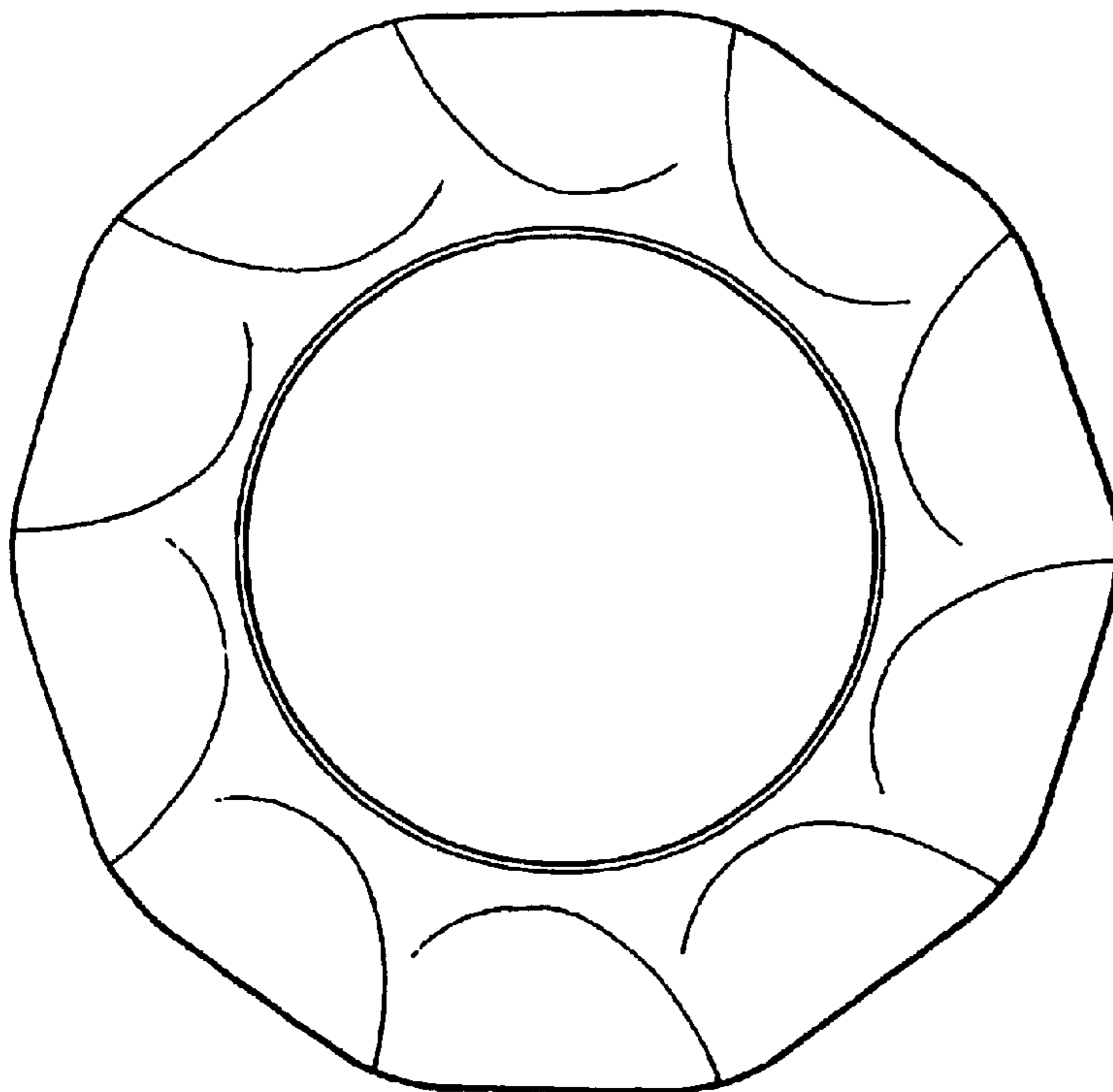
*FIG. 3*



*Fig. 4*



*Fig. 5*



*Fig. 6*