

US00D496207S1

(12) **United States Design Patent**
Wang

(10) **Patent No.: US D496,207 S**

(45) **Date of Patent: ** Sep. 21, 2004**

(54) **COCKTAIL SHAKER**

(75) Inventor: **Chih-Hung Wang, Tainan Hsien (TW)**

(73) Assignee: **Duo Yeu Metal Co., Ltd., Tainan Hsien (TW)**

(**) Term: **14 Years**

(21) Appl. No.: **29/198,716**

(22) Filed: **Feb. 4, 2004**

(51) **LOC (7) Cl. 07-01**

(52) **U.S. Cl. D7/300.1; D9/519**

(58) **Field of Search D7/300.1, 510, D7/511; D19/43; 215/40, 12.1, 257; D9/519, 537, 545, 546, 549, 341, 552**

(56) **References Cited**

U.S. PATENT DOCUMENTS

D102,943 S * 1/1937 Dulany D7/300.1
D105,169 S * 6/1937 Fuerst D7/300.1
D325,751 S * 4/1992 Futino D19/43

5,137,162 A * 8/1992 Fritz 215/40
D464,571 S * 10/2002 Hill et al. D9/519
D480,590 S * 10/2003 Linz et al. D7/300.1
D487,697 S * 3/2004 Rosen D9/341

* cited by examiner

Primary Examiner—M. N. Pandozzi

(74) *Attorney, Agent, or Firm*—Rosenberg, Klein & Lee

(57) **CLAIM**

The ornamental design for a cocktail shaker, as shown and described.

DESCRIPTION

FIG. 1 is a perspective view of a cocktail shaker showing my new design;

FIG. 2 is a front elevational view thereof;

FIG. 3 is a rear elevational view thereof;


FIG. 4 is a left side elevational view thereof;

FIG. 5 is a right side elevational view thereof;

FIG. 6 is a top plan view thereof; and,

FIG. 7 is a bottom plan view thereof.

1 Claim, 6 Drawing Sheets



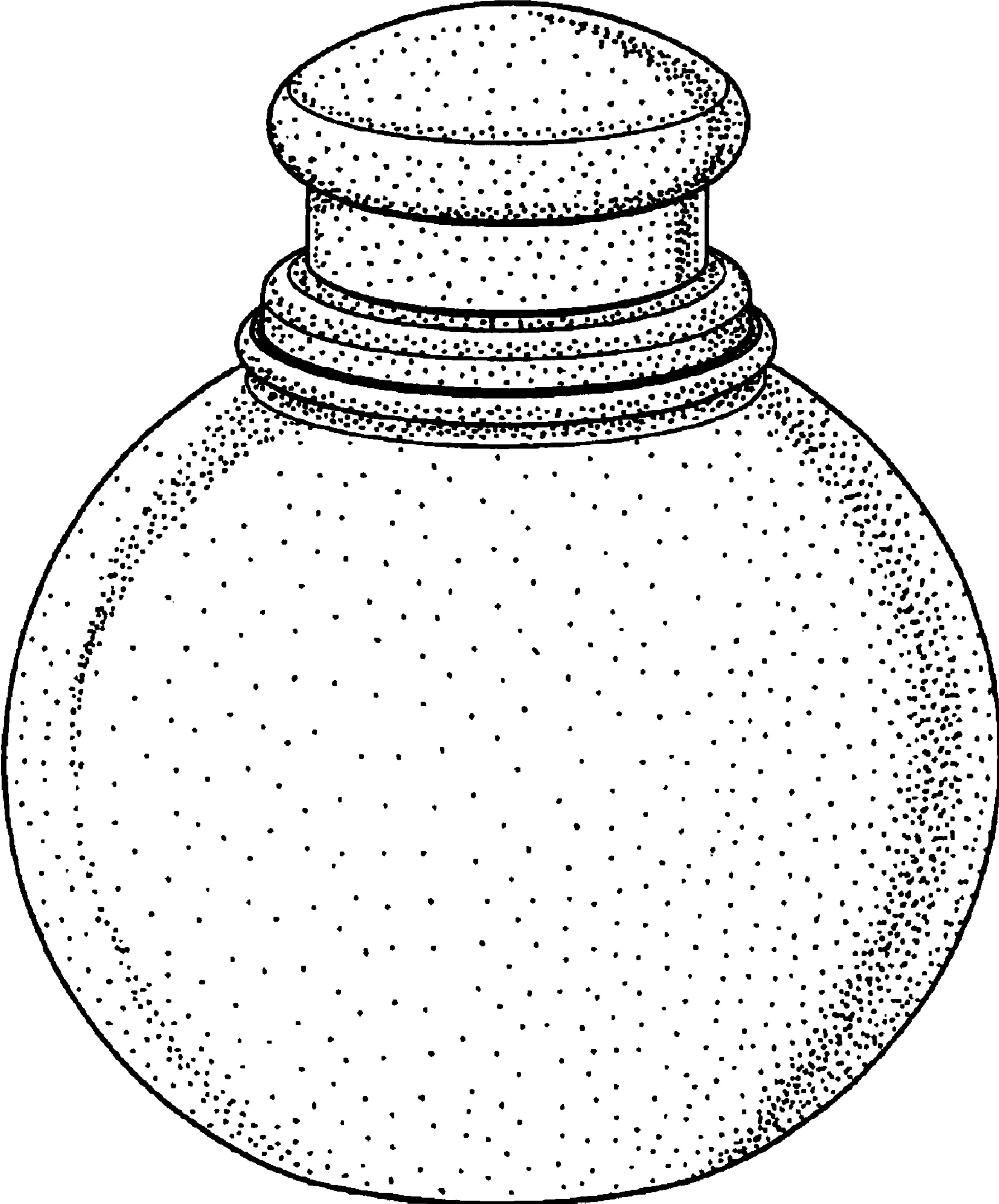


FIG. 1




FIG. 2




FIG. 3




FIG. 4




FIG. 5

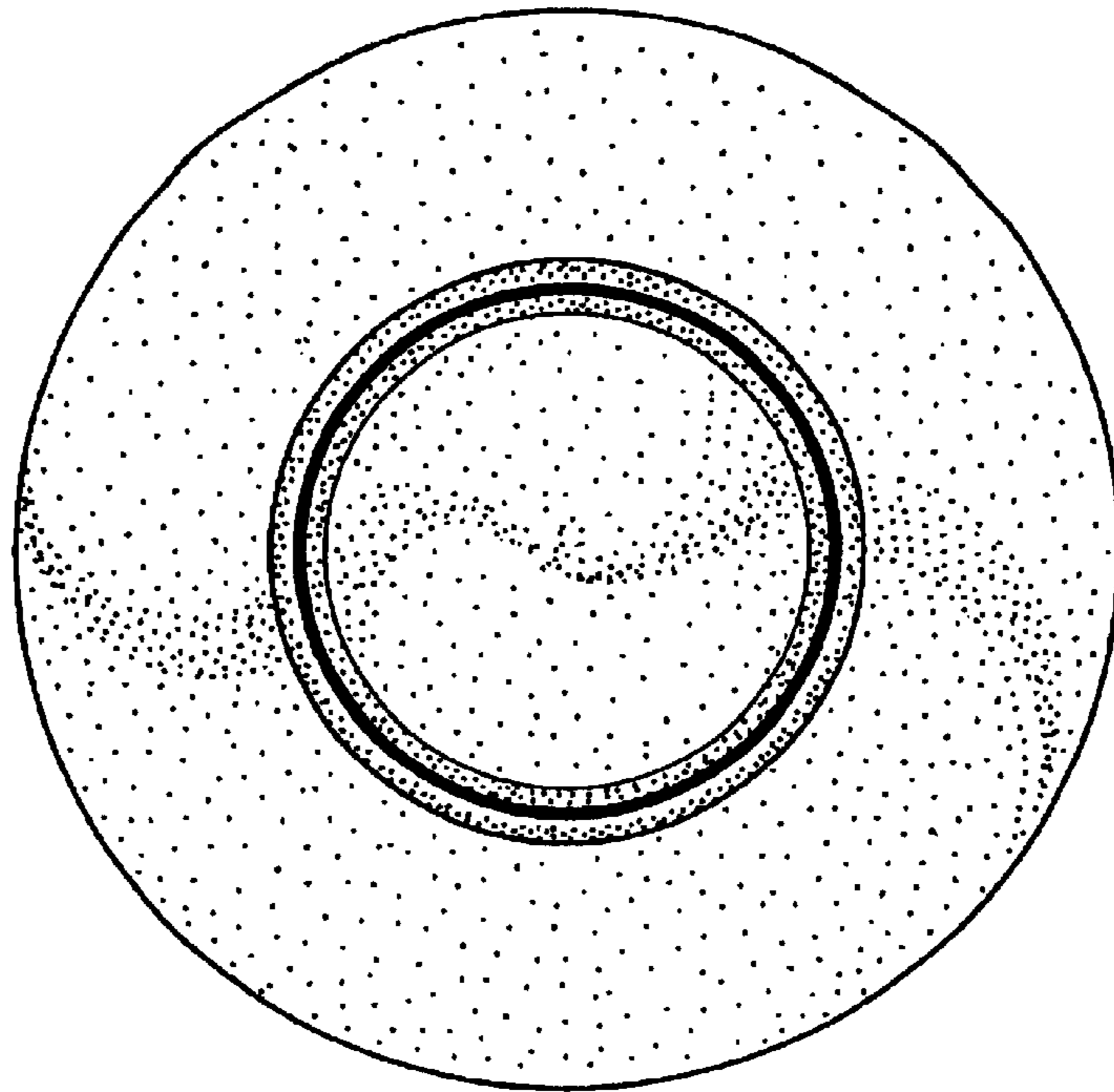


FIG. 6

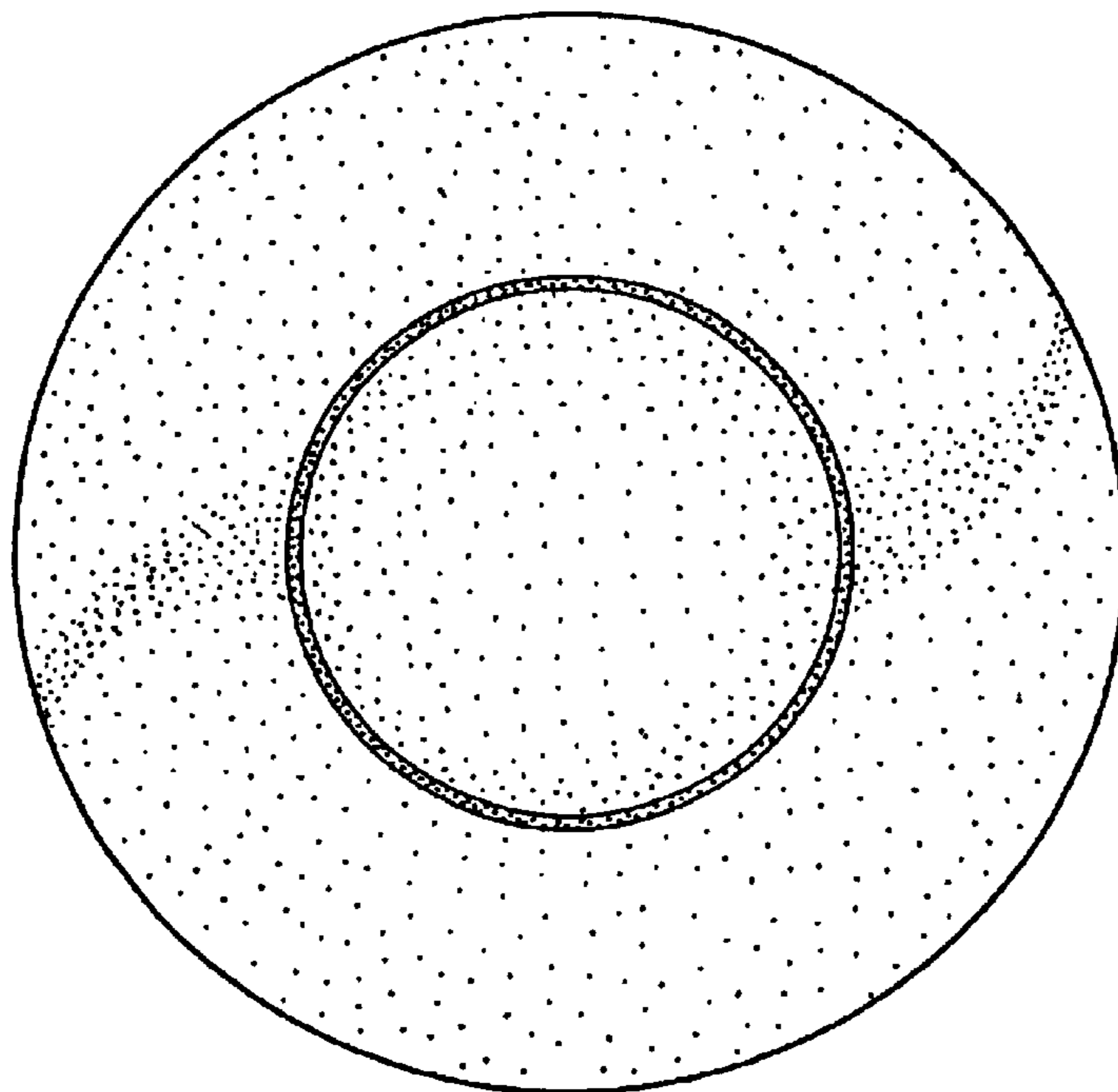


FIG. 7