

US00D496194S1

(12) **United States Design Patent**
Mason

(10) **Patent No.: US D496,194 S**

(45) **Date of Patent: ** Sep. 21, 2004**

(54) **DISPLAY UNIT**

(75) **Inventor: Timothy L. Mason, Melville, NY (US)**

(73) **Assignee: New Dimensions Research Corporation, Melville, NY (US)**

(**) **Term: 14 Years**

(21) **Appl. No.: 29/195,524**

(22) **Filed: Dec. 12, 2003**

(51) **LOC (7) Cl. 06-04**

(52) **U.S. Cl. D6/468**

(58) **Field of Search** D6/396, 408, 449,
D6/459, 460, 461, 463-468, 474-479, 546,
549, 566, 567, 569, 570, 510, 511; 211/49.1,
50, 55, 56, 72, 85.26, 88.01, 13.1, 189,
126.1, 133.1, 134, 135, 144

D244,117 S * 4/1977 Naylor D6/474
D244,412 S * 5/1977 Messenger D6/468
D268,068 S 3/1983 Ellenson et al.
4,684,027 A 8/1987 Wright
4,744,489 A 5/1988 Binder et al.
5,353,939 A 10/1994 Beeler et al.
D381,546 S 7/1997 Hunt
D404,240 S 1/1999 Man
D428,738 S 8/2000 Brozak, Jr.
D447,361 S * 9/2001 Adler D6/449
D468,936 S * 1/2003 Miranda D6/463

* cited by examiner

Primary Examiner—Mimosa De

(74) *Attorney, Agent, or Firm—Collard & Roe, P.C.*

(57) **CLAIM**

The ornamental design for a display unit, as shown and described.

DESCRIPTION

FIG. 1 shows a perspective view of my design for a display unit according to the invention.

FIG. 2 shows a front view thereof;

FIG. 3 shows a side view thereof, with the opposite side view being identical;

FIG. 4 shows a rear view thereof;

FIG. 5 shows a top plan view thereof; and,

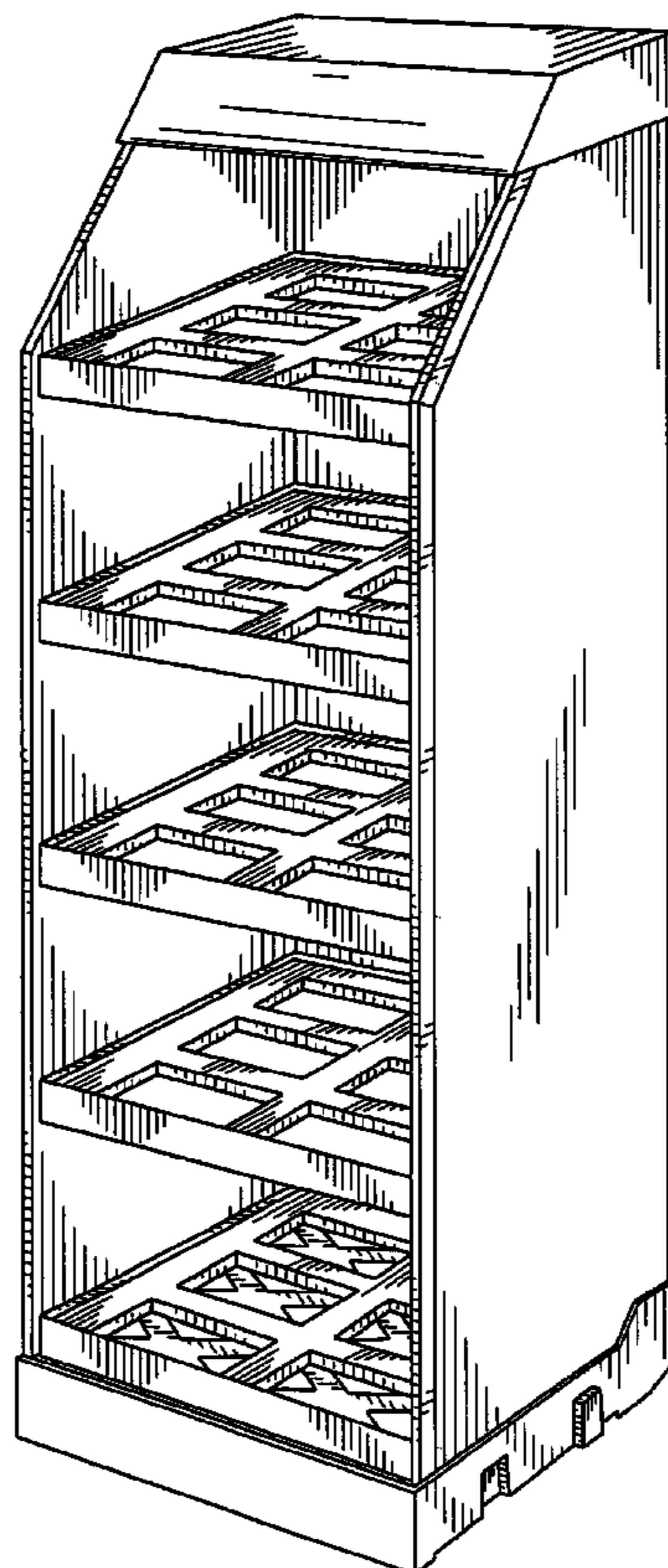
FIG. 6 shows a bottom view thereof.

(56) **References Cited**

U.S. PATENT DOCUMENTS

1,317,534 A 9/1919 Williams
1,711,329 A 4/1929 Short
2,649,207 A 8/1953 Shield
3,019,907 A 2/1962 Belejack
3,404,927 A 10/1968 Mellion
D223,041 S 2/1972 Kuenster
3,900,112 A 8/1975 Azzi et al.
3,977,523 A 8/1976 Cousino
D242,754 S * 12/1976 Howard et al. D6/473

1 Claim, 4 Drawing Sheets



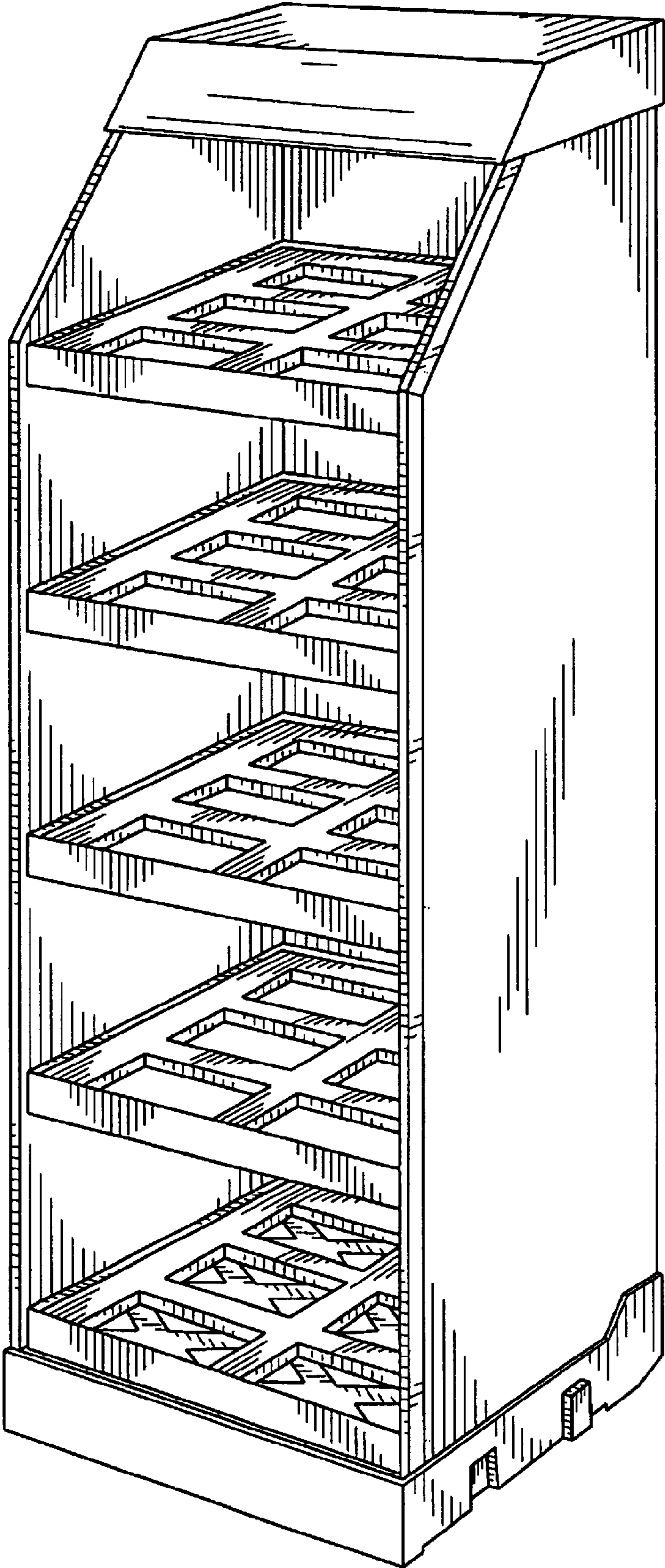


FIG. 1

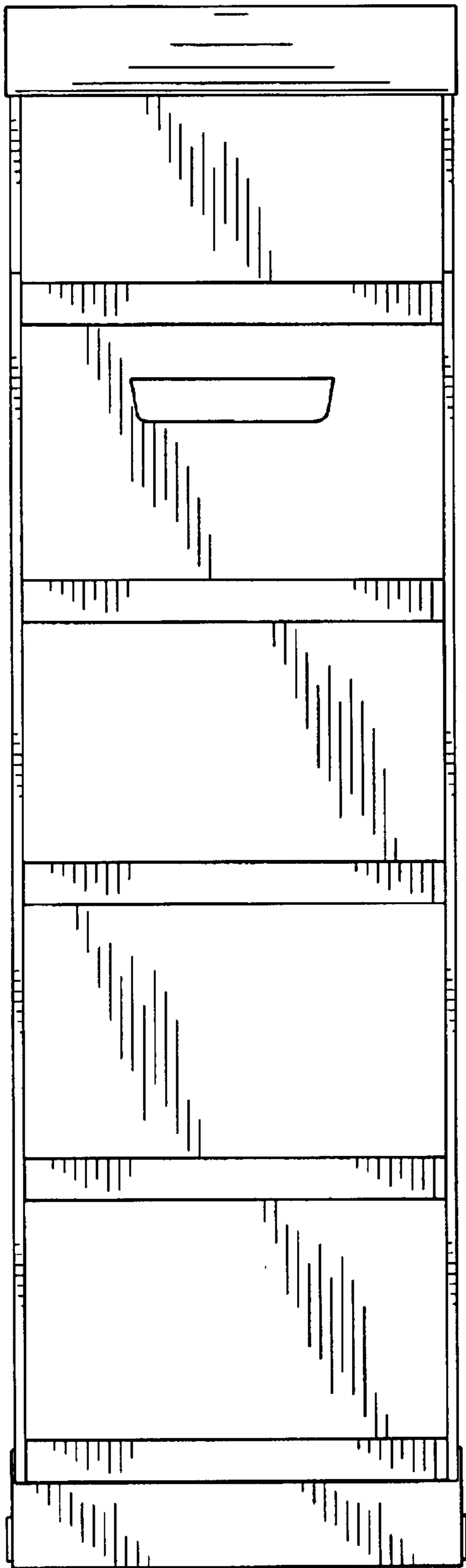


FIG. 2

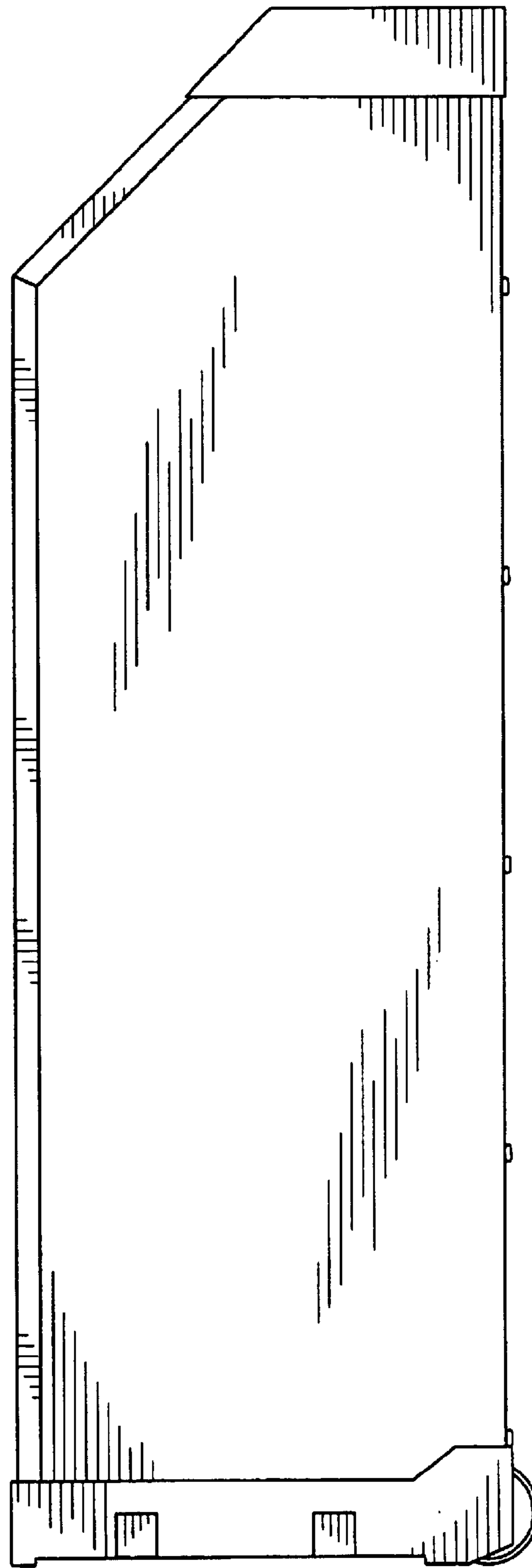


FIG. 3

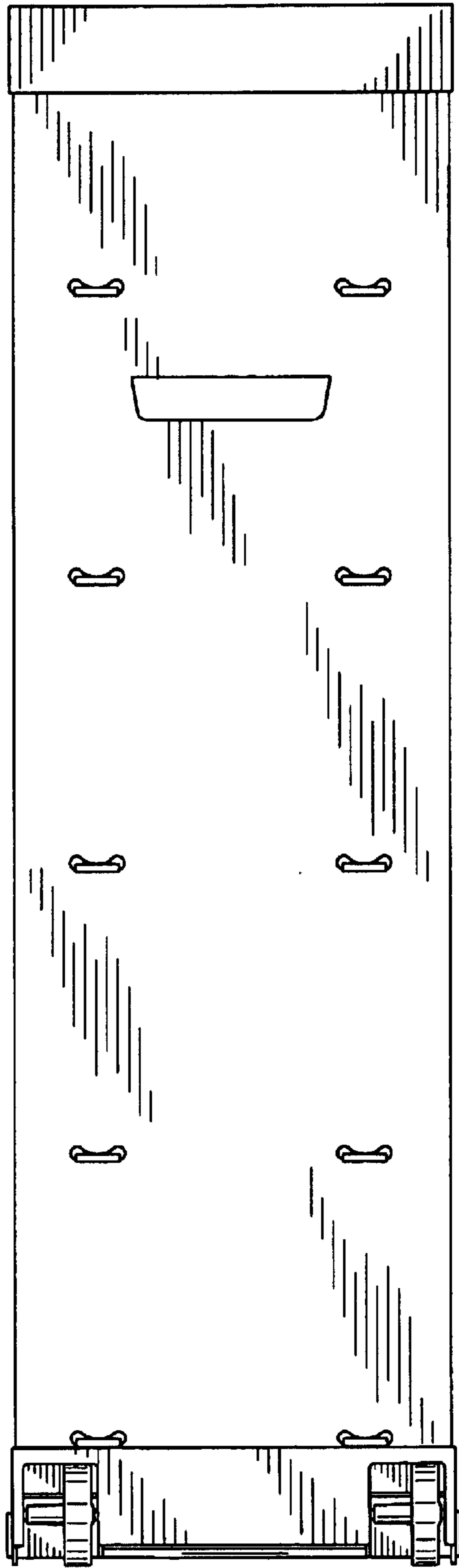


FIG. 4

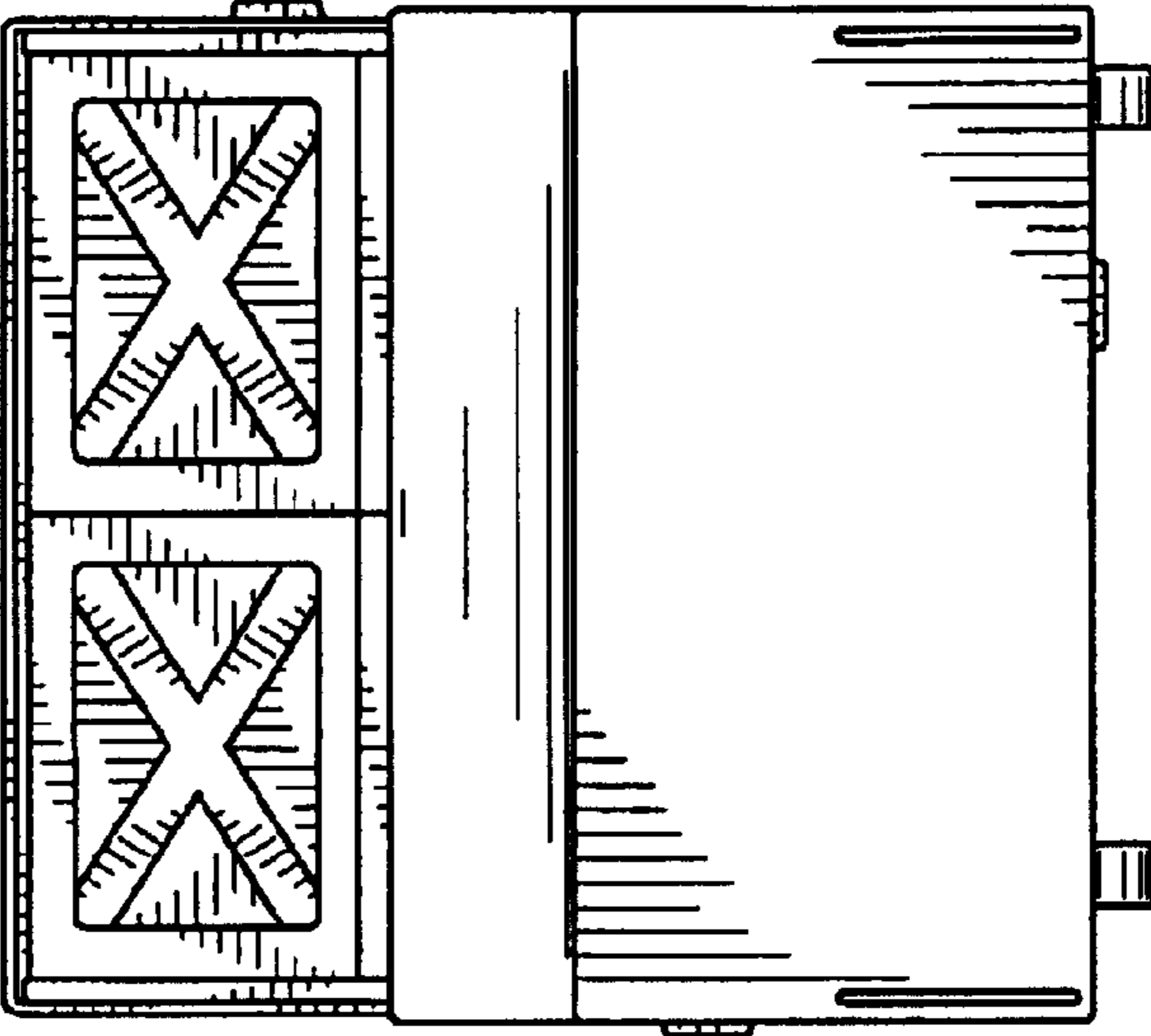


FIG. 5




FIG. 6