

US00D496193S1

(12) **United States Design Patent**  
**Mason**

(10) **Patent No.:** **US D496,193 S**

(45) **Date of Patent:** **\*\* Sep. 21, 2004**

(54) **DISPLAY UNIT**

(75) **Inventor:** **Timothy L. Mason, Melville, NY (US)**

(73) **Assignee:** **New Dimensions Research Corporation, Melville, NY (US)**

(\*\*) **Term:** **14 Years**

(21) **Appl. No.:** **29/195,283**

(22) **Filed:** **Dec. 10, 2003**

(51) **LOC (7) Cl. .... 06-04**

(52) **U.S. Cl. .... D6/468; D6/473**

(58) **Field of Search** ..... D6/396, 408, 449, D6/459, 460, 461, 463-468, 474-479, 546, 549, 566, 567, 569, 570; 211/13.1, 49.1, 50, 55, 56, 72, 59.2, 85.26, 126.15, 133.1, 134, 135, 144, 189, 85.1, 85.3

3,900,112 A	8/1975	Azzi et al.
3,977,523 A	8/1976	Cousino
D268,068 S	3/1983	Ellenson et al.
4,684,027 A	8/1987	Wright
4,744,489 A	5/1988	Binder et al.
4,765,492 A *	8/1988	Howard et al. .... 211/55
D318,767 S *	8/1991	Schneider et al. .... D6/408
5,353,939 A	10/1994	Beeler et al.
D381,546 S	7/1997	Hunt
D404,240 S	1/1999	Man
D428,738 S	8/2000	Brozak, Jr.
D486,324 S *	2/2004	Mason ..... D6/473

\* cited by examiner

*Primary Examiner*—Mimosa De

(74) *Attorney, Agent, or Firm*—Collard & Roe, P.C.

(57) **CLAIM**

The ornamental design for a display unit, as shown and described.

**DESCRIPTION**

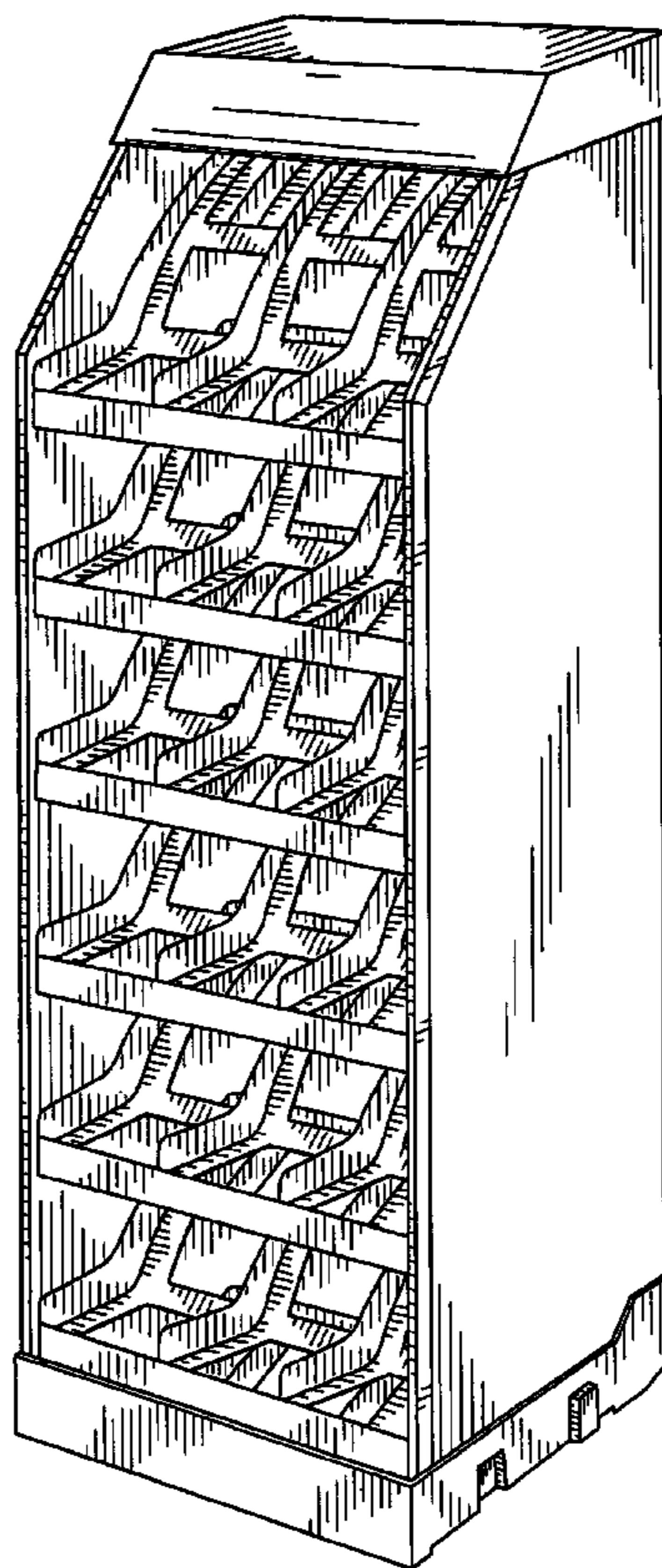
FIG. 1 shows a perspective view of my design for a display unit according to the invention.  
FIG. 2 shows a front view thereof;  
FIG. 3 shows a side view thereof, with the opposite side view being identical;  
FIG. 4 shows a rear view thereof;  
FIG. 5 shows a top plan view thereof; and,  
FIG. 6 shows a bottom view thereof.

(56) **References Cited**

**U.S. PATENT DOCUMENTS**

1,317,534 A	9/1919	Williams
1,711,329 A	4/1929	Short
D93,082 S *	8/1934	Wright ..... D5/473
D146,387 S *	2/1947	Shield ..... D6/473
2,649,207 A	8/1953	Shield
2,943,742 A *	7/1960	Colley ..... 211/59.2
3,019,907 A	2/1962	Belejack
3,404,927 A	10/1968	Mellion
D223,041 S	2/1972	Kuenster

**1 Claim, 4 Drawing Sheets**



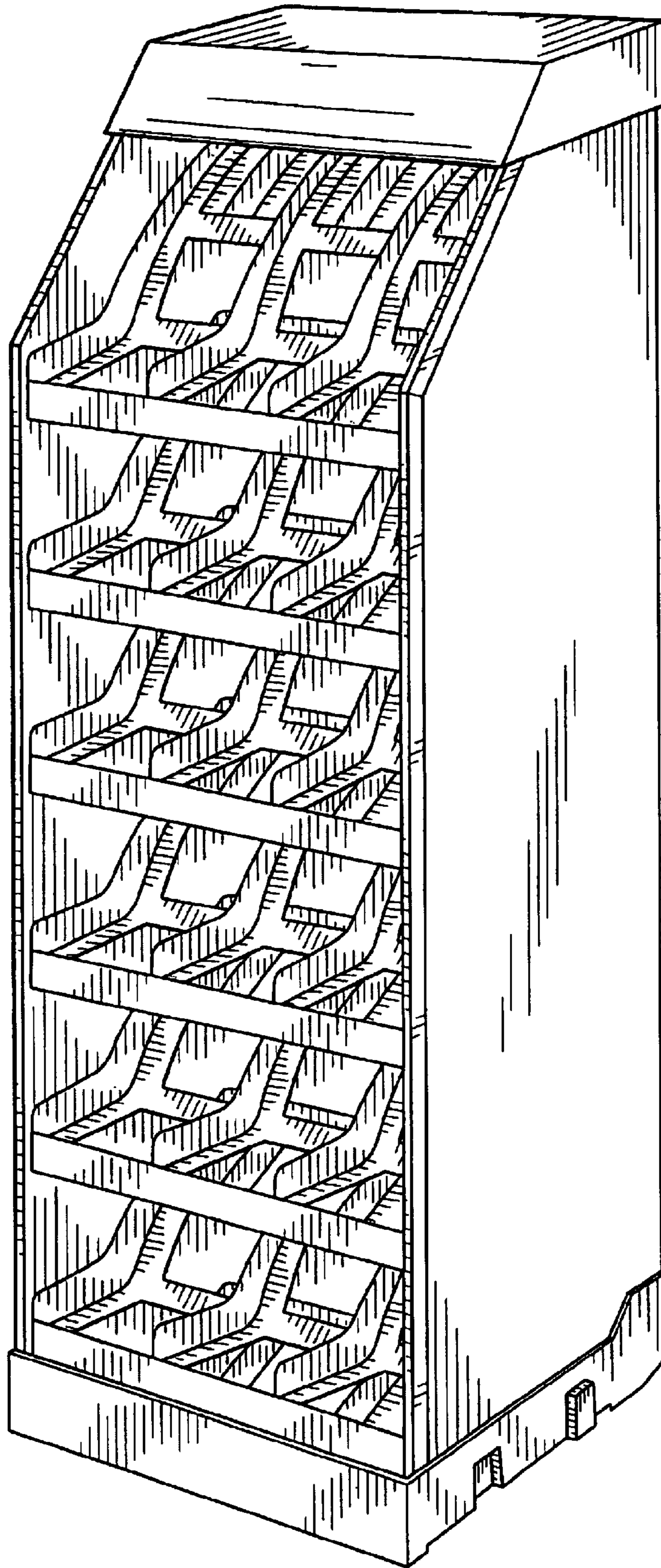


FIG. 1

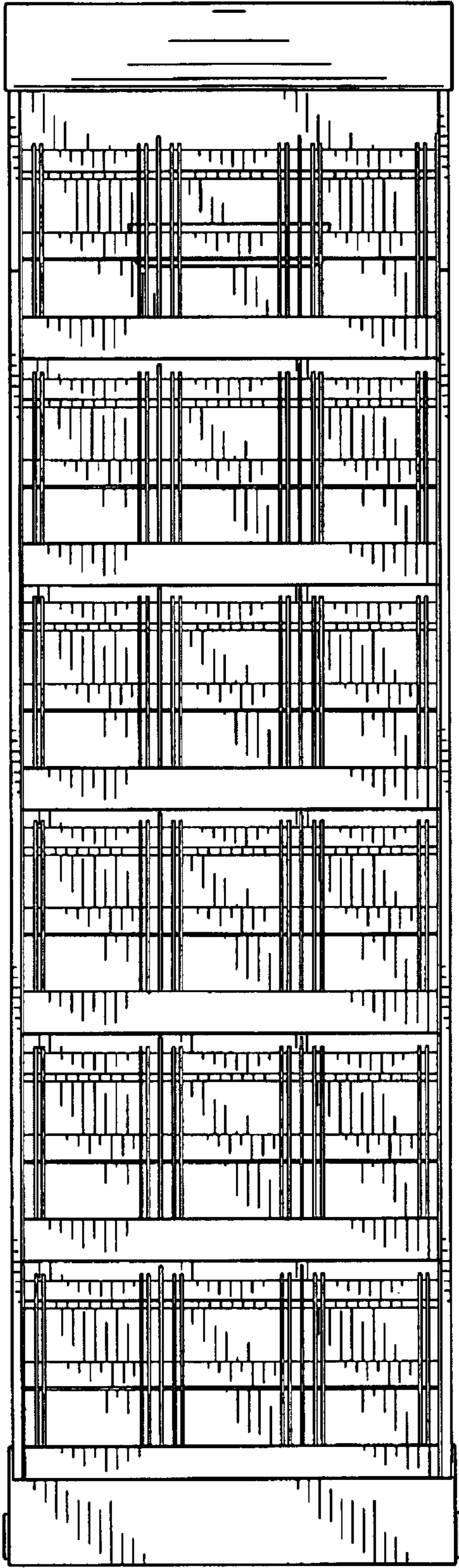


FIG. 2

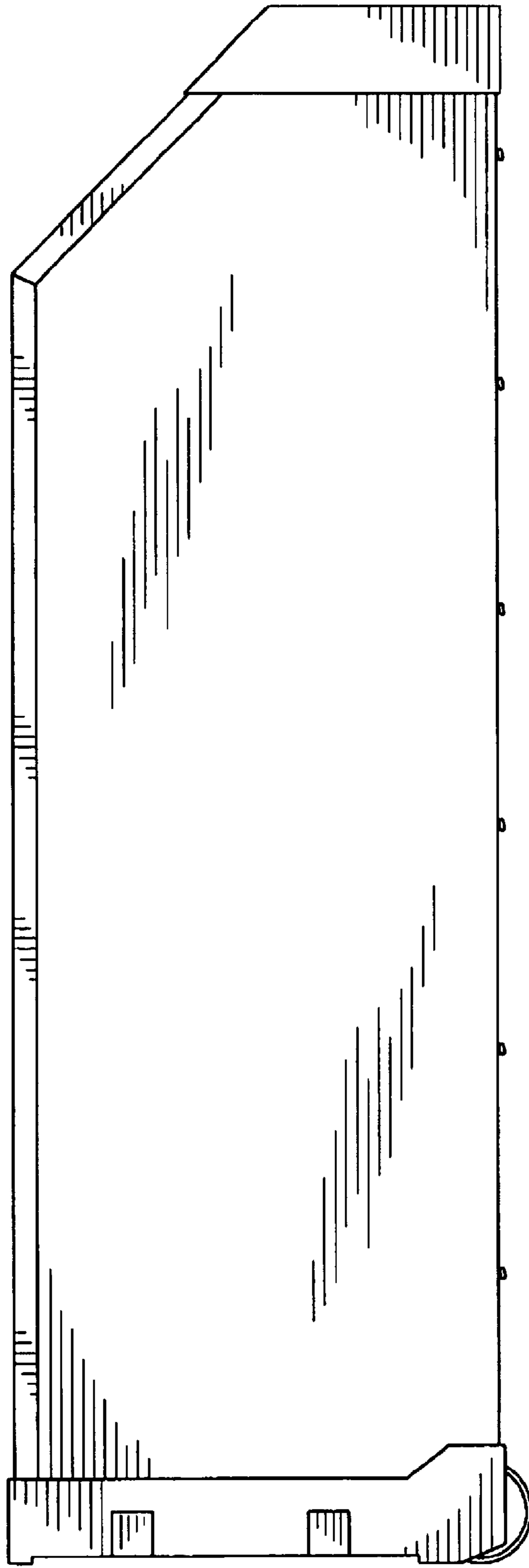


FIG. 3

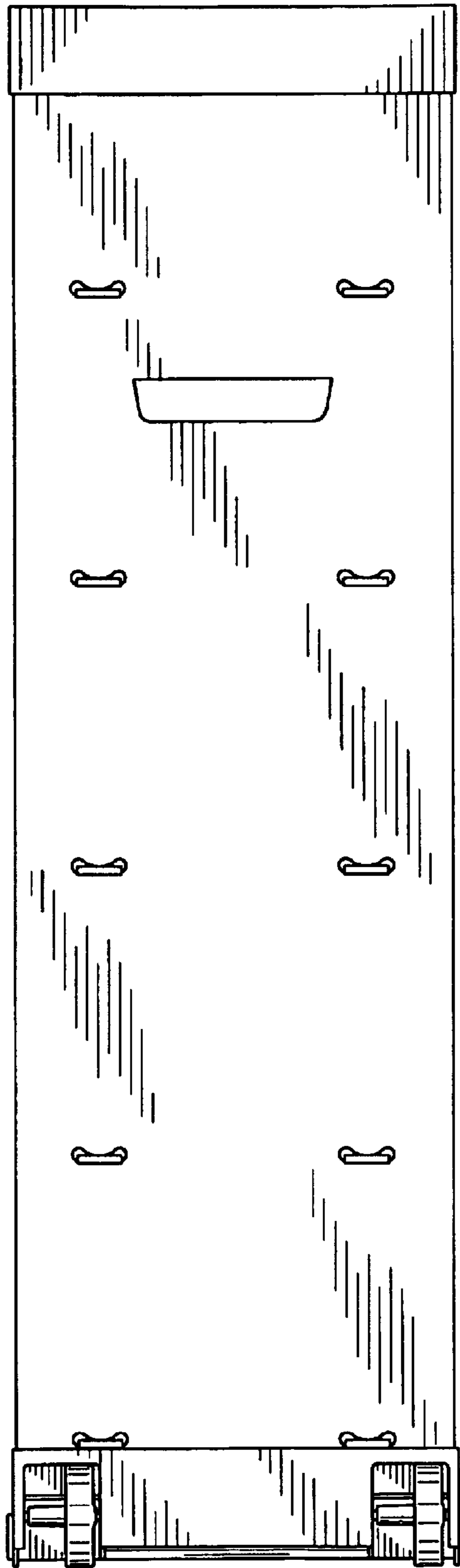


FIG. 4



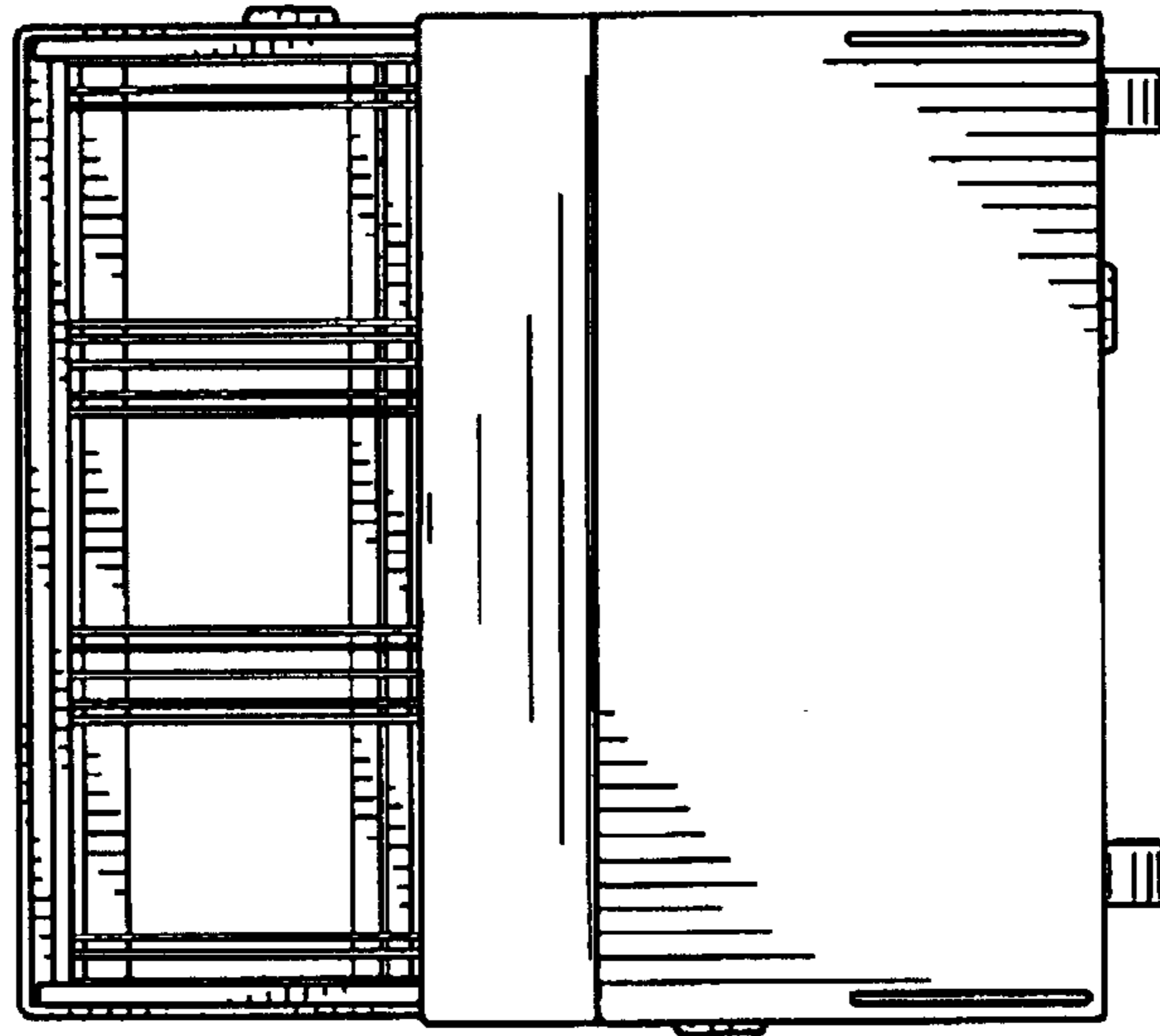


FIG. 5




FIG. 6