

US00D496187S1

(12) **United States Design Patent**  
**Clucas et al.**

(10) **Patent No.: US D496,187 S**  
(45) **Date of Patent: \*\* Sep. 21, 2004**

(54) **FLOOR CABINET**

D460,880 S \* 7/2002 Ferrer Beltran ..... D6/480

(75) Inventors: **Michael P. Clucas**, Boothwyn, PA  
(US); **David L. Walker**, Chester, PA  
(US)

**OTHER PUBLICATIONS**

Ikea Catalog, Varde base cabinet & serving table, p. 128,  
2003.\*

(73) Assignee: **Zenith Products Corp.**, New Castle,  
DE (US)

\* cited by examiner

(\*\*) Term: **14 Years**

*Primary Examiner*—Cathron Brooks

(74) *Attorney, Agent, or Firm*—Edgar A. Zarins; Lloyd D.  
Doigan

(21) Appl. No.: **29/189,234**

(57) **CLAIM**

(22) Filed: **Aug. 29, 2003**

The ornamental design for a floor cabinet, as shown and  
described.

(51) **LOC (7) Cl.** ..... **06-04**

(52) **U.S. Cl.** ..... **D6/437**

(58) **Field of Search** ..... D6/432–448, 480,  
D6/484; 108/151, 153.1, 155, 156, 157.1,  
161, 91

**DESCRIPTION**

FIG. 1 is a perspective view of a floor cabinet showing our  
new design;

FIG. 2 is a front elevational view thereof;

FIG. 3 is a top plan view thereof; and,

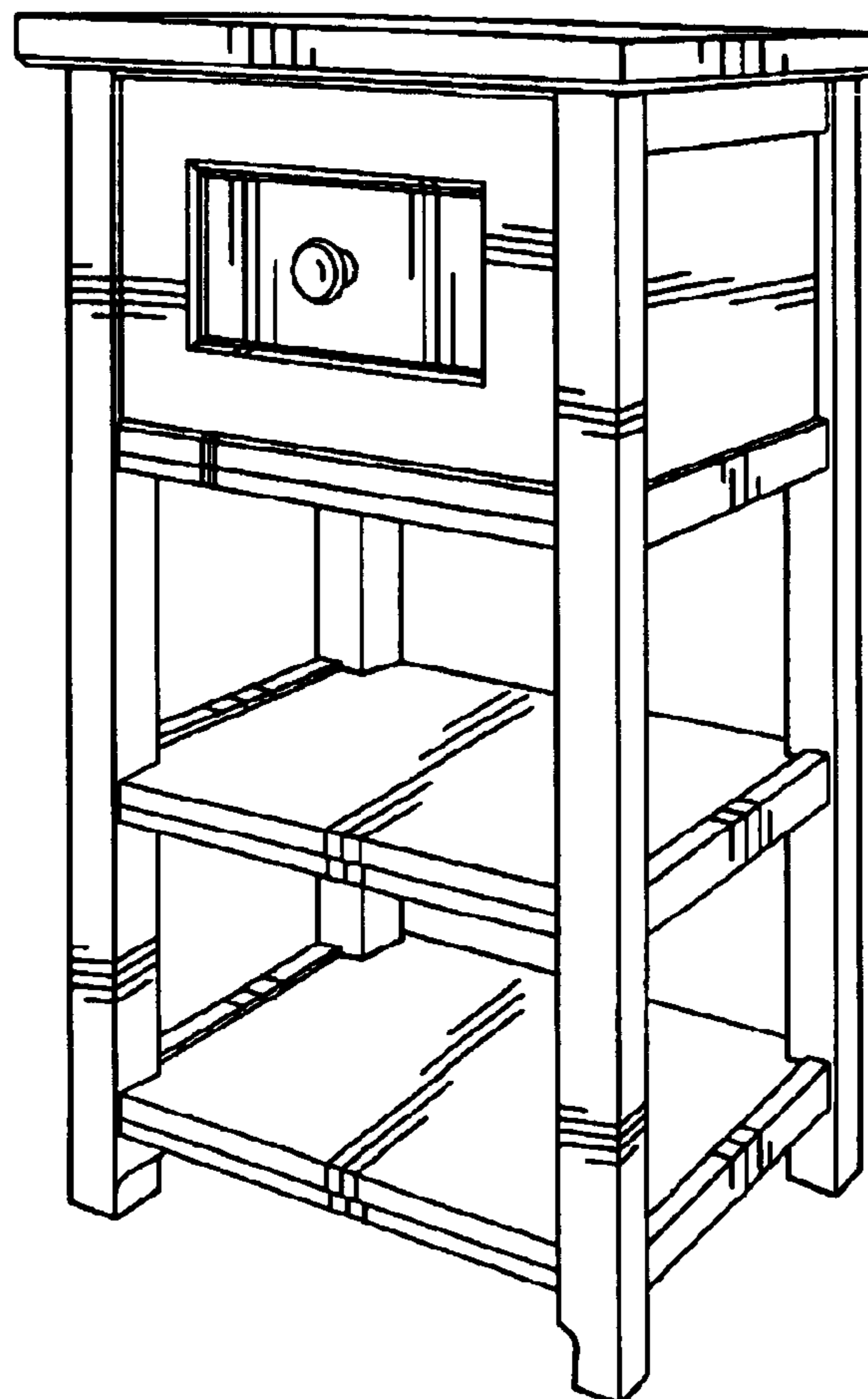
FIG. 4 is a left side view thereof, the opposite side being a  
mirror image of the side shown.

(56) **References Cited**

**U.S. PATENT DOCUMENTS**

D49,477 S \* 8/1916 Minch ..... D6/446  
D254,281 S \* 2/1980 Kayfes ..... D6/436  
D260,837 S \* 9/1981 Tome ..... D6/436

**1 Claim, 2 Drawing Sheets**






Fig-1

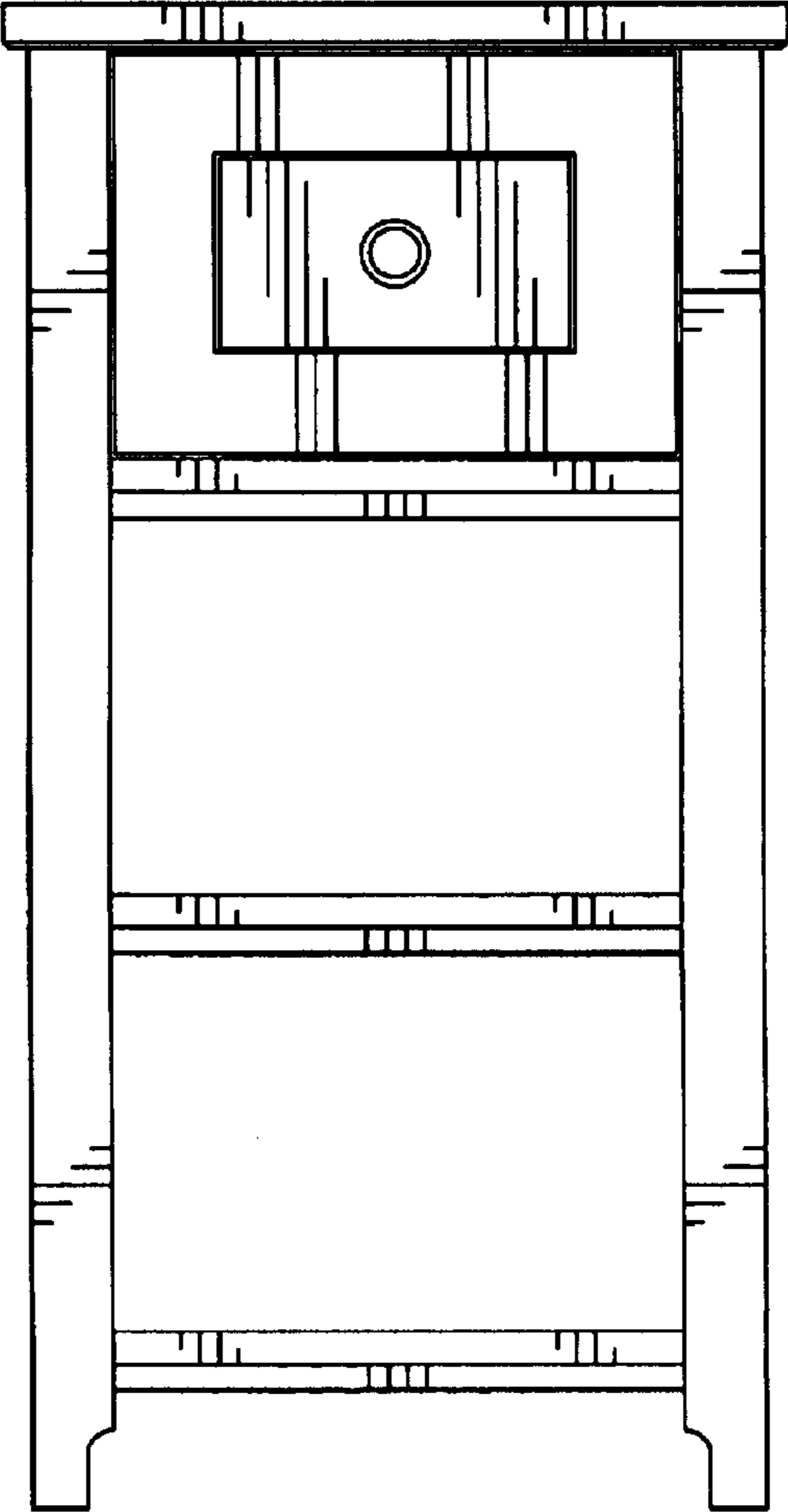


Fig-2

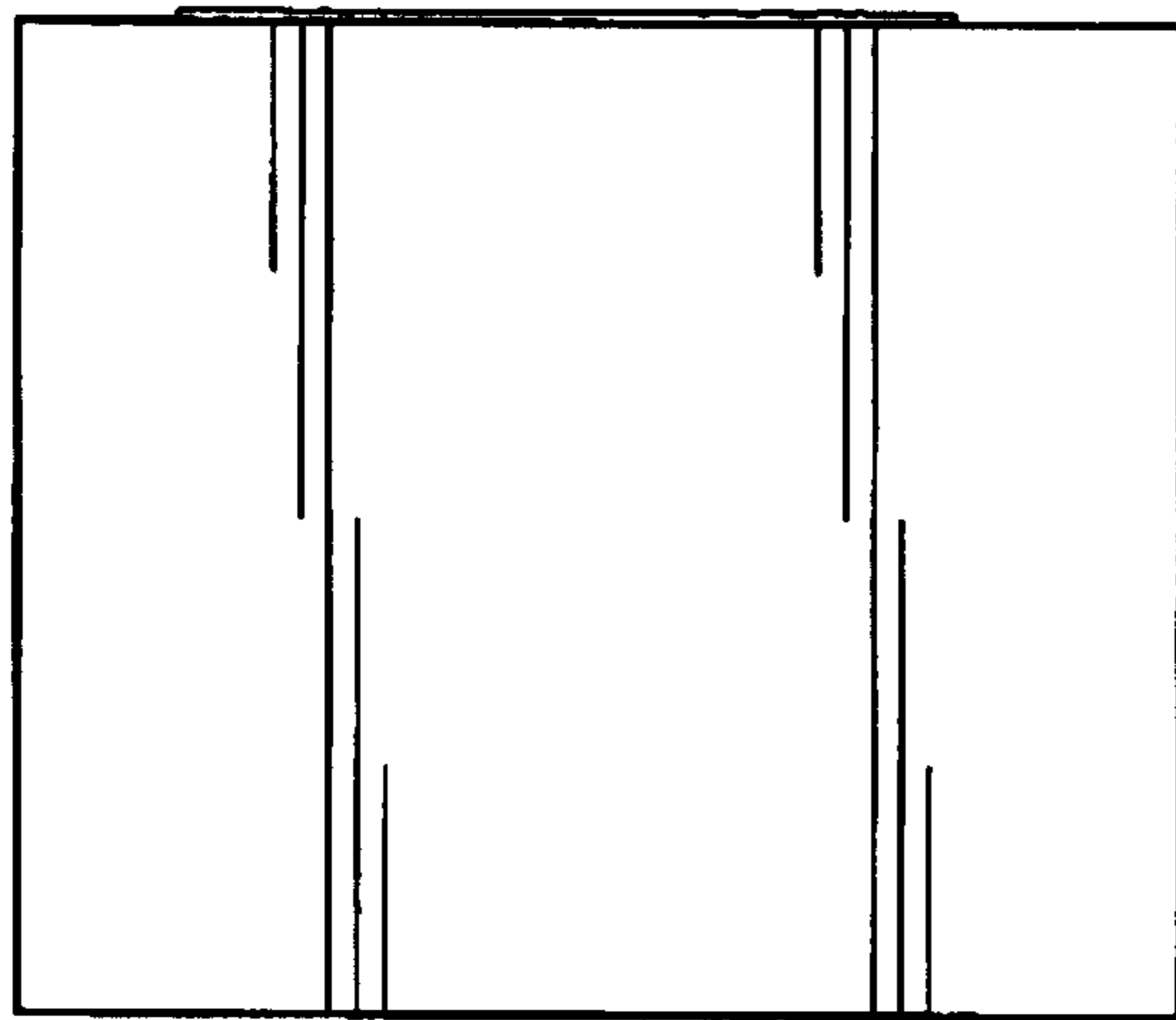


Fig-3

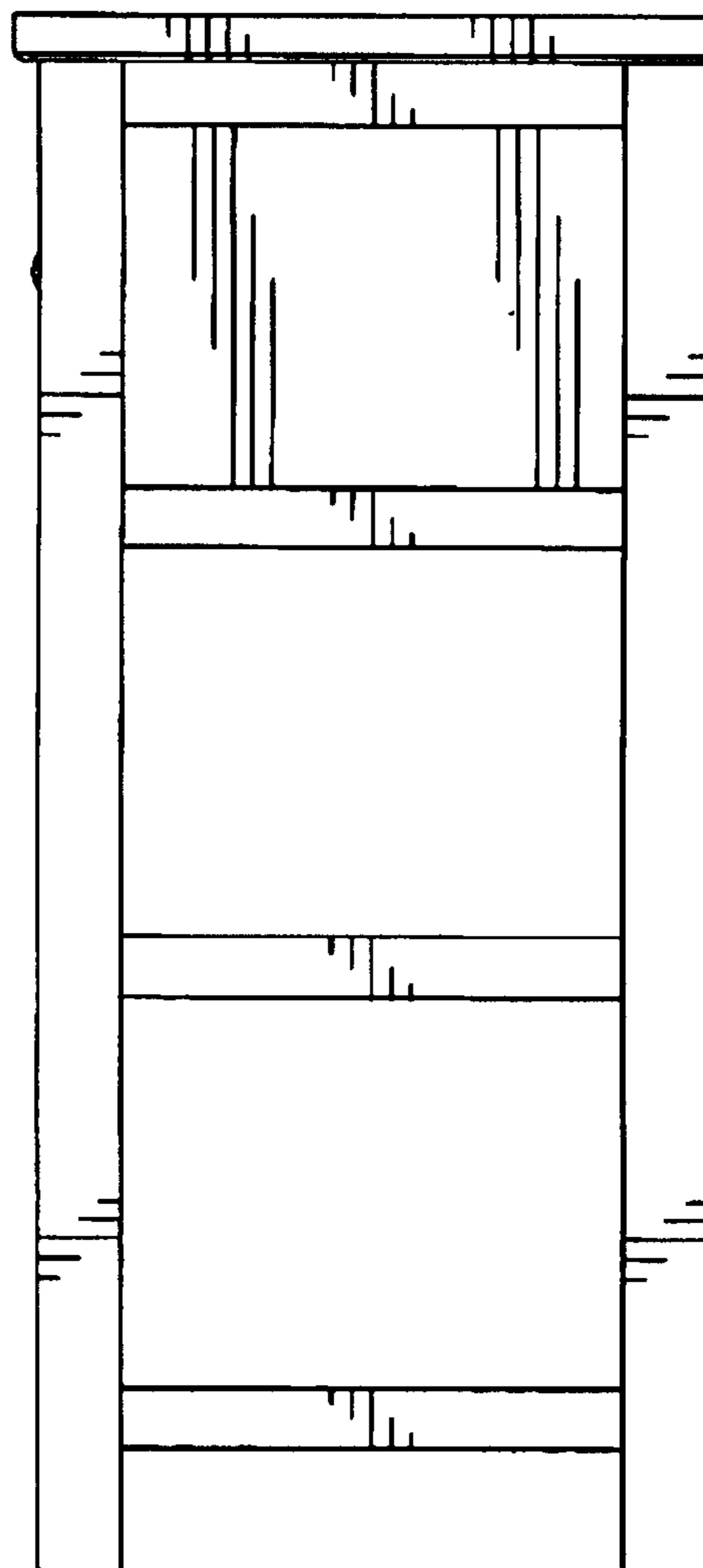


Fig-4