



US00D496185S1

(12) **United States Design Patent**  
**Holbrook, Jr.**

(10) **Patent No.:** **US D496,185 S**  
(45) **Date of Patent:** **\*\* Sep. 21, 2004**

(54) **MULTIPURPOSE DESK**

D486,669 S \* 2/2004 Wang ..... D6/426

(76) **Inventor:** **Richard Meredith Holbrook, Jr.**, 1915  
Midlothian Dr., Altadena, CA (US)  
91001

\* cited by examiner

*Primary Examiner*—Janice E. Seeger  
(74) *Attorney, Agent, or Firm*—Gary Schnittgrund; Law  
Offices of Gary Schnittgrund

(\*\*) **Term:** **14 Years**

(21) **Appl. No.:** **29/188,330**

(57) **CLAIM**

The ornamental design for a multipurpose desk, as shown.

(22) **Filed:** **Aug. 15, 2003**

**DESCRIPTION**

(51) **LOC (7) Cl.** ..... **06-04**

(52) **U.S. Cl.** ..... **D6/426**

(58) **Field of Search** ..... D6/422–428, 477,  
D6/484, 474; 108/50.01, 50.02; 312/208.1,  
194–196


FIG. 1 is a perspective view of the multipurpose desk  
showing my new design;  
FIG. 2 is a front view thereof;  
FIG. 3 is a back view thereof;  
FIG. 4 is a left side view thereof;  
FIG. 5 is a top view thereof; and,  
FIG. 6 is a bottom view thereof.


(56) **References Cited**

**U.S. PATENT DOCUMENTS**


D220,703 S \* 5/1971 Deguchi ..... D6/426  
D334,856 S \* 4/1993 Sielaff ..... D6/474

**1 Claim, 5 Drawing Sheets**

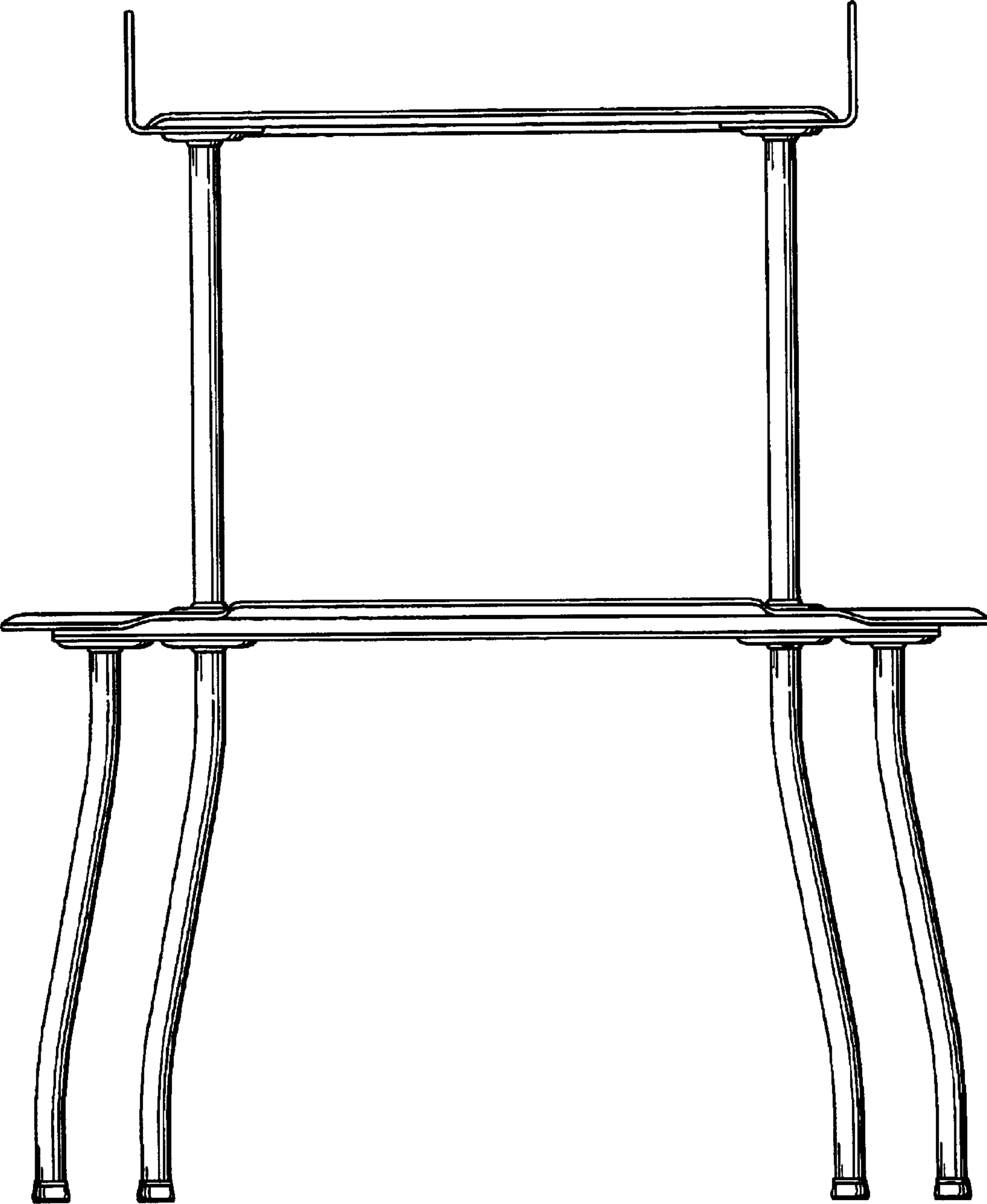




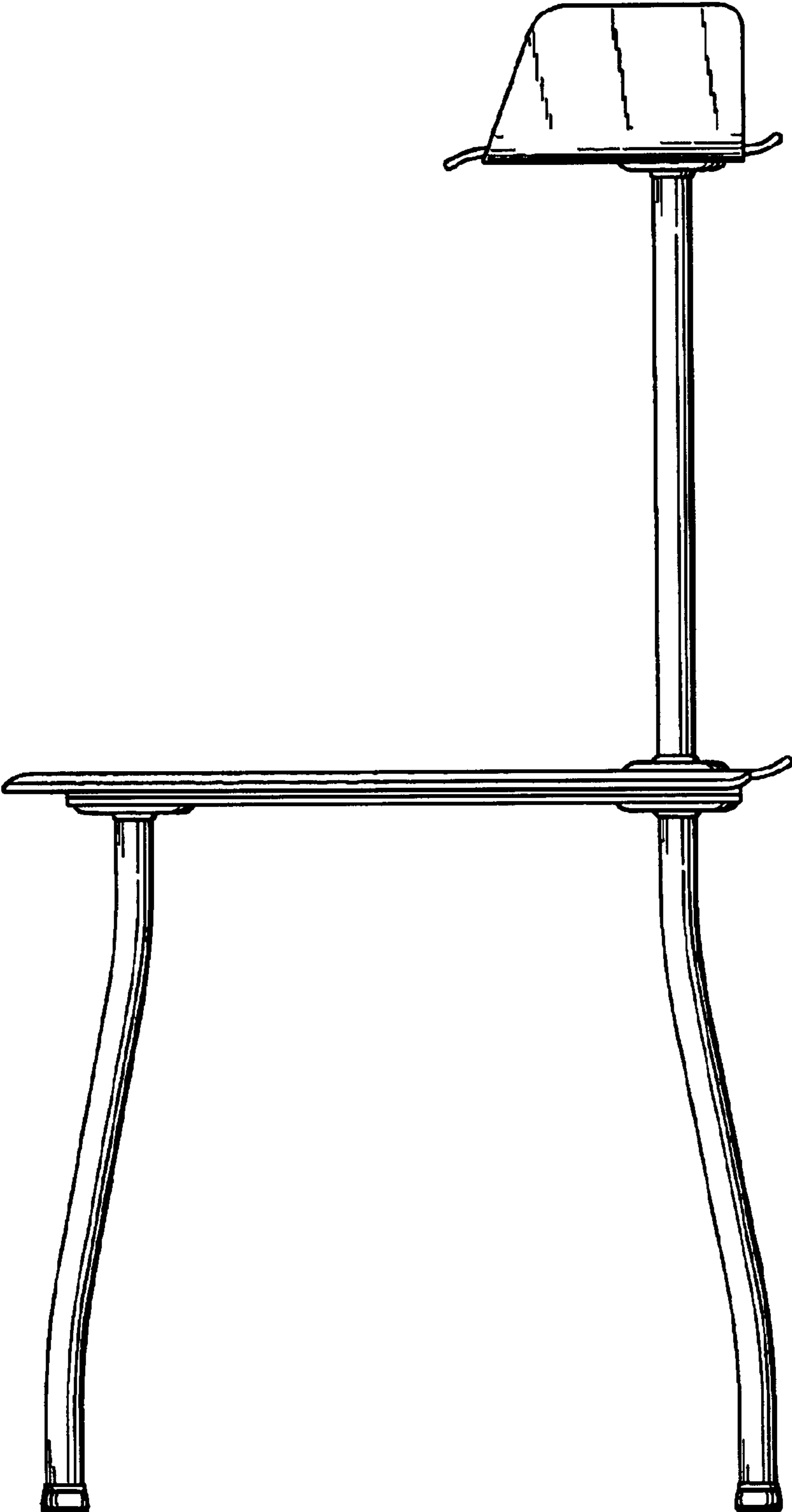
*Fig. 1*



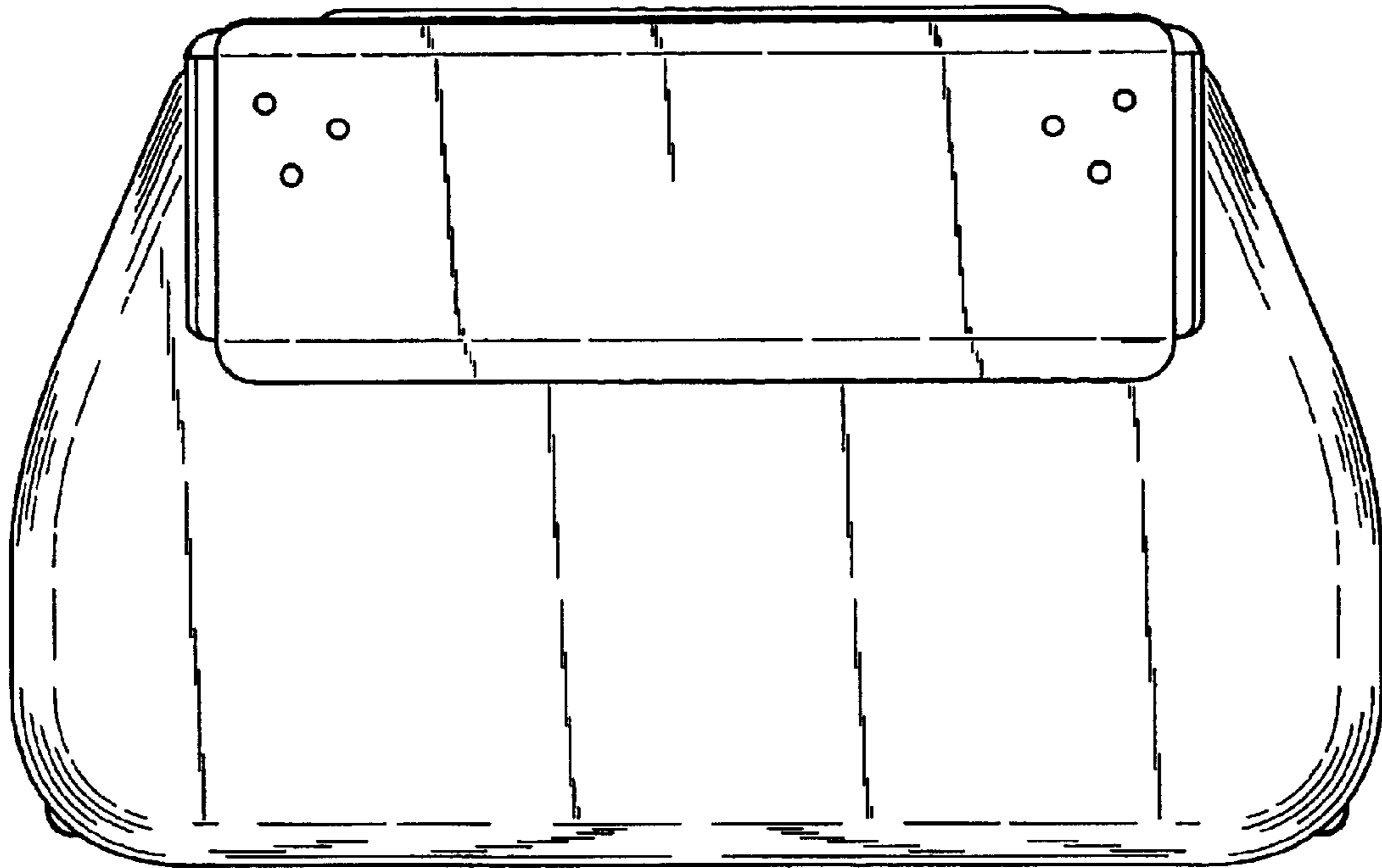
*Fig 2*




*Fig. 3*



*Fig. 4*



*Fig. 5*



*Fig 6*