

US00D496176S1

(12) **United States Design Patent**
Nicoletti

(10) **Patent No.:** **US D496,176 S**
(45) **Date of Patent:** **** Sep. 21, 2004**

(54) **SOFA**
(75) **Inventor:** **Giuseppe Nicoletti, Matera (IT)**
(73) **Assignee:** **Nicoletti S.p.A., Matera (IT)**
(**) **Term:** **14 Years**

D264,648 S * 6/1982 Rodriquez D6/381
D291,167 S * 8/1987 Forbicini D6/381
D387,212 S * 12/1997 Natuzzi et al. D6/381
D426,397 S * 6/2000 Nicoletti D6/381
D471,731 S * 3/2003 Nicoletti D6/381
D487,644 S * 3/2004 Natuzzi D6/381

* cited by examiner

(21) **Appl. No.:** **29/191,322**
(22) **Filed:** **Oct. 7, 2003**
(30) **Foreign Application Priority Data**

Apr. 8, 2003 (IT) RM2003O0100

(51) **LOC (7) Cl.** **06-01**
(52) **U.S. Cl.** **D6/381**
(58) **Field of Search** D6/334, 335, 336,
D6/364, 371, 381, 500, 501, 502; 5/12.1;
297/232

(56) **References Cited**

U.S. PATENT DOCUMENTS

D257,457 S * 10/1980 Nash D6/381

Primary Examiner—Gary D. Watson
(74) *Attorney, Agent, or Firm*—Young & Thompson


(57) **CLAIM**

The ornamental design for a sofa, as shown and described.

DESCRIPTION

FIG. 1 is a top, front and side perspective view of a sofa showing my new design;
FIG. 2 is a top, plan view thereof;
FIG. 3 is a rear elevational view thereof;
FIG. 4 is a right elevational view, the left side being a mirror image thereof; and,
FIG. 5 is a front elevational view thereof.

1 Claim, 5 Drawing Sheets



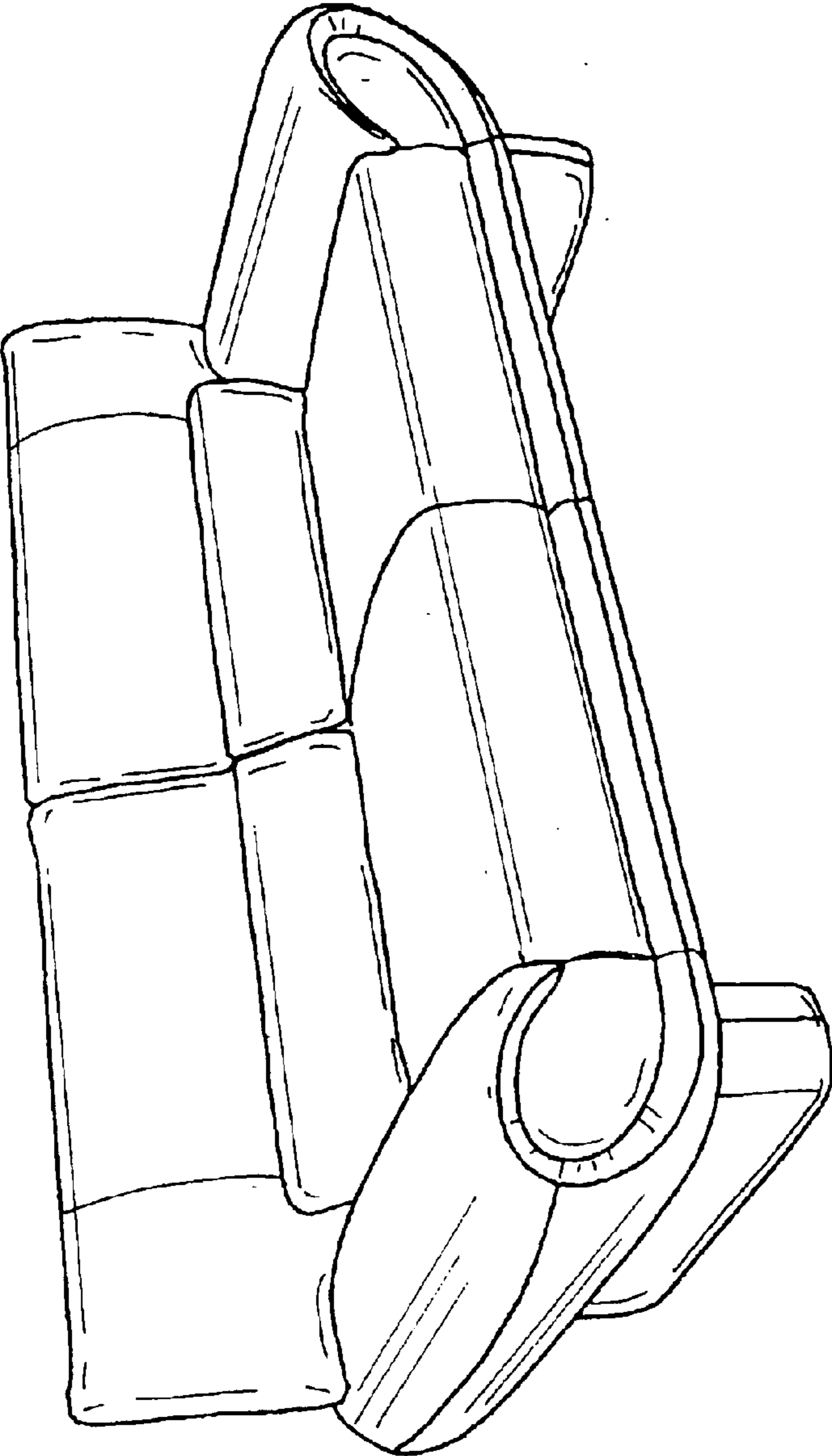


FIG.1




FIG. 2




FIG. 3




FIG. 4




FIG. 5