

US00D496173S1

(12) **United States Design Patent** (10) **Patent No.:** **US D496,173 S**  
**Starck** (45) **Date of Patent:** **\*\* Sep. 21, 2004**

(54) **CHAIR**

(75) Inventor: **Philippe Starck**, Paris (FR)

(73) Assignee: **Emeco Industries, Inc.**, Hanover, PA (US)

(\*\*) Term: **14 Years**

(21) Appl. No.: **29/177,415**

(22) Filed: **Mar. 10, 2003**

(51) **LOC (7) Cl.** ..... **06-01**

(52) **U.S. Cl.** ..... **D6/379; D6/360; D6/374**

(58) **Field of Search** ..... **D6/334, 358, 360, D6/372, 374, 379, 376, 380, 500; 297/445.1, 446.1**

(56) **References Cited**

**U.S. PATENT DOCUMENTS**

1,233,625	A	*	7/1917	Wanner, Jr.	.....	297/446.1
D114,056	S	*	4/1939	Burke	.....	D6/372
D228,989	S	*	11/1973	Furey	.....	D6/380
D244,897	S	*	7/1977	Rocchia	.....	D6/358
D259,841	S	*	7/1981	Mioni	.....	D6/380
D262,245	S	*	12/1981	Kane	.....	D6/358
D289,469	S	*	4/1987	Tonon	.....	D6/379

(List continued on next page.)

**OTHER PUBLICATIONS**

Home Decorators, Spring 2003, p. 49, chairs and bar stools at top right.\*

Emeco chair brochure, tri-fold color (total of 6 pages, front and back); published at least as early as Apr. 6, 2000.

Starck, pending U.S. design patent application Ser. No. 29/177,414, filed Mar. 10, 2003, entitled "Chair" (Attorney Docket No. 1718.009).

*Primary Examiner*—Gary D. Watson

(74) *Attorney, Agent, or Firm*—Heslin Rothenberg Farley & Mesiti P.C.

(57) **CLAIM**

The ornamental design for the chair, as shown and described.

**DESCRIPTION**

FIG. 1 is a perspective view of a chair in accordance with the new design;

FIG. 2 is a top view thereof;

FIG. 3 is a front elevational view thereof;

FIG. 4 is a left side elevational view thereof;

FIG. 5 is a perspective view of an alternative embodiment of a chair in accordance with the new design having a brushed surface finish;

FIG. 6 is a perspective view of an alternative embodiment of a chair in accordance with the new design having a polished surface finish;

FIG. 7 is a perspective view of an alternative embodiment of a chair in accordance with the new design in the form of a bar stool;

FIG. 8 is a perspective view of an alternative embodiment of a chair in accordance with the new design in the form of a bar stool having a brushed surface finish;

FIG. 9 is a perspective view of an alternative embodiment of a chair in accordance with the new design in the form of a bar stool having a polished surface finish;

FIG. 10 is a perspective view of an alternative embodiment of a chair in accordance with the new design having a right arm;

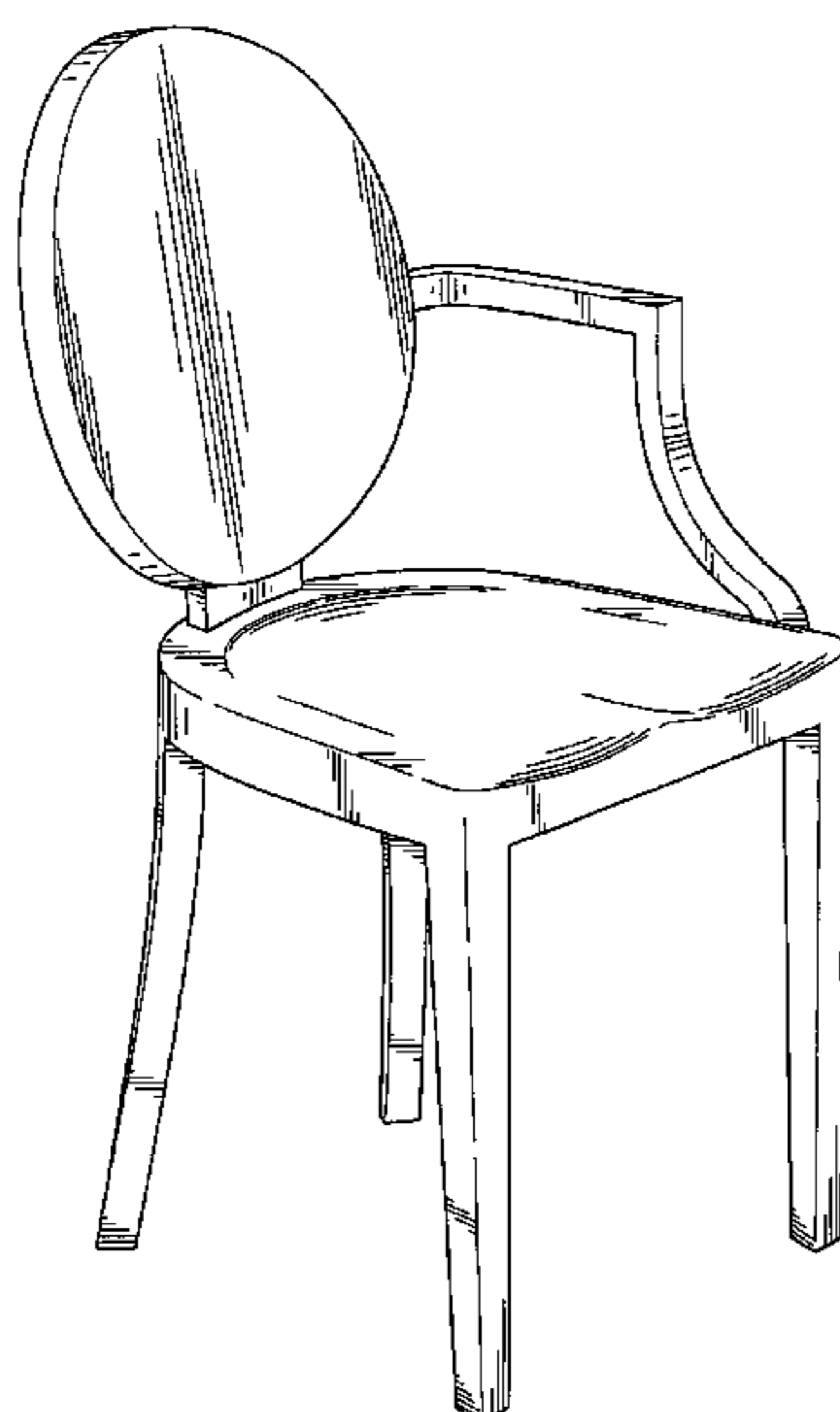
FIG. 11 is a perspective view of an alternative embodiment of a chair in accordance with the new design having two arms;

FIG. 12 is a perspective view of an alternative embodiment of a chair in accordance with the new design in the form of a bar stool having a right arm; and,

FIG. 13 is a perspective view of an alternative embodiment of a chair in accordance with the new design in the form of a bar stool having two arms.

The broken lines in FIGS. 7-9, 12, and 13 are for illustrative purposes only and form no part of the claimed design.

**1 Claim, 13 Drawing Sheets**



# US D496,173 S

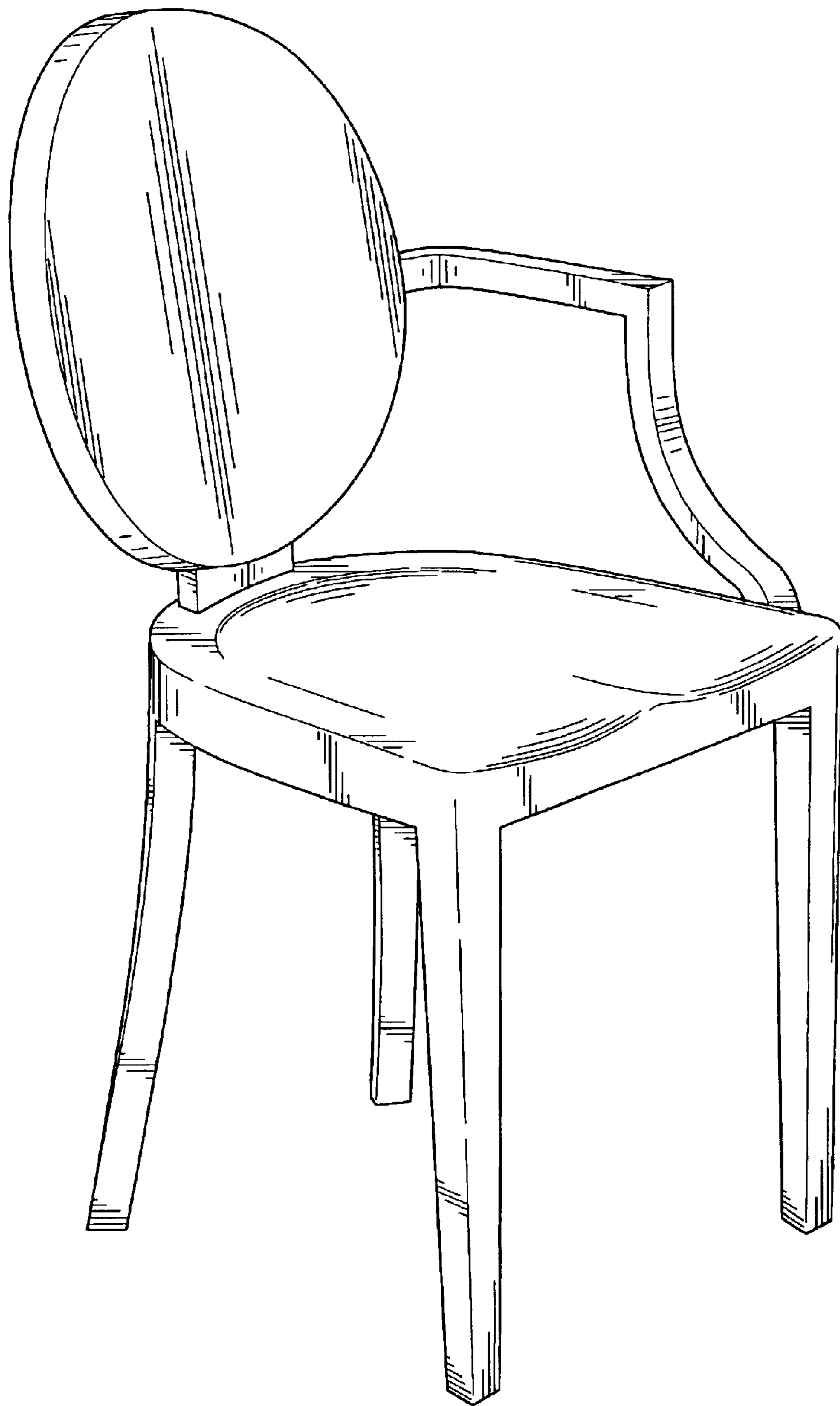
Page 2

---

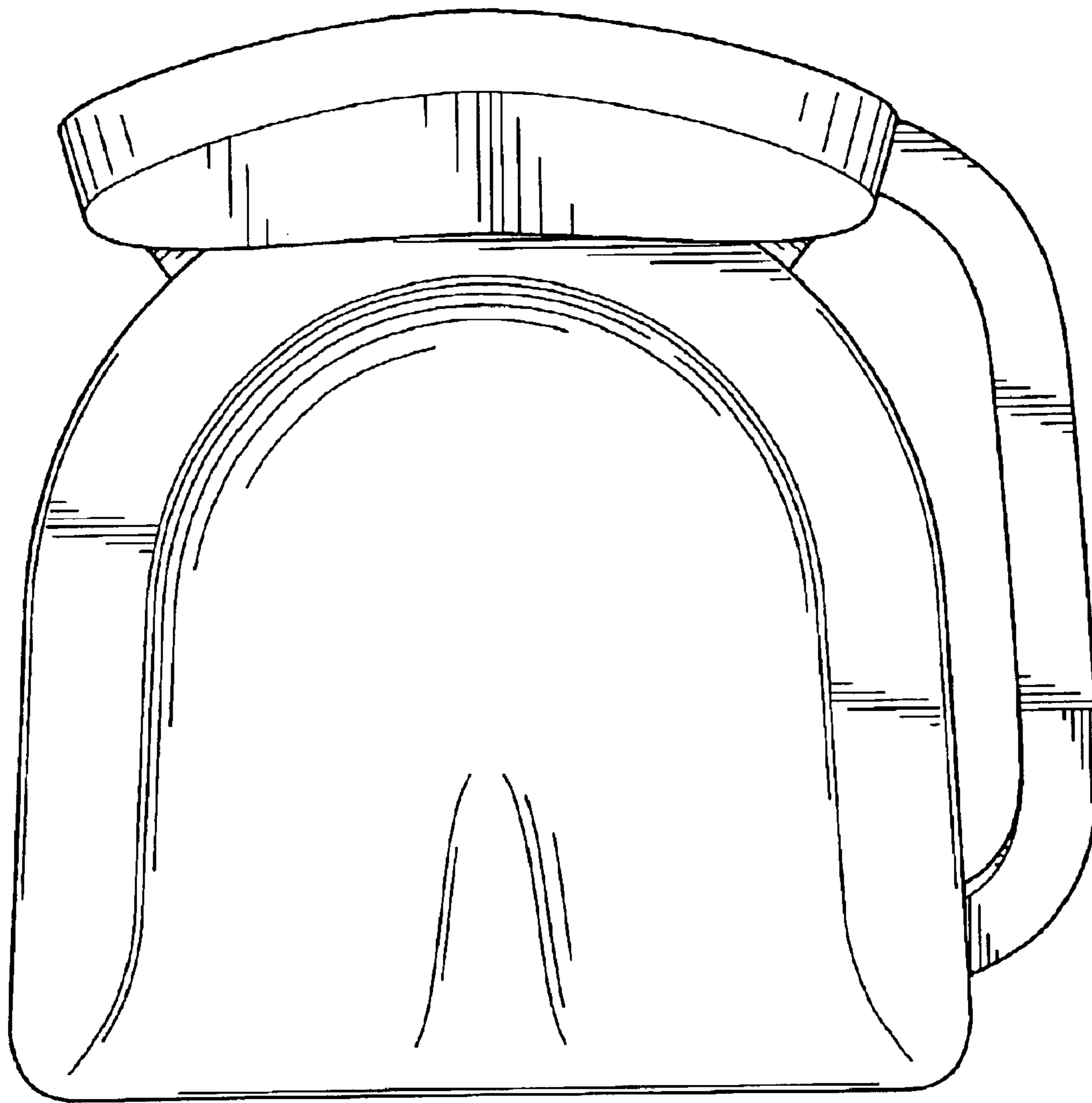
## U.S. PATENT DOCUMENTS

D347,739 S	*	6/1994	Beaulieu	.....	D6/360	D399,352 S	*	10/1998	Frinier	.....	D6/376 X
D357,592 S	*	4/1995	Kellen	.....	D6/360	D414,620 S	*	10/1999	Kabadayan	.....	D6/380
D357,594 S	*	4/1995	Kellen	.....	D6/374	D430,412 S	*	9/2000	Lewis	.....	D6/334
D367,370 S	*	2/1996	Berry et al.	.....	D6/374	D431,380 S	*	10/2000	Hutton	.....	D6/360
D372,598 S	*	8/1996	Ungaro	.....	D6/380	D433,825 S	*	11/2000	Piretti	.....	D6/334
D374,131 S	*	10/1996	Muller	.....	D6/380	D445,584 S	*	7/2001	O'Hare et al.	.....	D6/379
D380,310 S	*	7/1997	Diaz-Azcuy	.....	D6/369	D454,714 S	*	3/2002	Tseng	.....	D6/376
D381,828 S	*	8/1997	Kemnitzer	.....	D6/379	D457,744 S	*	5/2002	Lewis	.....	D6/380
D384,826 S	*	10/1997	Hutton	.....	D6/334	D458,467 S		6/2002	Starck	.....	D6/374
D386,912 S	*	12/1997	Diaz-Azcuy	.....	D6/380	D460,282 S		7/2002	Starck	.....	D6/374
D390,031 S	*	2/1998	Diaz-Azcuy	.....	D6/380	D461,065 S	*	8/2002	Diaz-Azcuy	.....	D6/369

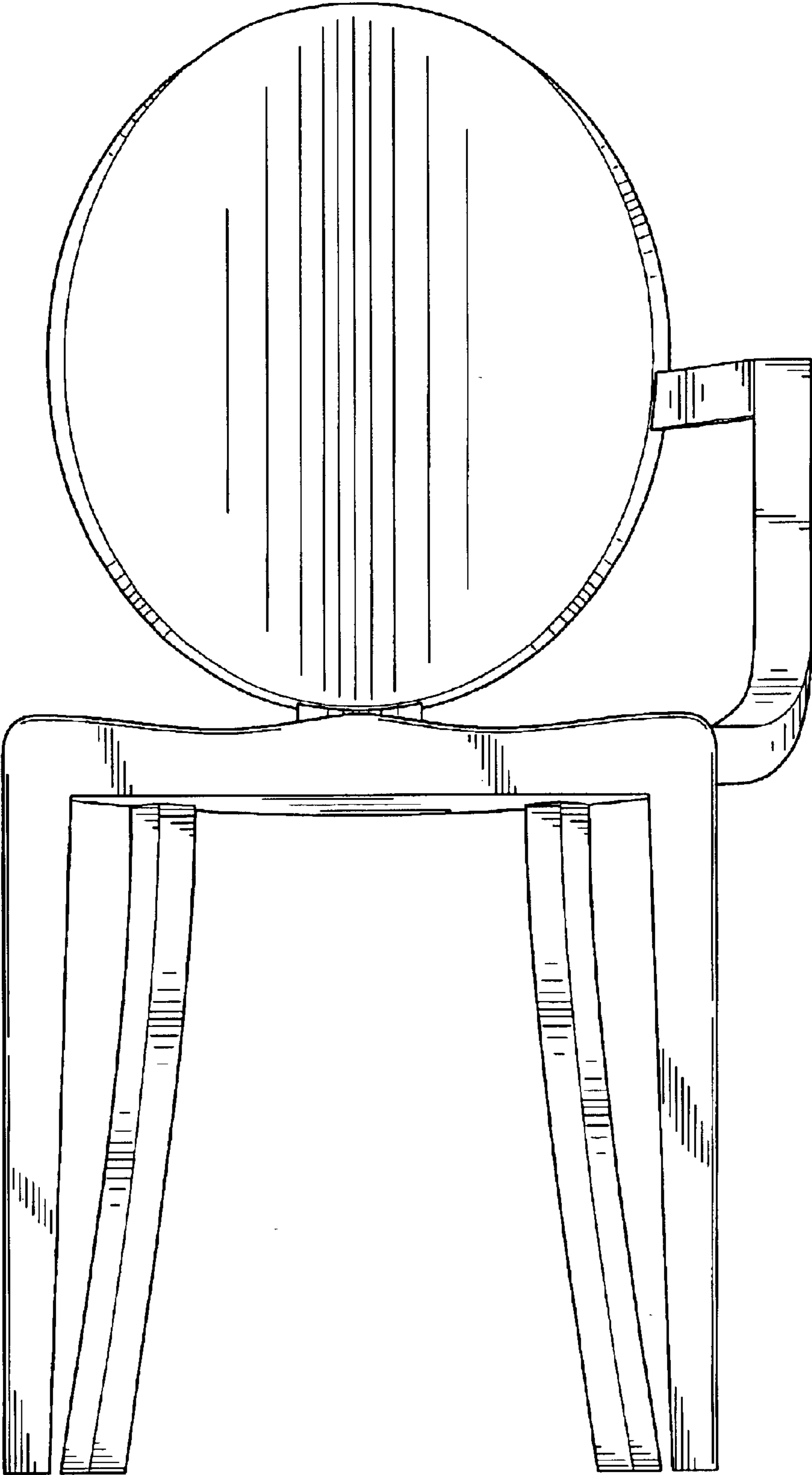
\* cited by examiner



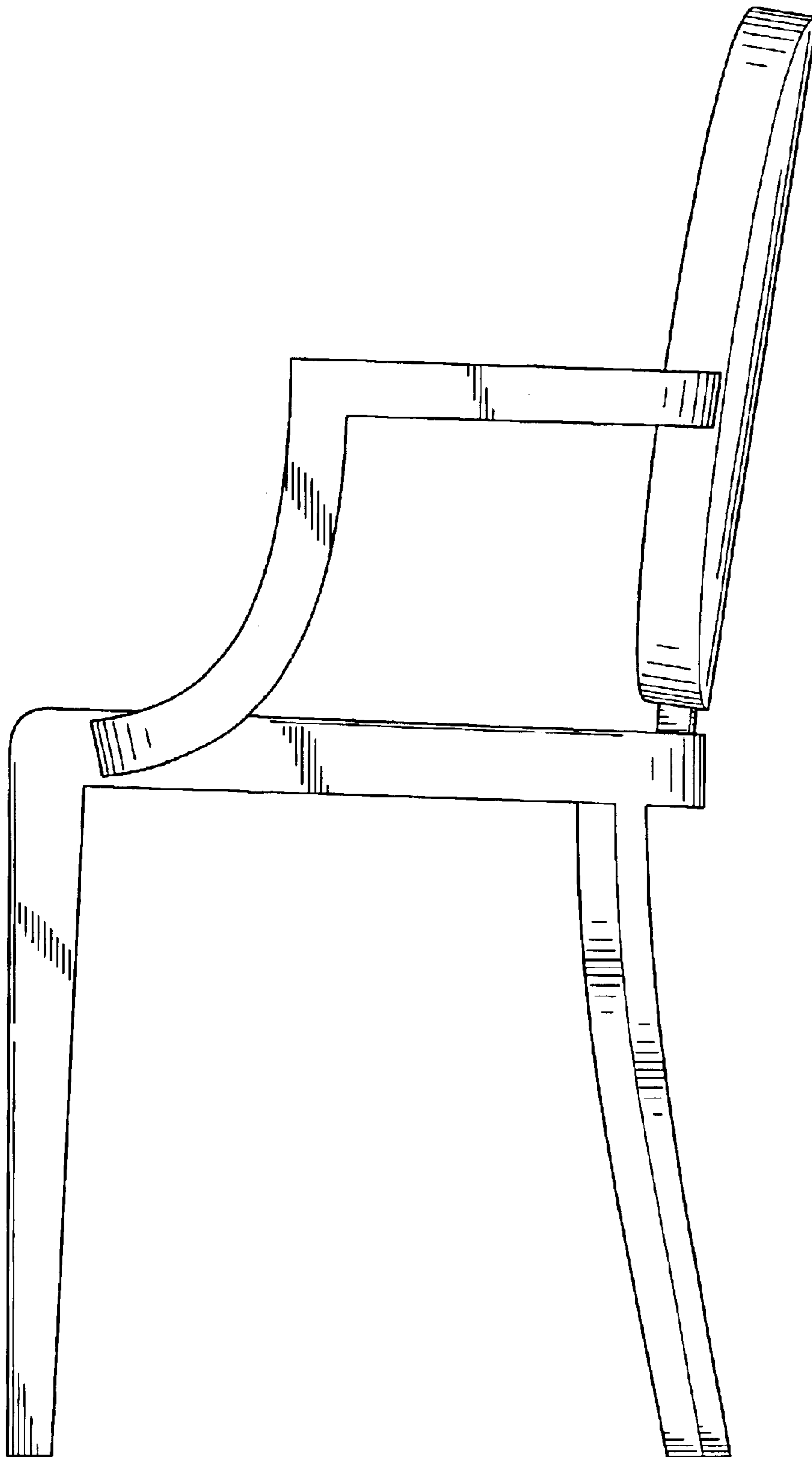
**FIG. 1**



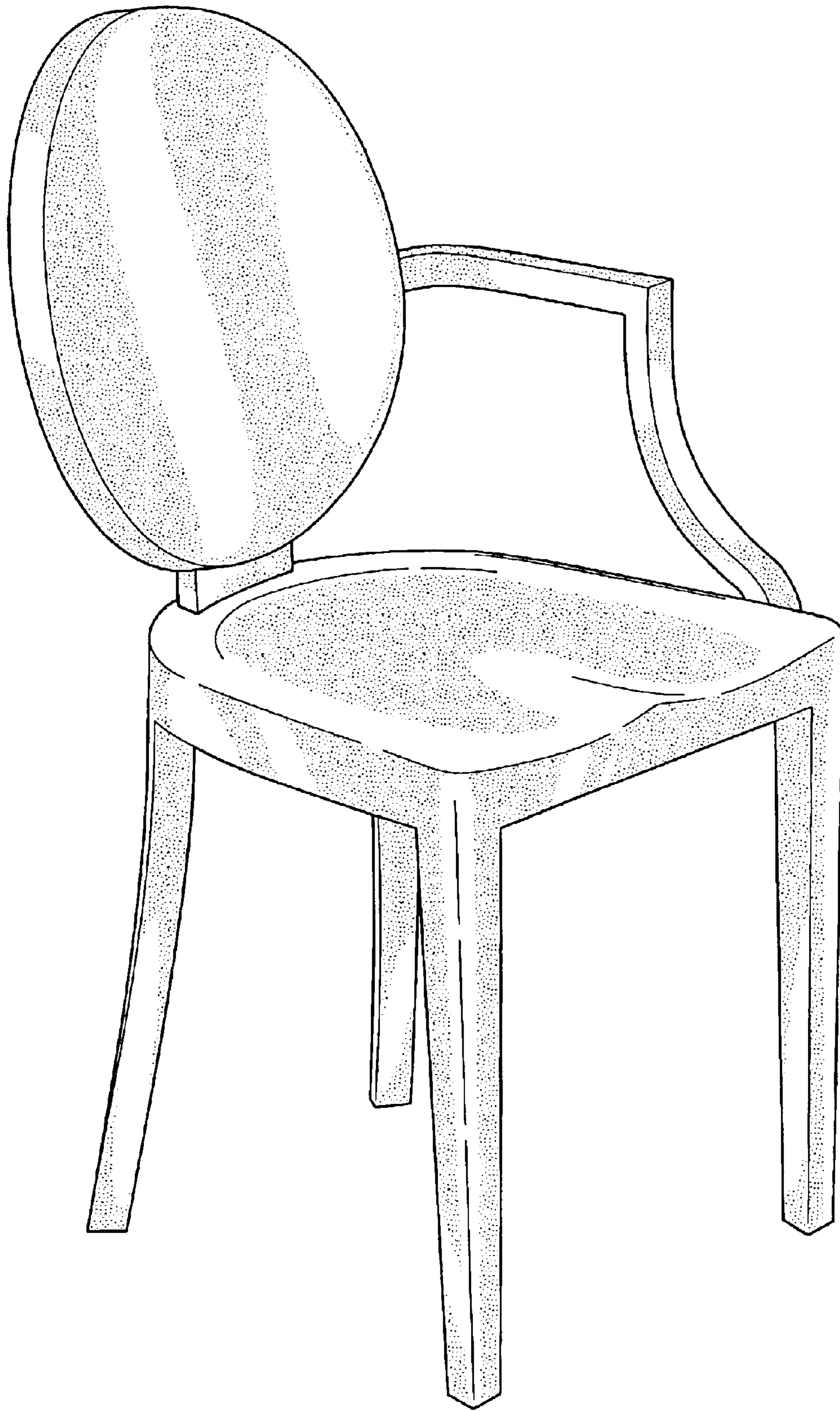
**FIG. 2**




**FIG. 3**



**FIG. 4**




**FIG. 5**




**FIG. 6**






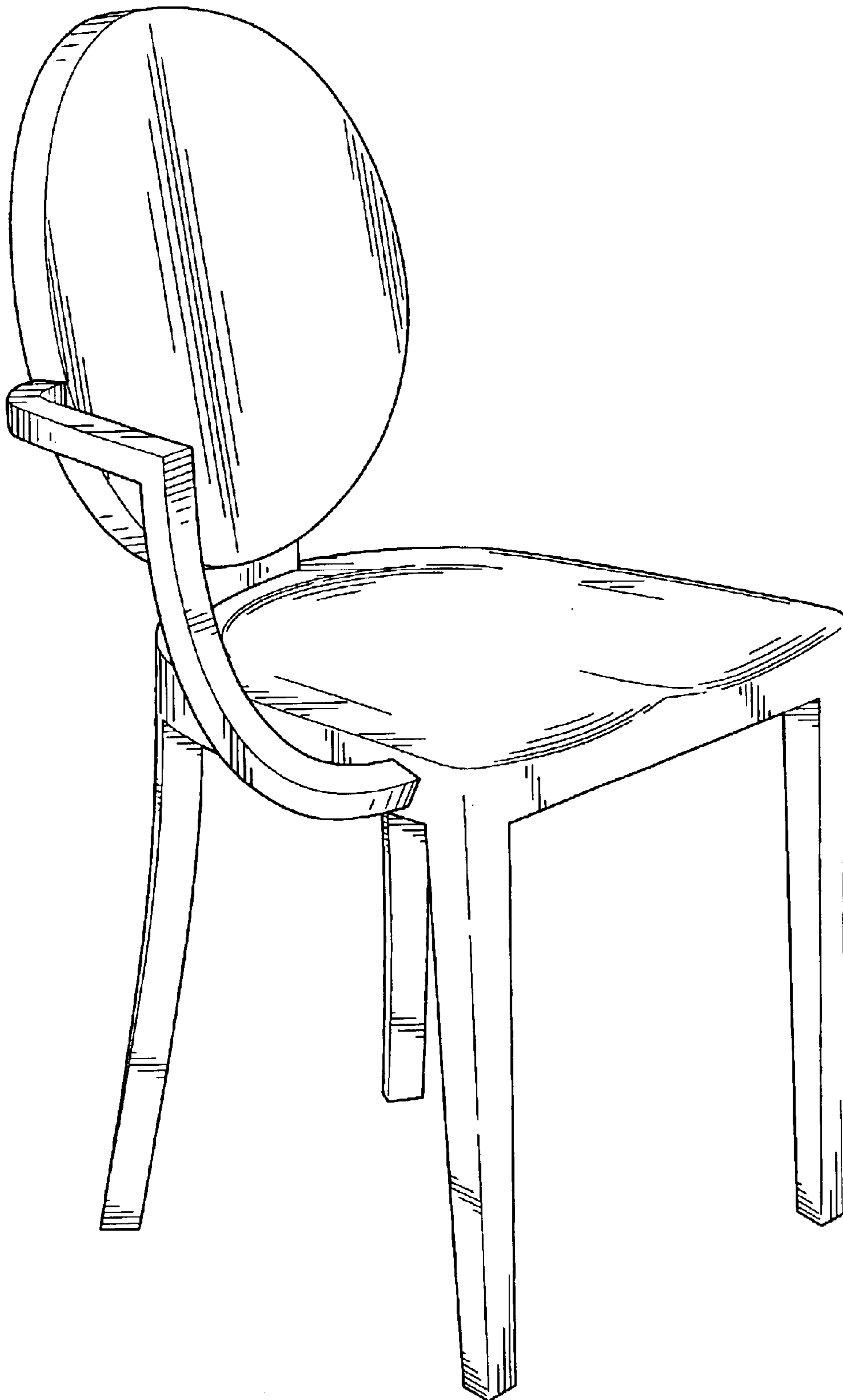
**FIG. 7**



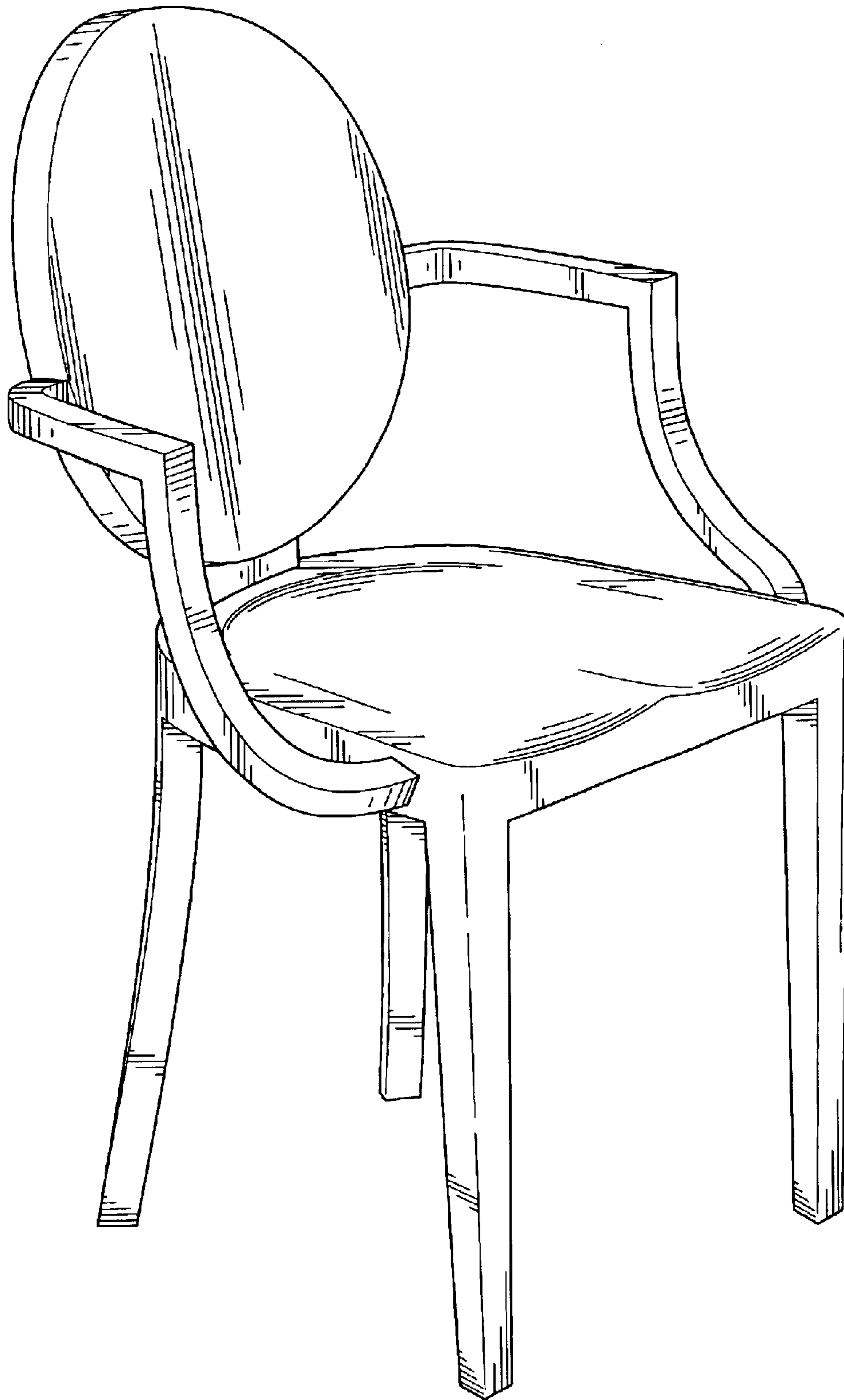
**FIG. 8**



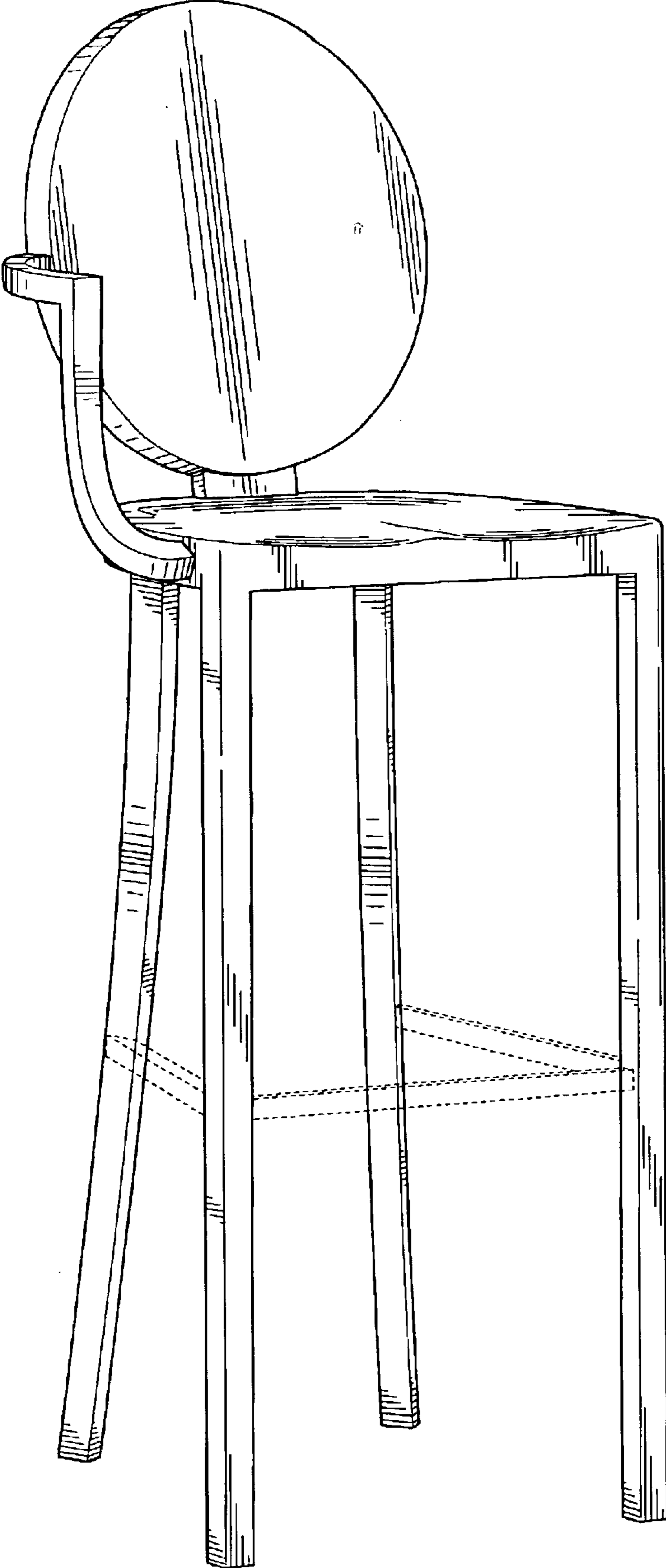
**FIG. 9**




**FIG. 10**



**FIG. 11**



**FIG. 12**



**FIG. 13**