



US00D496172S1

(12) **United States Design Patent** (10) **Patent No.:** **US D496,172 S**
Pluer (45) **Date of Patent:** **** Sep. 21, 2004**

- (54) **CHAIR**
- (75) Inventor: **Robert A. Pluer**, Nokomis, FL (US)
- (73) Assignee: **Suncoast Aluminum Furniture, Inc.**,
Ft. Myers, FL (US)
- (**) Term: **14 Years**
- (21) Appl. No.: **29/188,526**
- (22) Filed: **Aug. 20, 2003**
- (51) **LOC (7) Cl.** **06-01**
- (52) **U.S. Cl.** **D6/376; D6/375; D6/379**
- (58) **Field of Search** **D6/334, 374, 375,**
D6/376, 379, 380, 500, 501, 502; 297/445.1,
446.1

- D415,623 S 10/1999 Lin
D417,345 S 12/1999 Bell et al.
D426,717 S 6/2000 Frinier
D426,975 S 6/2000 Gaylord et al.
D429,424 S 8/2000 Vanderminden
D431,727 S 10/2000 Bell
D431,728 S 10/2000 Bell
D435,978 S 1/2001 Pluer
D438,397 S 3/2001 Pluer
D438,398 S 3/2001 Frinier
D440,065 S 4/2001 Goodman
D440,423 S 4/2001 Frinier

(List continued on next page.)

(56) **References Cited**

U.S. PATENT DOCUMENTS

- D163,449 S 5/1951 Eiseman
D181,729 S 12/1957 Jones et al.
D202,104 S 8/1965 Melchior
D211,334 S 6/1968 Schultz
D235,712 S 7/1975 Laylon
D259,078 S 5/1981 Deconinck
D260,826 S 9/1981 Steinberger
D277,346 S 1/1985 Steinberger
D278,105 S 3/1985 Ridenour
D279,243 S 6/1985 Vanderminden
D326,373 S * 5/1992 Hess D6/379
D332,355 S 1/1993 Maruya et al.
D343,964 S 2/1994 Gibbs
D359,172 S 6/1995 Arthur
D359,858 S 7/1995 Arthur
D362,557 S * 9/1995 Escalona D6/375
D364,750 S 12/1995 Escalona
D364,973 S * 12/1995 de Reuver D6/375
D369,477 S 5/1996 Arthur
D370,359 S 6/1996 Tseng
D371,684 S 7/1996 Caldwell
D372,806 S 8/1996 Martin
D388,969 S 1/1998 Goodman
D394,560 S 5/1998 Lowman et al.
D411,925 S * 7/1999 Frinier D6/379

OTHER PUBLICATIONS

- Suncoast Furniture Product Catalog (1999–2000), p. 3.
U.S. patent application Ser. No. 29/185,281, Pluer, filed Jun. 25, 2003.
U.S. patent application Ser. No. 29/188,583, Pluer, filed Aug. 20, 2003.
U.S. patent application Ser. No. 29/185,282, Caldwell, filed Jun. 25, 2003.

Primary Examiner—Gary D. Watson
(74) *Attorney, Agent, or Firm*—Hahn Loeser & Parks, LLP;
Laura G. Barrow

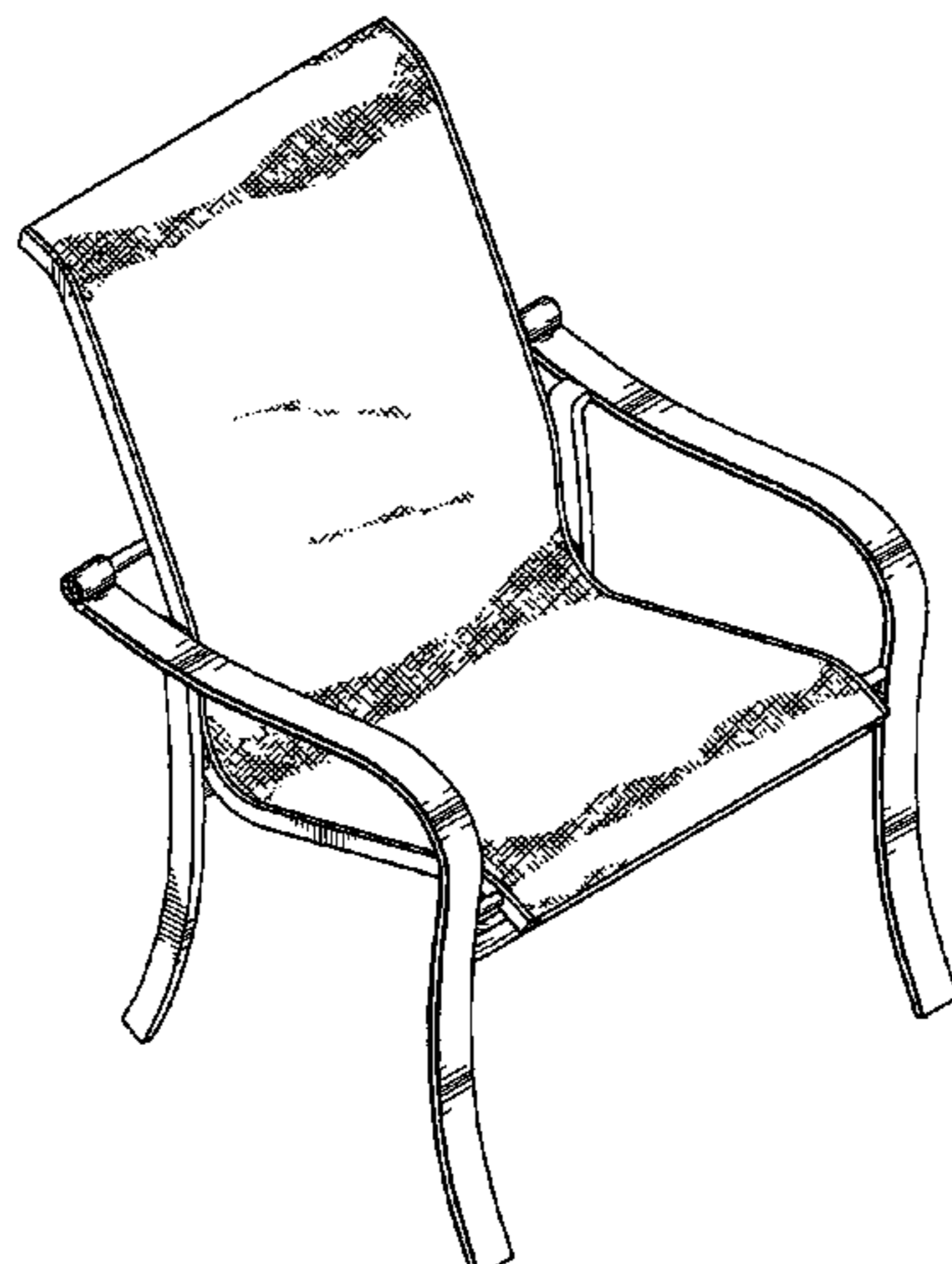
(57) **CLAIM**

The ornamental design of a chair, as shown and described.

DESCRIPTION

FIG. 1 is a perspective view of the chair showing my new design.
FIG. 2 is a front elevation thereof.
FIG. 3 is a rear elevation thereof.
FIGS. 4 and 5 are side elevation views thereof.
FIG. 6 is a top plan view thereof; and,
FIG. 7 is a bottom plan view thereof.
The fragmented cross-hatching show on the seat and backrest member is understood to represent fabric and would be continuous throughout the circumscribed area.

1 Claim, 4 Drawing Sheets



US D496,172 S

Page 2

U.S. PATENT DOCUMENTS

D442,383 S	5/2001	Bell		
D442,384 S	5/2001	Gonsalves		
D452,082 S	12/2001	Pluer		
D463,151 S	* 9/2002	Liu	D6/379
D463,152 S	* 9/2002	Liu	D6/379
				* cited by examiner
		D465,347 S	11/2002	Bell
		D465,670 S	11/2002	Bell
		D482,541 S	11/2003	Pluer
		D482,542 S	11/2003	Pluer
		D482,886 S	12/2003	Varshney et al.

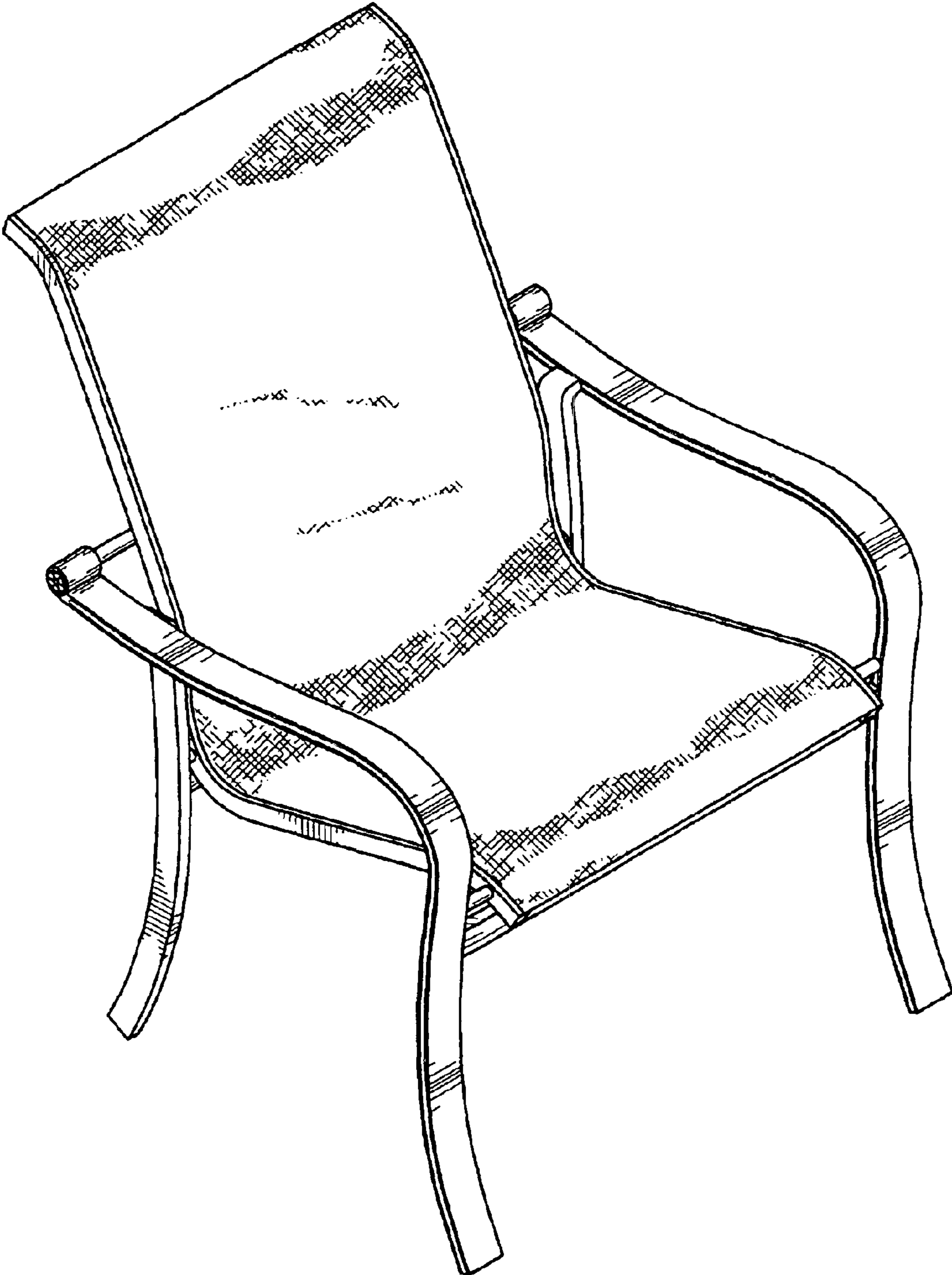


Fig. 1




Fig. 2

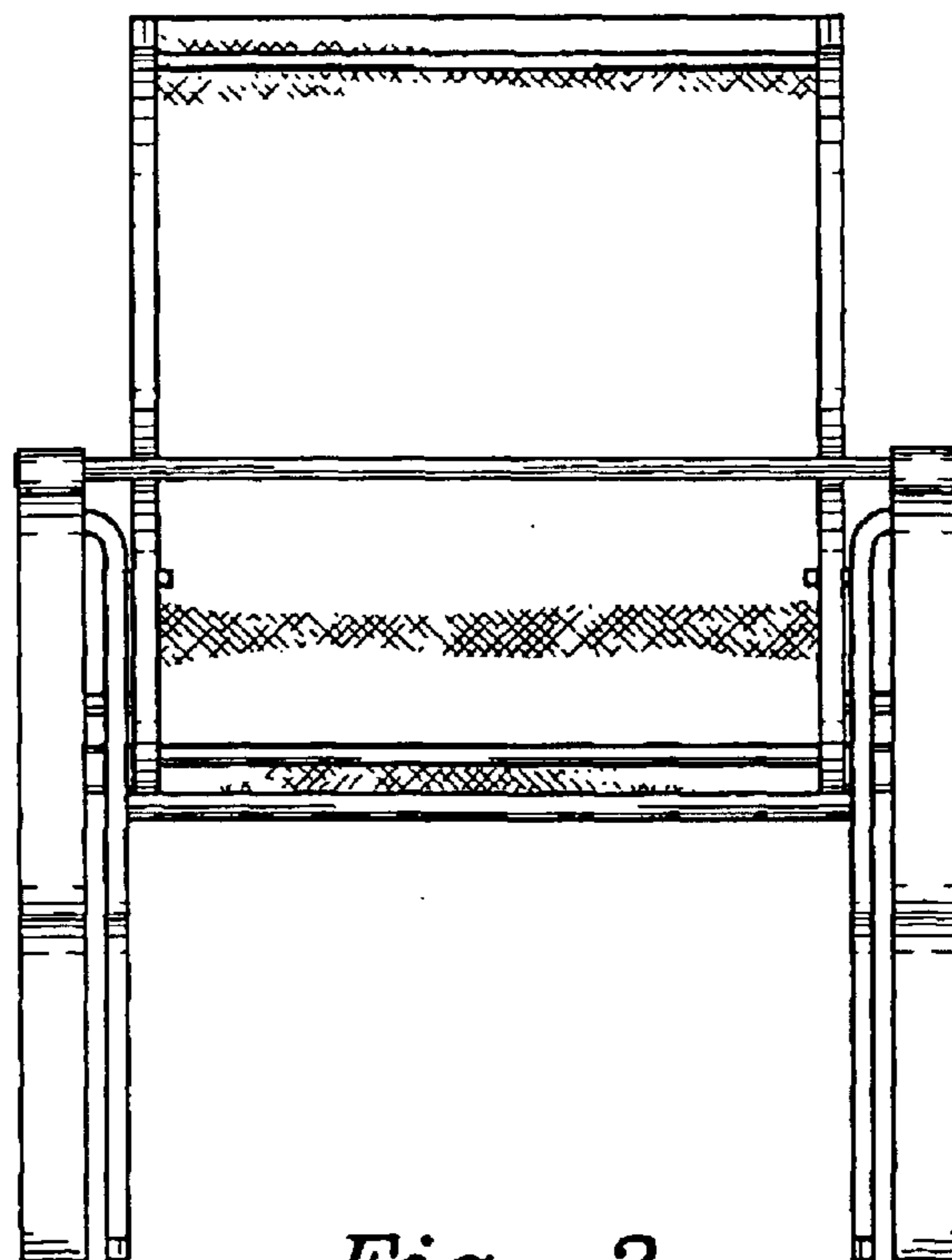


Fig. 3

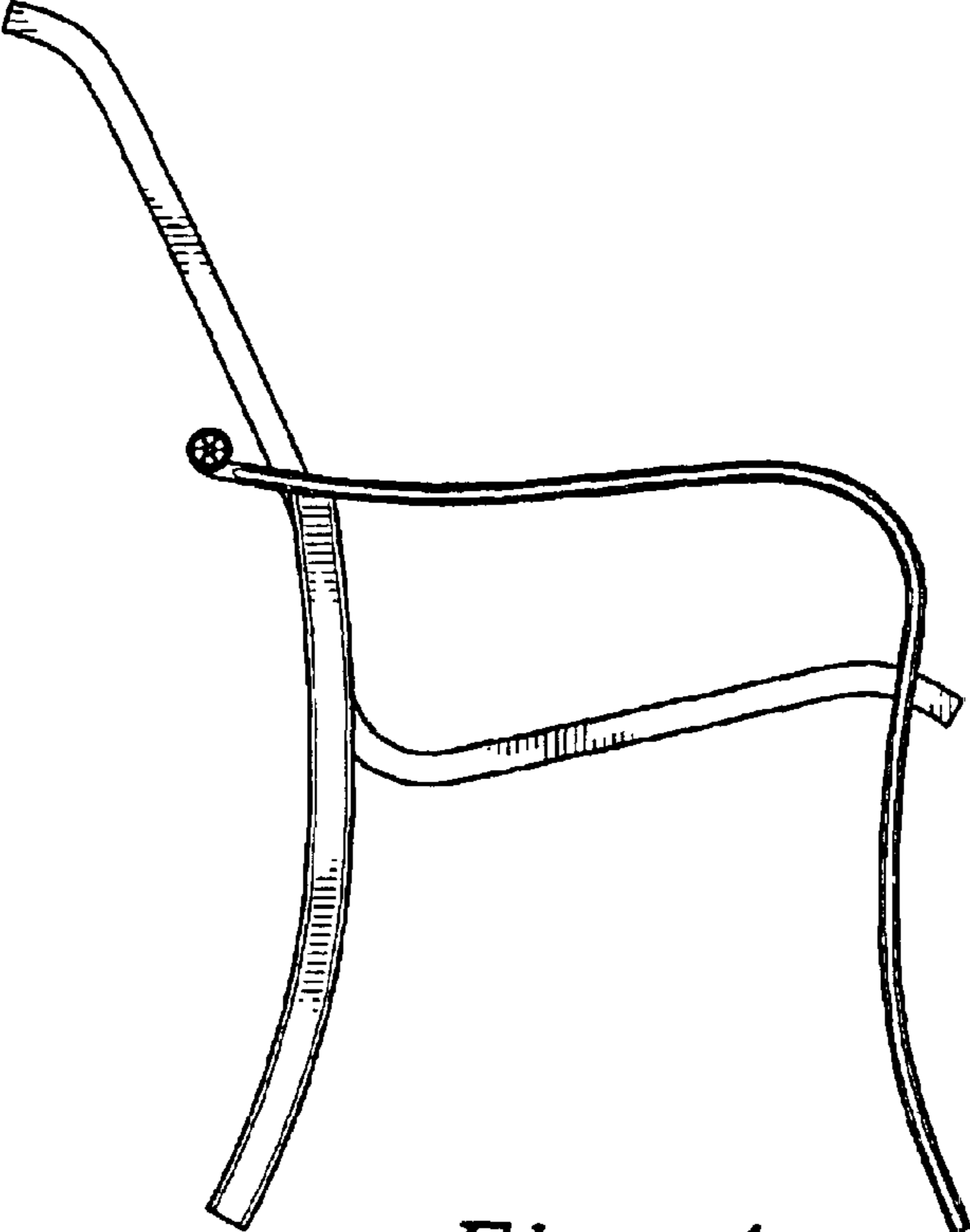


Fig. 4

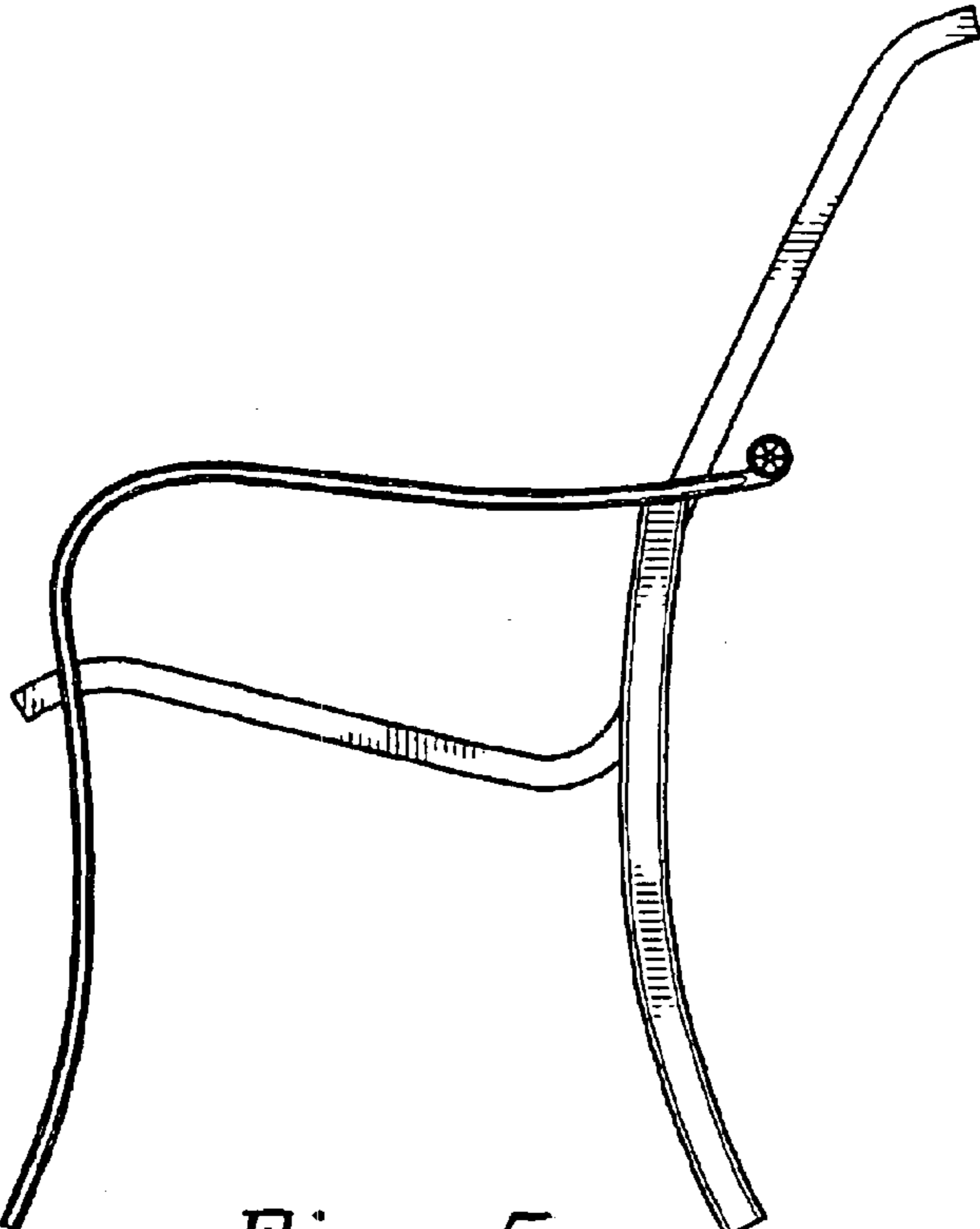


Fig. 5

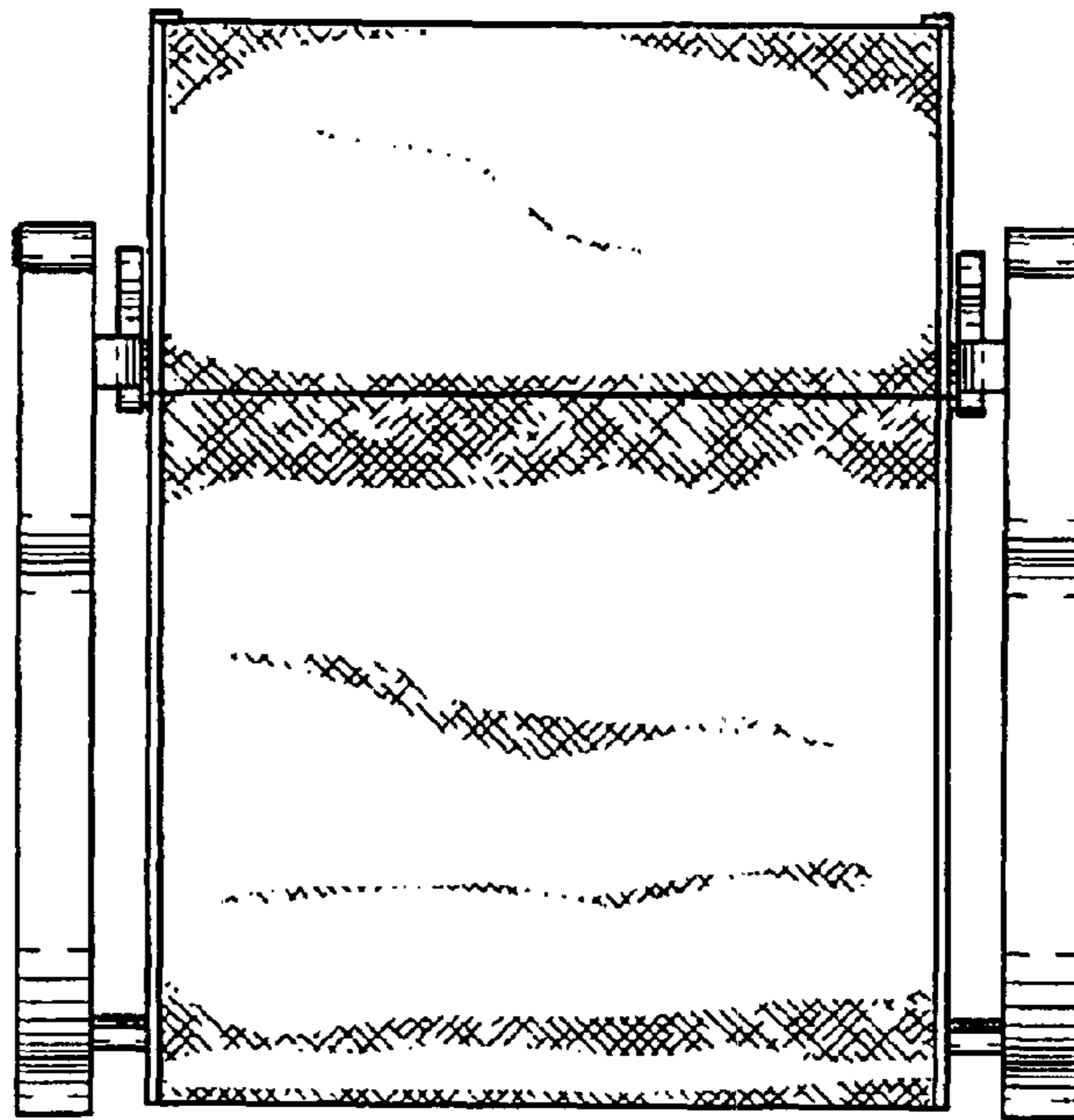


Fig. 6

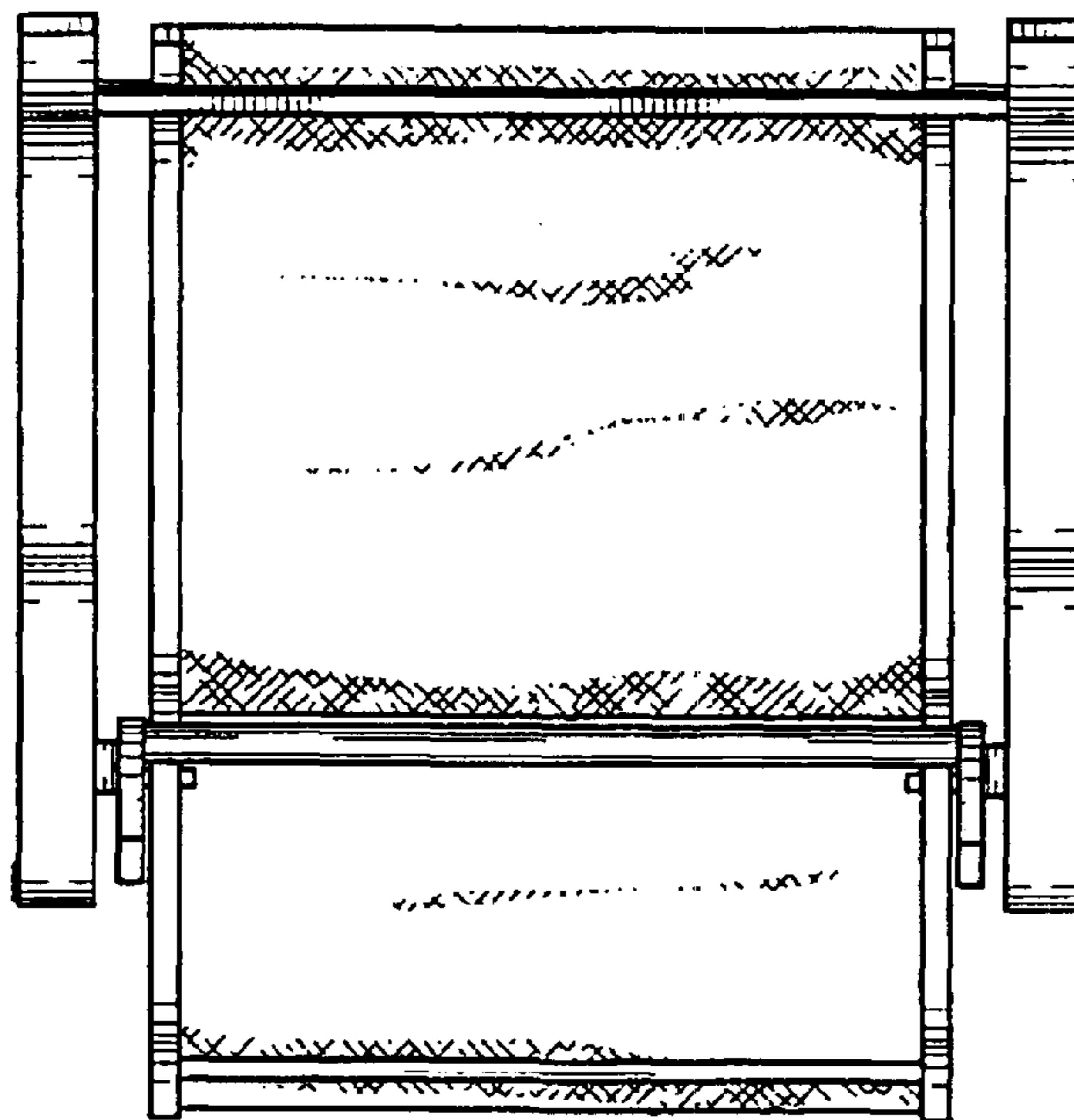


Fig. 7