

US00D496164S1

(12) **United States Design Patent**
Hou

(10) **Patent No.:** **US D496,164 S**
(45) **Date of Patent:** **** Sep. 21, 2004**

(54) **MULTIPURPOSE OVAL BASKET**

(75) **Inventor:** **Glen Hou**, 1515 W. Sam Houston Pkwy. North, Houston, TX (US) 77043

(73) **Assignee:** **Glen Hou**, Houston, TX (US)

(**) **Term:** **14 Years**

(21) **Appl. No.:** **29/187,794**

(22) **Filed:** **Aug. 6, 2003**

(51) **LOC (7) Cl.** **03-01**

(52) **U.S. Cl.** **D3/306; D7/570**

(58) **Field of Search** D3/304, 306, 307, D3/309, 312, 314; D19/75, 90; 220/485, 494, 586, 657; D7/554.1, 554.2, 554.4, 560, 562, 565, 566, 570; 217/122

(56) **References Cited**

U.S. PATENT DOCUMENTS

- D116,789 S * 9/1939 Barbiers D7/562
- D154,730 S * 8/1949 Zabel et al. D3/314
- D158,033 S * 4/1950 Zabel et al. D7/551.1

* cited by examiner

Primary Examiner—Louis S. Zarfes

Assistant Examiner—Sally Shih

(74) *Attorney, Agent, or Firm*—Gary L. Bush; Andrews Kurth LLP

(57) **CLAIM**

The ornamental design for a multipurpose oval basket, as shown and described.

DESCRIPTION



FIG. 1 is a plan view illustration of the multipurpose oval basket of the ornamental design;

FIG. 2 is a bottom view illustration of the multipurpose oval basket of the ornamental design;

FIG. 3 is a side elevational view illustration of the multipurpose oval basket of the ornamental design, the opposite side elevational view thereof being identical therewith; and,

FIG. 4 is a front elevational view illustration of the multipurpose oval basket of the ornamental design, the rear elevational view thereof being identical therewith.

1 Claim, 4 Drawing Sheets






FIG. 1

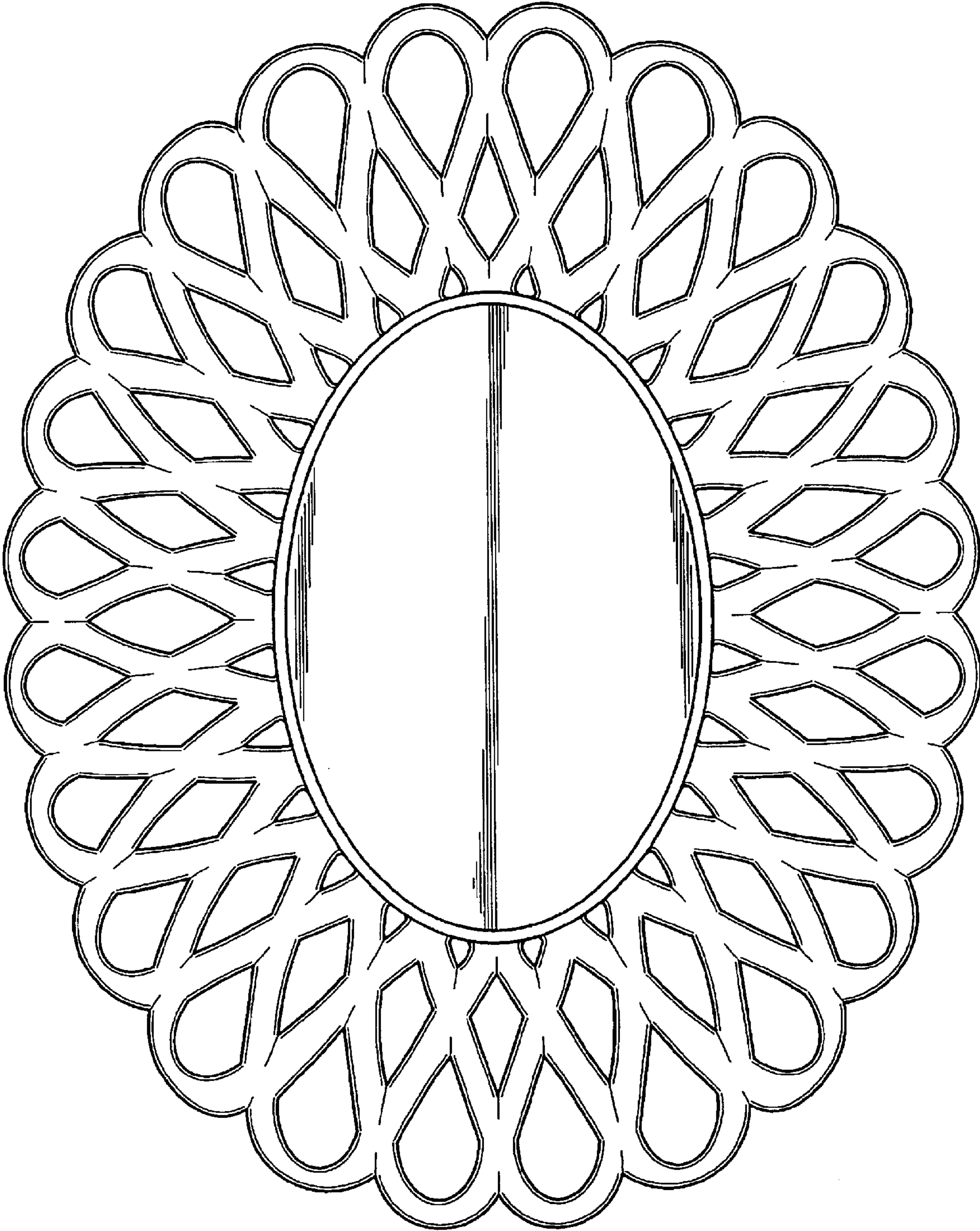


FIG.2

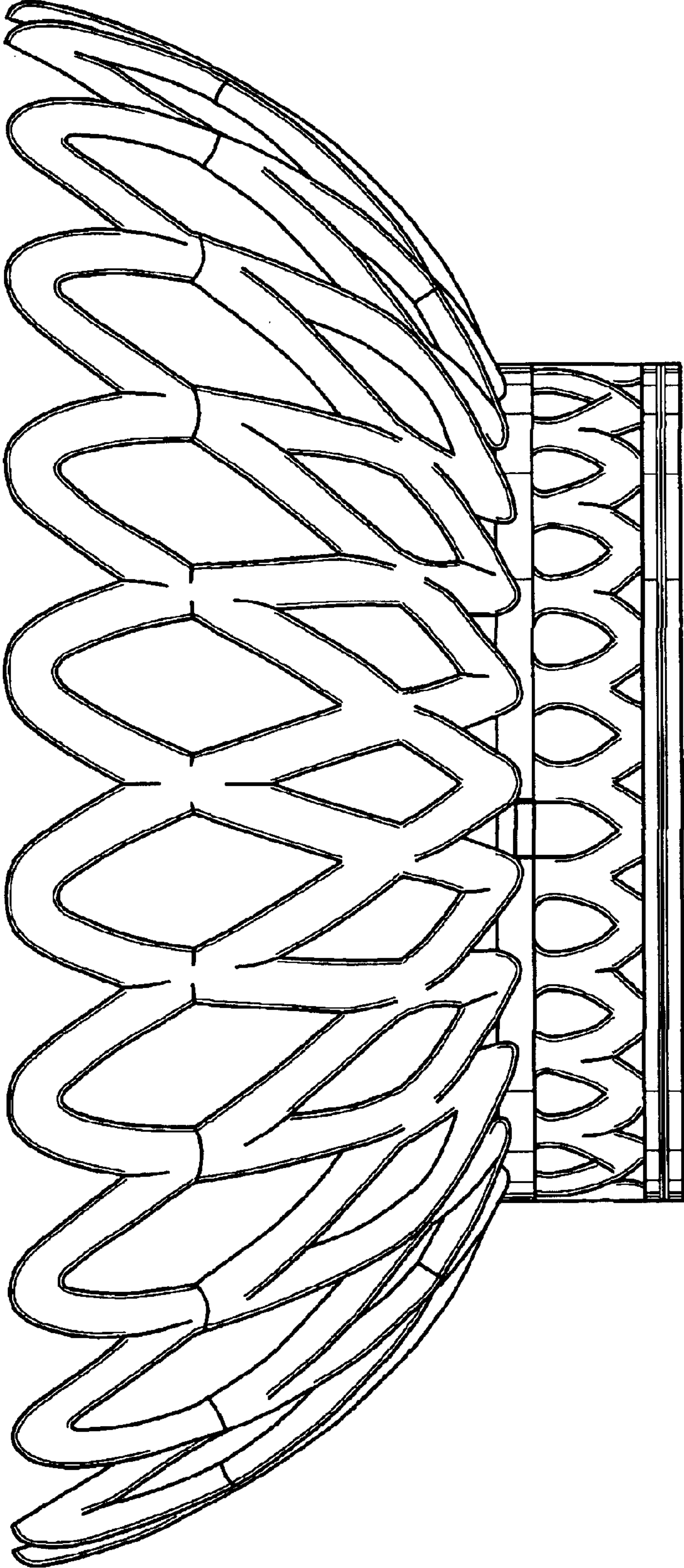


FIG. 3




FIG.4