

US00D496155S1

(12) **United States Design Patent**  
**Londono**

(10) **Patent No.: US D496,155 S**

(45) **Date of Patent: \*\* Sep. 21, 2004**

(54) **ARM BAND CARRIER**

(76) **Inventor: William Arturo Londono, 9640 SW.  
152 Ave., #33, Miami, FL (US) 33196**

(\*\*) **Term: 14 Years**

(21) **Appl. No.: 29/190,828**

(22) **Filed: Sep. 26, 2003**

(51) **LOC (7) Cl. .... 03-01**

(52) **U.S. Cl. .... D3/215**

(58) **Field of Search ..... D3/215, 218, 219,  
D3/224-228, 230, 206; 224/219, 222, 267,  
236; 2/170**

(56) **References Cited**

**U.S. PATENT DOCUMENTS**

4,135,653 A	1/1979	Sieloff .....	224/222
4,500,019 A	2/1985	Curley, Jr. ....	224/222
4,913,326 A	4/1990	Echelson .....	224/222
5,433,359 A	7/1995	Flowers .....	224/222
D382,995 S	9/1997	Hale .....	D3/215
D404,908 S	2/1999	Lollis .....	D3/215

D429,880 S	*	8/2000	McCullough et al. ....	D3/215
6,182,878 B1		2/2001	Racca .....	224/605
D455,255 S	*	4/2002	Zeigler .....	D3/218
6,443,341 B1	*	9/2002	Rittmann .....	224/219
6,629,628 B1	*	10/2003	Canepari et al. ....	224/222
D487,844 S	*	3/2004	Nichols .....	D3/215

\* cited by examiner

*Primary Examiner*—Catherine R. Oliver

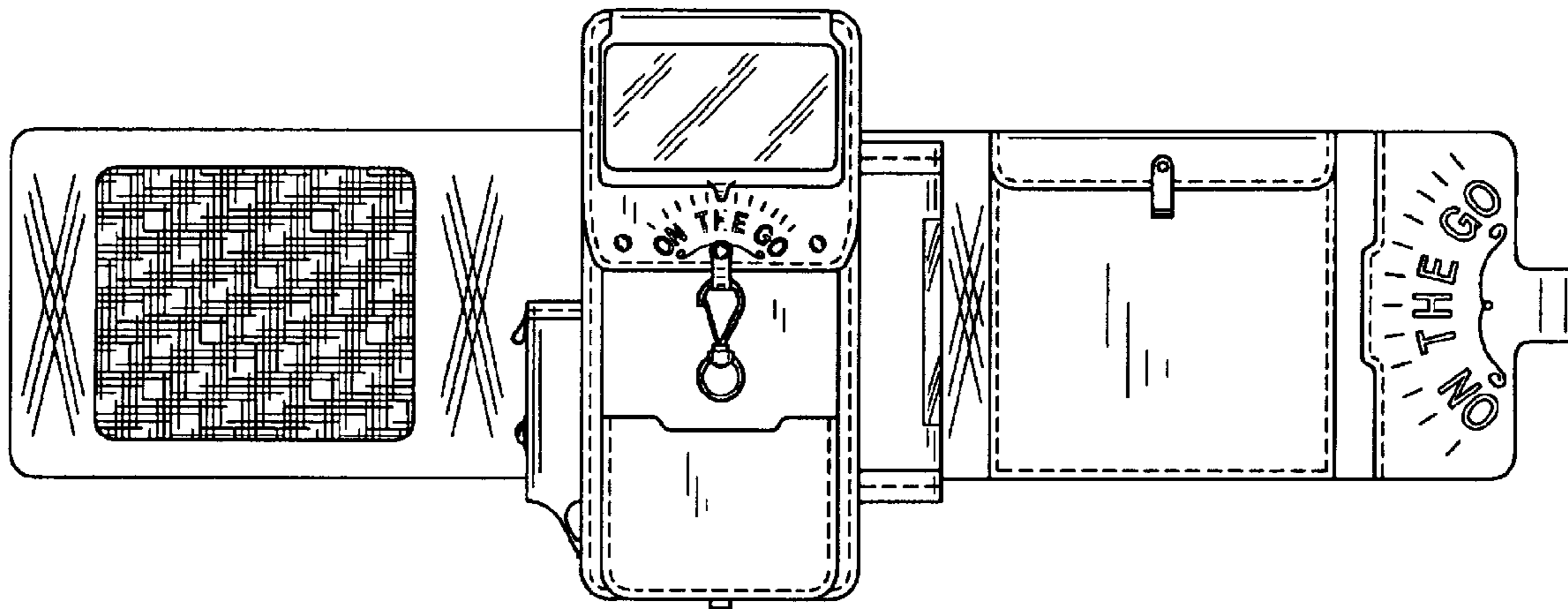
(57) **CLAIM**

The ornamental design for a arm band carrier, as shown and described.

**DESCRIPTION**

FIG. 1 is a front elevational view of a arm band carrier showing my new design;  
FIG. 2 is a rear elevational view thereof;  
FIG. 3 is a side view, taken from the left side of FIG. 1;  
FIG. 4 is a side view, taken from the right side of FIG. 1;  
FIG. 5 is a top plan view thereof; and,  
FIG. 6 is a bottom plan view thereof.

**1 Claim, 3 Drawing Sheets**



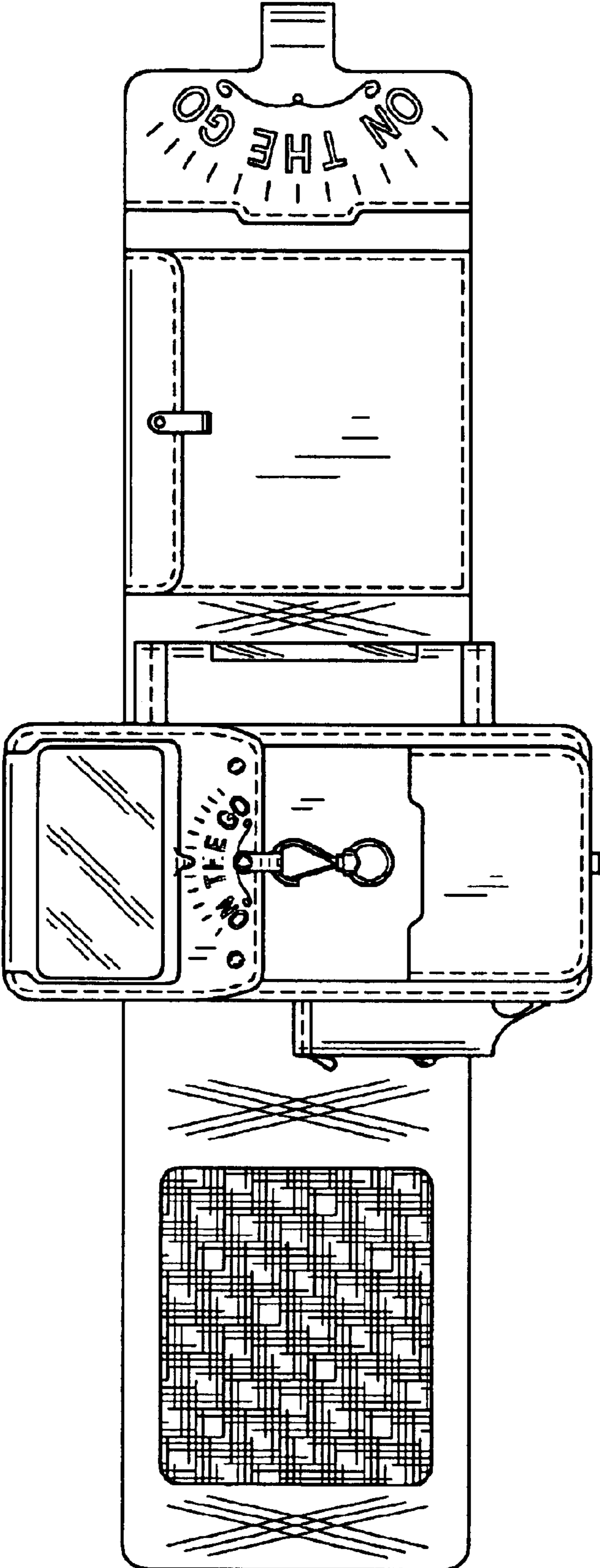


FIG. 1

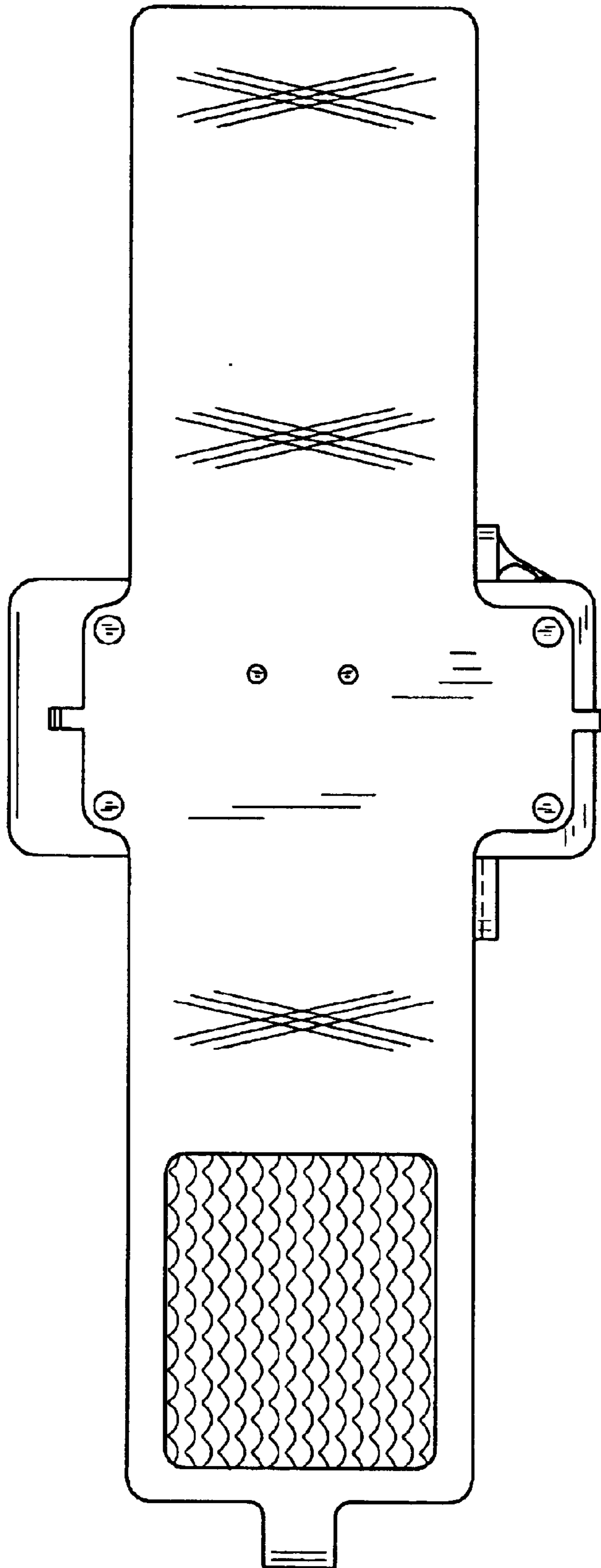


FIG. 2

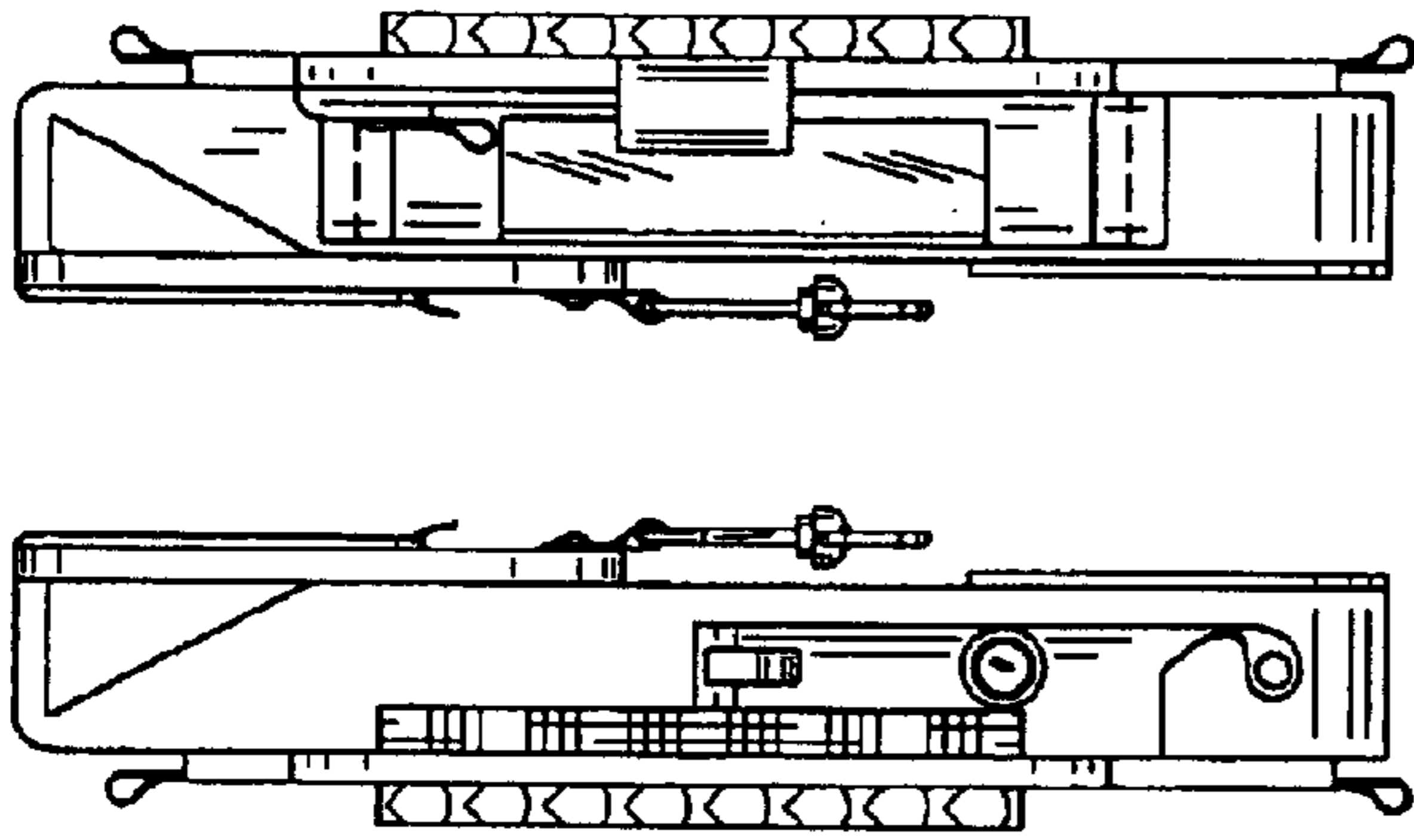


FIG. 3

FIG. 4




FIG. 5

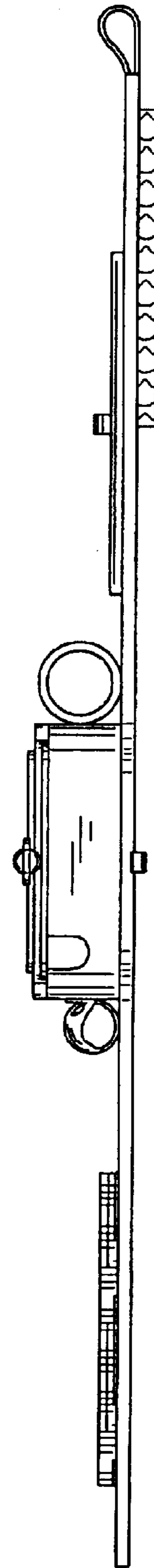


FIG. 6