



US00D496153S1

(12) **United States Design Patent** (10) **Patent No.:** **US D496,153 S**
Morris (45) **Date of Patent:** **** Sep. 21, 2004**

(54) **SIDE ELEMENT OF A SHOE UPPER**

(75) Inventor: **E. Scott Morris**, Hillsboro, OR (US)

(73) Assignee: **Nike, Inc.**, Beaverton, OR (US)

(**) Term: **14 Years**

(21) Appl. No.: **29/201,434**

(22) Filed: **Mar. 15, 2004**

(51) **LOC (7) Cl.** **02-99**

(52) **U.S. Cl.** **D2/972**

(58) **Field of Search** D2/902, 907, 908,
D2/943, 944, 969, 972-974; 36/45, 50.1,
77 M, 77 R, 83, 88, 113, 114, 126-130

(56) **References Cited**

U.S. PATENT DOCUMENTS

4,222,183 A	9/1980	Haddox	
D331,829 S	12/1992	Kittle	
D339,449 S	9/1993	Hatfield	
D347,109 S	5/1994	Avar	
D347,725 S	6/1994	Brown et al.	
D348,979 S	7/1994	Greene	
D352,162 S	11/1994	Morris	
D354,847 S	1/1995	Diaz et al.	
D355,756 S	2/1995	Vestuti	
D361,886 S	9/1995	Johnson	
D377,263 S	1/1997	Lucas	
D377,414 S	1/1997	Hatfield	
D377,712 S	2/1997	Avar et al.	
D388,599 S	1/1998	Gray	
D391,070 S	2/1998	Ford	
D398,756 S	9/1998	Tong	
D415,882 S	11/1999	McDowell	
D447,620 S	9/2001	Matis et al.	
D467,720 S	12/2002	Patt	
D475,523 S	* 6/2003	McDowell D2/972
D479,530 S	9/2003	Waters	
D479,644 S	9/2003	Sakai	
D481,392 S	11/2003	Hillyer	
D487,337 S	* 3/2004	Rogers D2/969

OTHER PUBLICATIONS

“Nike Footwear Catalog,” Fall 1996, published Dec. 1995 (p. M19), Beaverton, Oregon.

“Nike Footwear Catalog,” Holiday 1996, published Mar. 1996 (pp. M89, W116), Beaverton, Oregon.

“Nike Footwear Catalog,” Fall 1998, published Nov. 1997 (pp. M31, M32, W95,), Beaverton, Oregon.

“Nike Footwear Catalog,” Holiday 1999, published Mar. 1999 (p. M109), Beaverton, Oregon.

“Nike Footwear Catalog,” Fall 2000, published Nov. 1999 (p. W31), Beaverton, Oregon.

“Nike Footwear Catalog,” Spring 2002, published Jun. 2001 (p. M31), Beaverton, Oregon.

“Nike Footwear Catalog,” Fall 2002, published Nov. 2001 (p. M33), Beaverton, Oregon.

“Nike Footwear Catalog,” Late Spring 2004, published Sep. 2003 (pp. M58, M59, M60, W83), Beaverton, Oregon.

* cited by examiner

Primary Examiner—Dominic Simone

(74) *Attorney, Agent, or Firm*—TraskBritt

(57) **CLAIM**

The ornamental design for a side element of a shoe upper, as shown and described.

DESCRIPTION

FIG. 1 is a perspective view of a side element of a shoe upper showing my new design;

FIG. 2 is a side view of the side element of a shoe upper shown in FIG. 1;

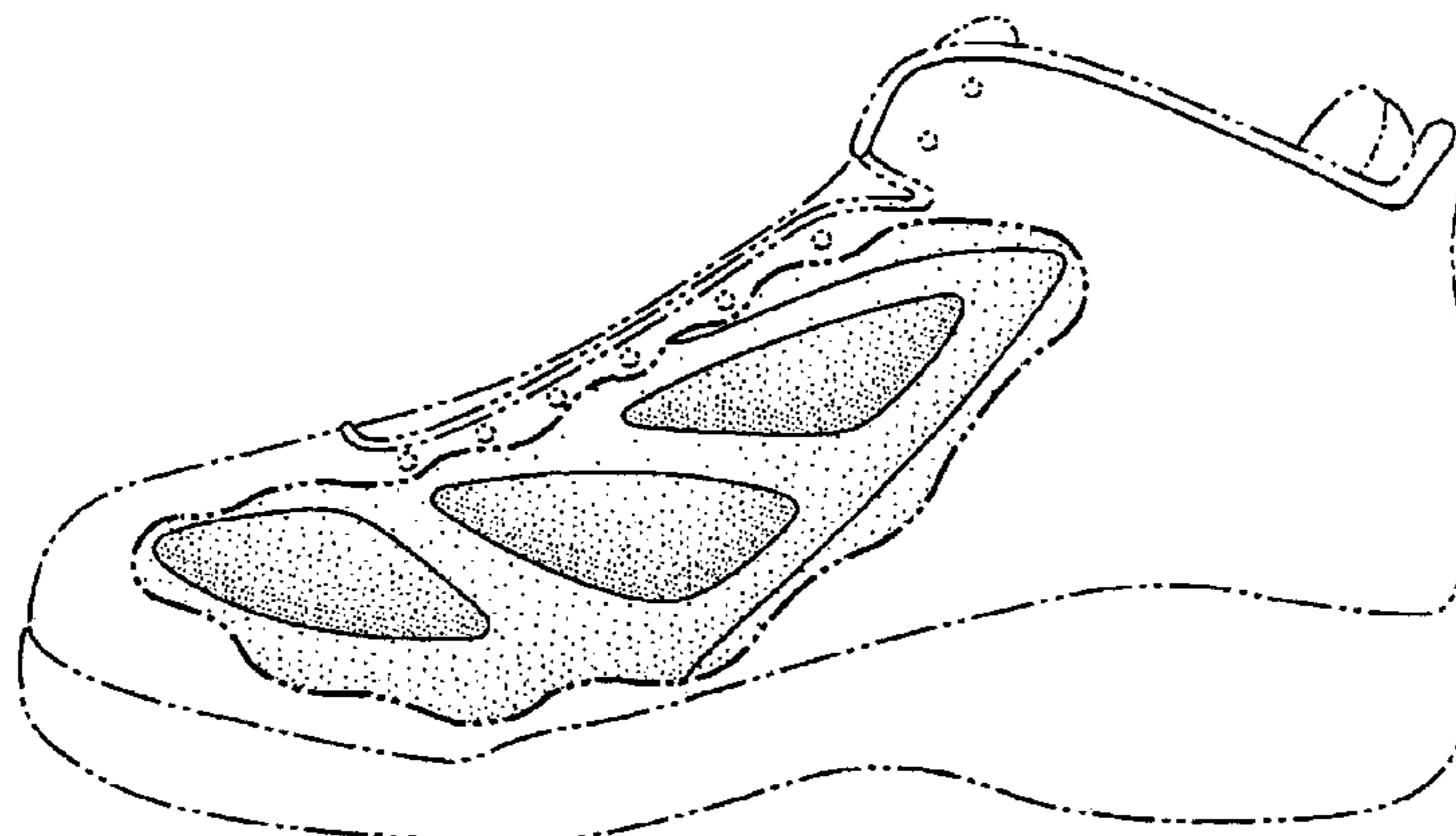
FIG. 3 is a front view of the side element of a shoe upper shown in FIG. 1;

FIG. 4 is a rear view of the side element of a shoe upper shown in FIG. 1; and,

FIG. 5 is a top view of the side element of a shoe upper shown in FIG. 1.

The uneven broken line immediately adjacent to the shaded area represents the bounds of the claimed design. All other uneven broken lines represent the remaining portion of the shoe. The uneven broken line representations in FIGS. 1-5 are for illustrative purposes only and form no part of the claimed design.

1 Claim, 2 Drawing Sheets



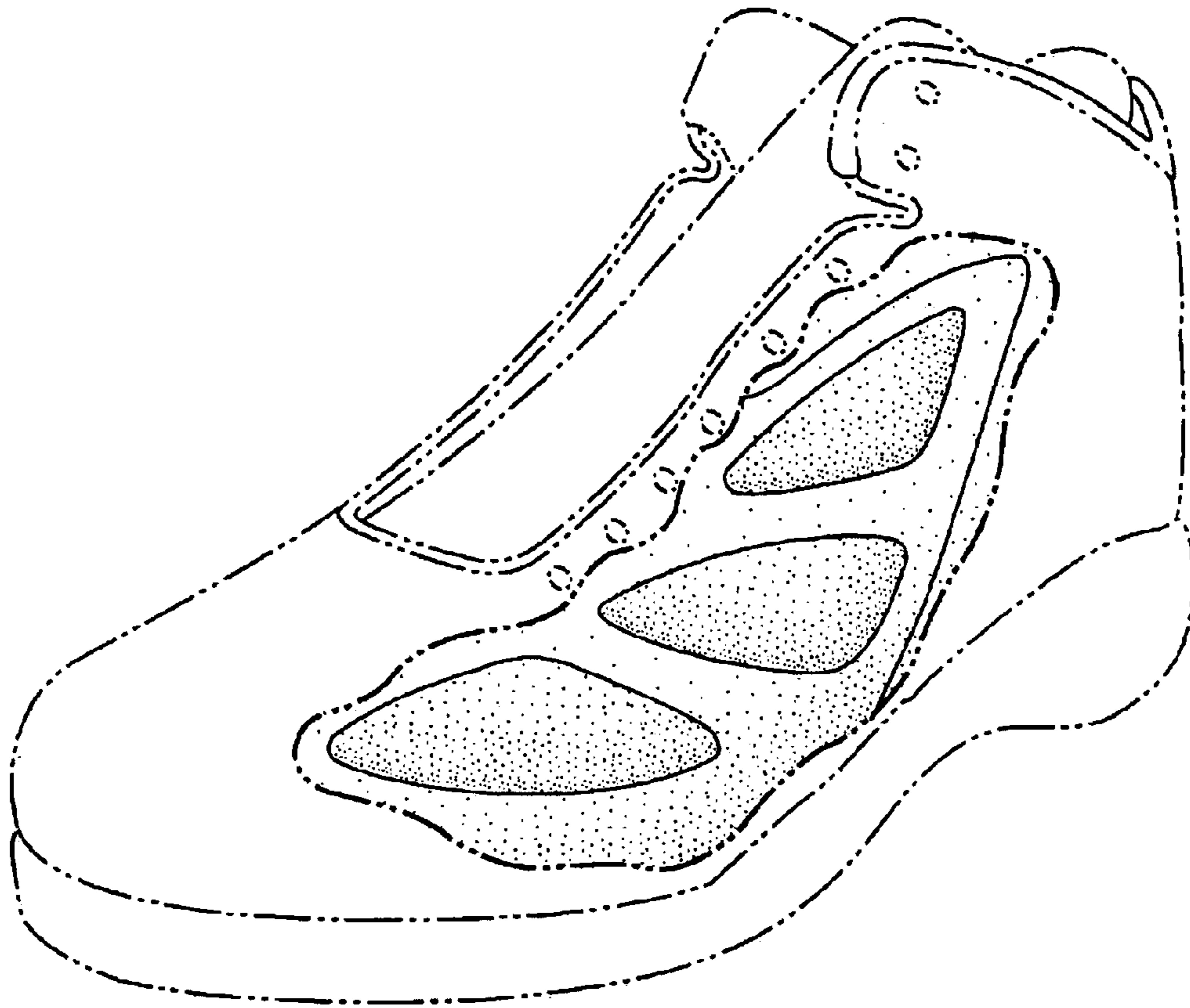


Fig. 1

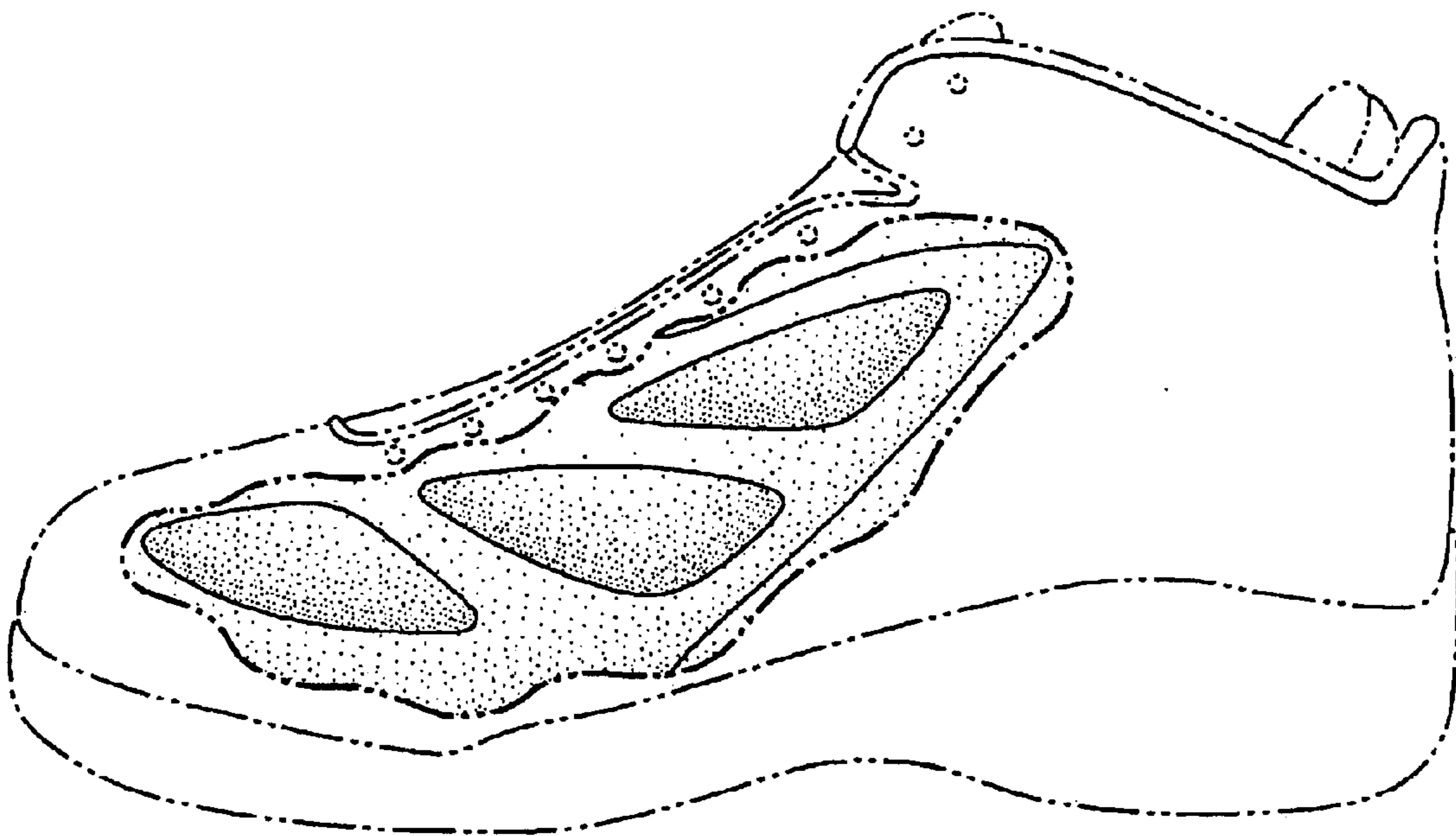


Fig. 2

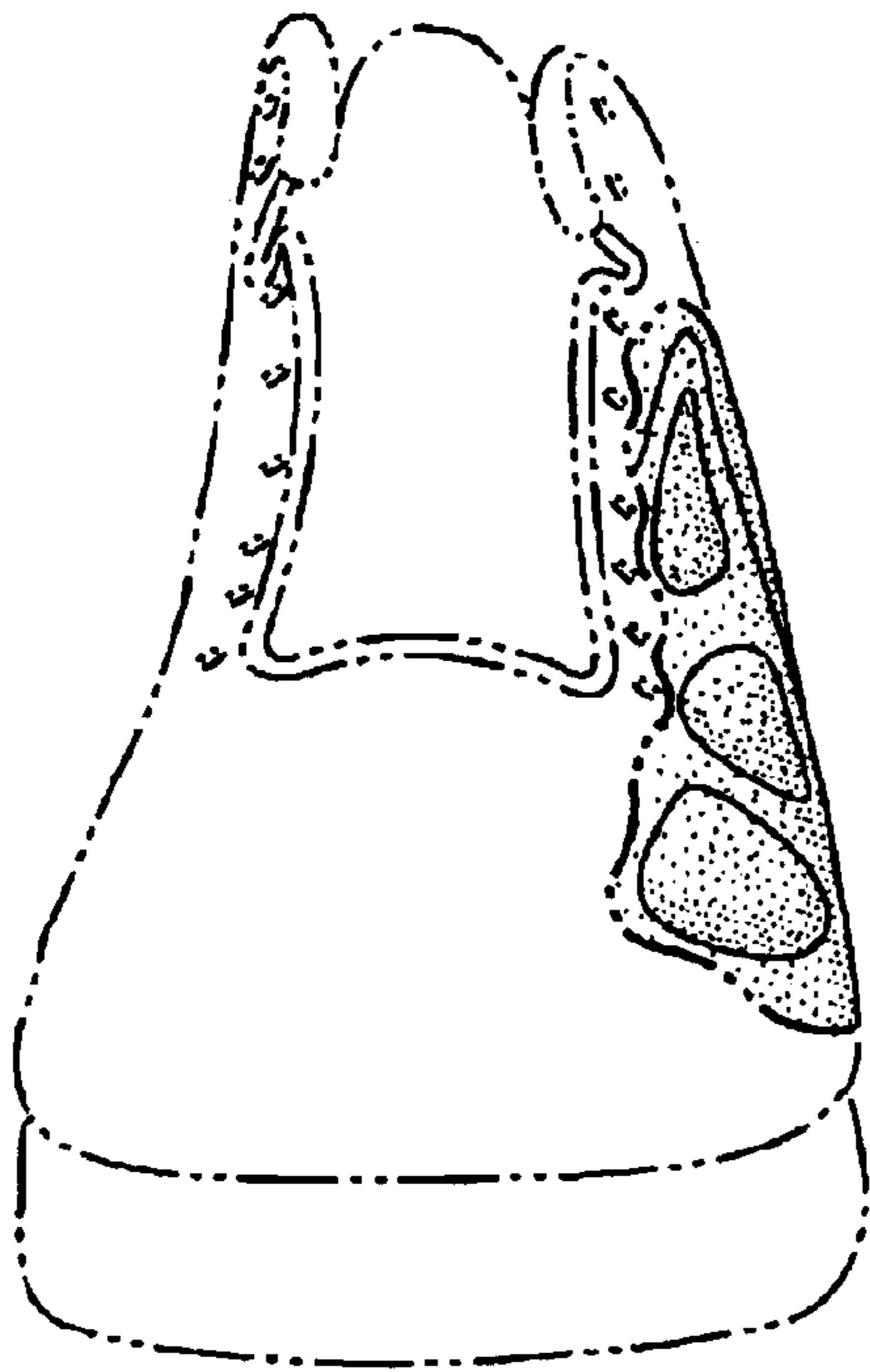


Fig. 3



Fig. 4

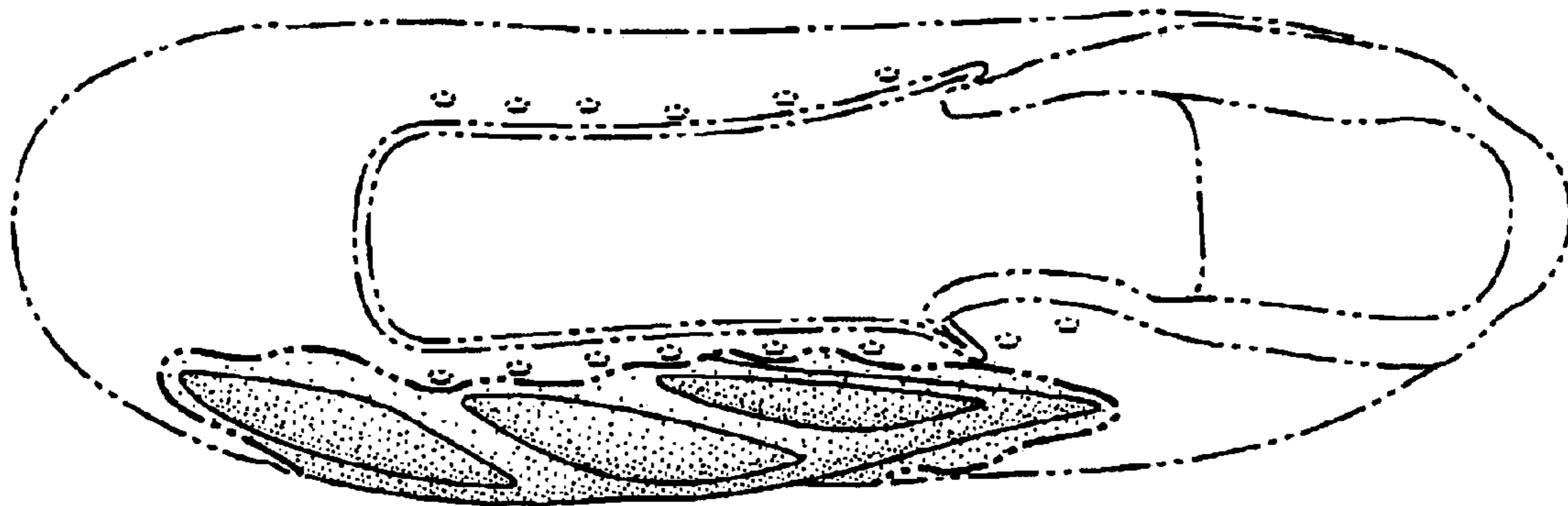


Fig. 5