

US00D496152S1

(12) **United States Design Patent** (10) **Patent No.:** **US D496,152 S**
Doxey (45) **Date of Patent:** **** Sep. 21, 2004**

(54) **SIDE ELEMENT OF A SHOE UPPER**

D479,392 S 9/2003 Hillyer
D479,644 S 9/2003 Sakai

(75) Inventor: **Andre Doxey**, Hillsboro, OR (US)

OTHER PUBLICATIONS

(73) Assignee: **Nike, Inc.**, Beaverton, OR (US)

“Nike Footwear Catalog,” Fall 1996, published Dec. 1995 (p. W141), Beaverton, Oregon.

(**) Term: **14 Years**

“Nike Footwear Catalog,” Fall 1997, published Dec. 1996 (pp. M47, M148), Beaverton, Oregon.

(21) Appl. No.: **29/194,051**

“Nike Footwear Catalog,” Holiday 1997, published Mar. 1997 (p. M69), Beaverton, Oregon.

(22) Filed: **Nov. 19, 2003**

“Nike Footwear Catalog,” Spring 1998, published Jun. 1997 (p. W169), Beaverton, Oregon.

(51) **LOC (7) Cl.** **02-99**

“Nike Footwear Catalog,” Fall 1998, published Nov. 1997, (pp. M39, W10), Beaverton, Oregon.

(52) **U.S. Cl.** **D2/972**

(58) **Field of Search** D2/896, 902, 907,
D2/908, 943, 944, 972-974; 36/45, 50.1,
77 M, 77 R, 83, 88, 113, 114, 126-130

(List continued on next page.)

(56) **References Cited**

Primary Examiner—Dominic Simone

(74) *Attorney, Agent, or Firm*—Trask Britt

U.S. PATENT DOCUMENTS

(57) **CLAIM**

D86,956 S	*	5/1932	Hakim	D2/974
D131,309 S		2/1942	Sutcliffe		
D293,964 S		2/1988	Baungratz		
D341,703 S	*	11/1993	Hatfield et al.	D2/973
D342,600 S		12/1993	Hatfield et al.		
D345,253 S		3/1994	Lucas		
D348,976 S		7/1994	Van Noy		
D355,756 S		2/1995	Vestuti		
D375,193 S		11/1996	Kallen et al.		
D386,599 S	*	11/1997	LaRowe	D2/972
D391,053 S	*	2/1998	Lucas	D2/972
D397,855 S		9/1998	Clarke		
D398,760 S		9/1998	Rask		
5,806,208 A		9/1998	French		
D400,002 S	*	10/1998	Tong	D2/972
D404,194 S		1/1999	Smith		
D407,549 S		4/1999	McCourt		
D415,882 S		11/1999	McDowell		
D418,280 S		1/2000	Kieler		
D424,798 S		5/2000	McDowell		
D428,246 S		7/2000	McCourt		
D432,781 S	*	10/2000	Hardy	D2/972
D452,070 S	*	12/2001	Holmes	D2/972
D459,862 S		7/2002	Butler et al.		
D475,189 S		6/2003	Laberge et al.		

The ornamental design for a side element of a shoe upper, as shown and described.

DESCRIPTION

FIG. 1 is a perspective view of a side element of a shoe upper showing my new design;

FIG. 2 is a side view of the side element of a shoe upper shown in FIG. 1;


FIG. 3 is a front view of the side element of a shoe upper shown in FIG. 1;

FIG. 4 is a rear view of the side element of a shoe upper shown in FIG. 1; and,

FIG. 5 is a top view of the side element of a shoe upper shown in FIG. 1.

The uneven broken line immediately adjacent to the shaded area represents the bounds of the claimed design. All other uneven broken lines represent the remaining portion of the shoe. The uneven broken line representations in FIGS. 1-5 are for illustrative purposes only and form no part of the claimed design.

1 Claim, 2 Drawing Sheets



OTHER PUBLICATIONS

“Nike Footwear Catalog,” Spring 2001, published Jun. 2000 (pp. M26, W8, W23), Beaverton, Oregon.

“Nike Footwear Catalog,” Late Spring 2001, published Sep. 2000 (p. M6), Beaverton, Oregon.

“Nike Footwear Catalog,” Spring 2002, published Jun. 2001 (p. W33), Beaverton, Oregon.

“Nike Footwear Catalog,” Holiday 2003, published Mar. 2003 (p. M63), Beaverton, Oregon.

“Nike Footwear Catalog,” Late Spring 2004, published Sep. 2003 (p. 81), Beaverton, Oregon.

* cited by examiner

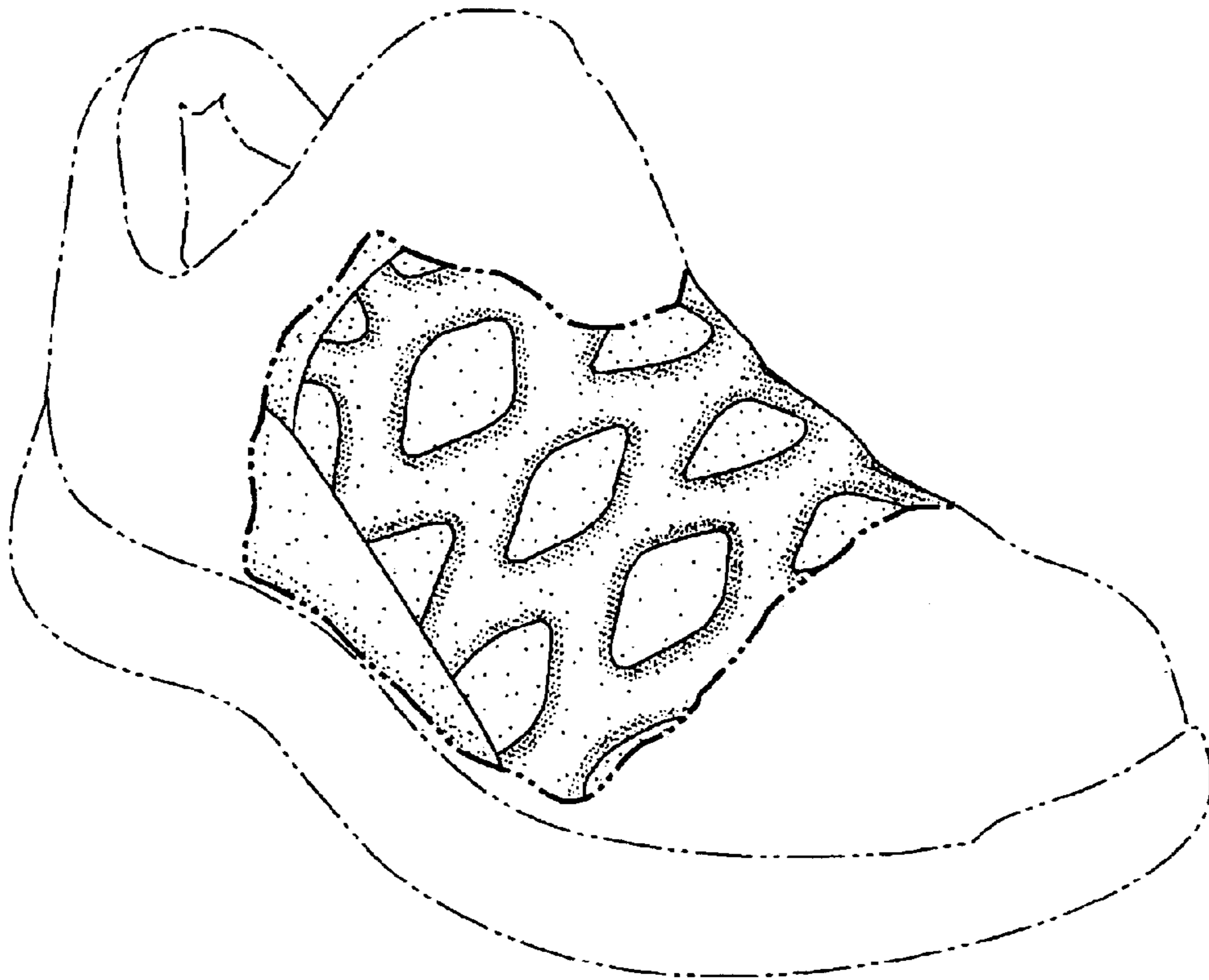


FIG. 1




FIG. 2

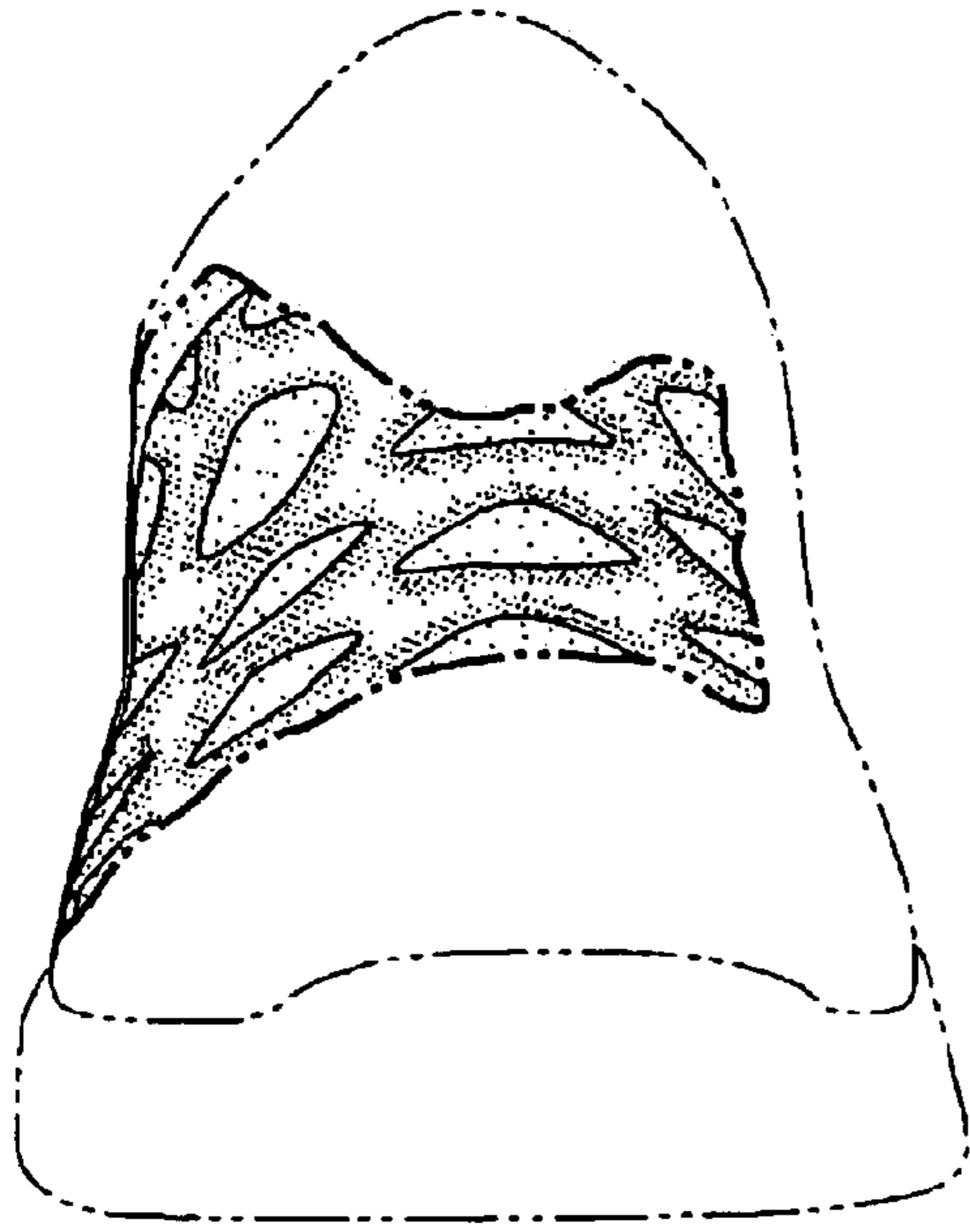


FIG. 3



FIG. 4

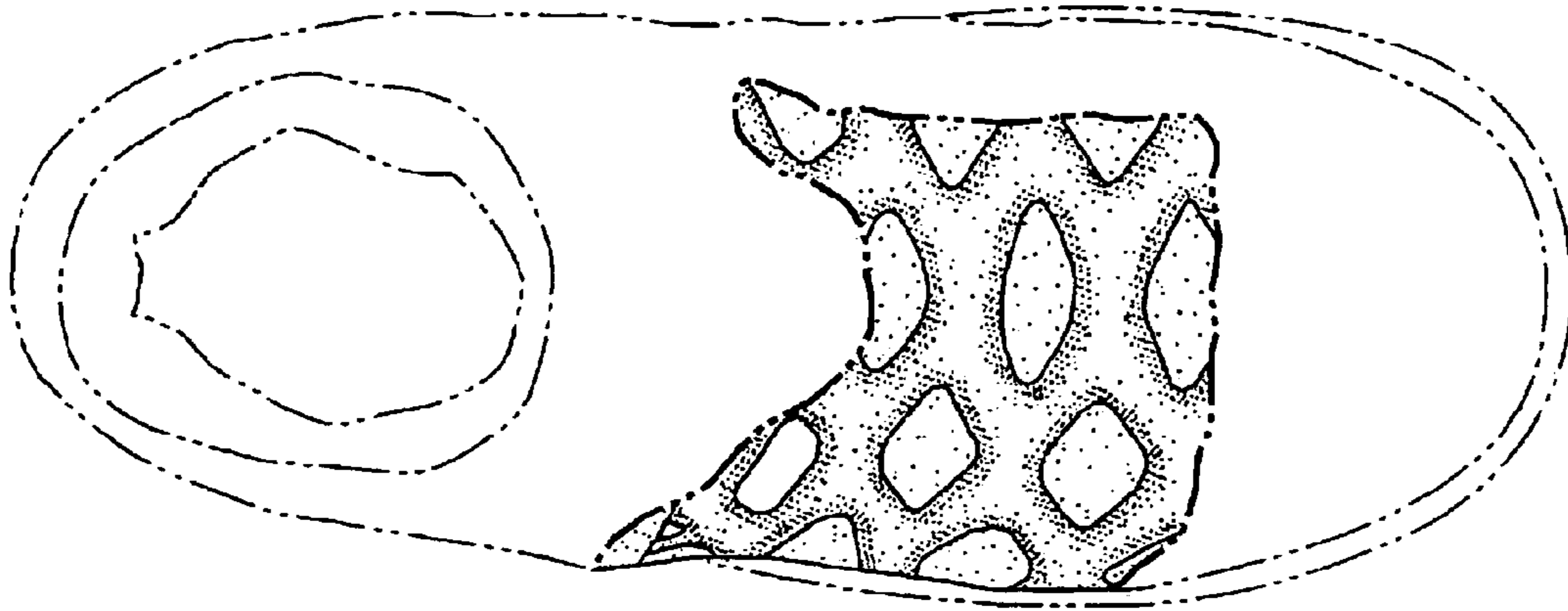


FIG. 5