

US00D496132S1

(12) **United States Design Patent**
Desai et al.

(10) **Patent No.:** **US D496,132 S**
(45) **Date of Patent:** **** Sep. 14, 2004**

(54) **TOOTHPICK**

(76) Inventors: **Virendra Desai**, 402 Plumwood Ct.,
Schaumburg, IL (US) 60173; **Leonardo**
Moral, 402 Plumwood Ct.,
Schaumburg, IL (US) 60173

(**) **Term:** **14 Years**

(21) **Appl. No.:** **29/197,869**

(22) **Filed:** **Jan. 20, 2004**

(51) **LOC (7) Cl.** **28-03**

(52) **U.S. Cl.** **D28/65**

(58) **Field of Search** D28/65; D24/152,
D24/154, 146, 176; 132/321, 322, 328,
329; 433/143

(56) **References Cited**

U.S. PATENT DOCUMENTS

209,566	A	*	11/1878	Holland	132/328
1,220,933	A	*	3/1917	Bates	433/143
1,355,037	A	*	10/1920	Dziuk	132/328
1,397,395	A	*	11/1921	Bixler	433/143
1,446,906	A	*	2/1923	Kelsey	433/143

1,691,786	A	*	11/1928	Truman	433/143
D298,855	S	*	12/1988	White	D24/154
D335,347	S		5/1993	McKeown	D24/133
D345,825	S		4/1994	Arnold	D28/64
5,823,208	A		10/1998	Lin	132/329
D458,682	S		6/2002	Szymaitis	D24/152
D459,809	S		7/2002	Mangione	D24/152

* cited by examiner

Primary Examiner—Lucy Lieberman

(74) *Attorney, Agent, or Firm*—Goldstein Law Offices, P.C.

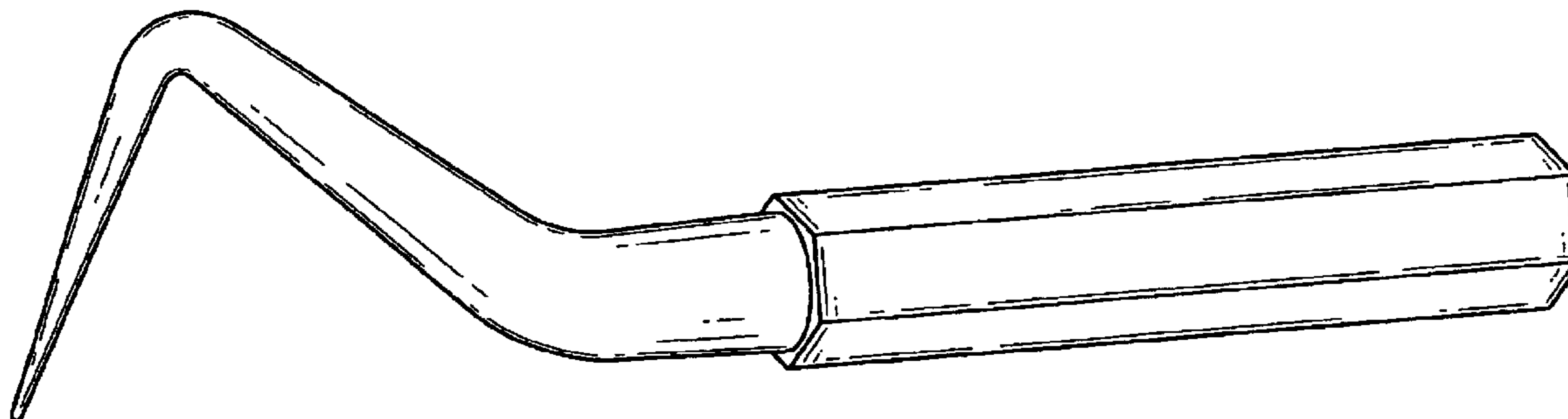
(57) **CLAIM**

The ornamental design for a toothpick, as shown and described.

DESCRIPTION

FIG. 1 is a perspective view of the toothpick.
FIG. 2 is a front elevational view thereof.
FIG. 3 is a top plan view thereof.
FIG. 4 is a bottom plan view thereof.
FIG. 5 is a left elevational view thereof; and,
FIG. 6 is a right elevational view thereof.

1 Claim, 2 Drawing Sheets



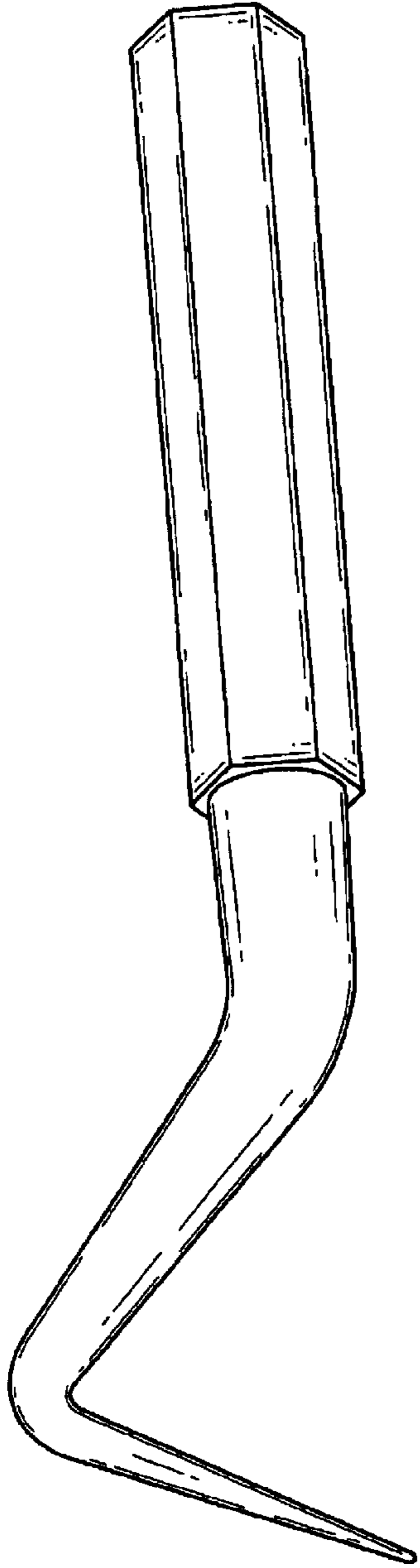


FIG. 1

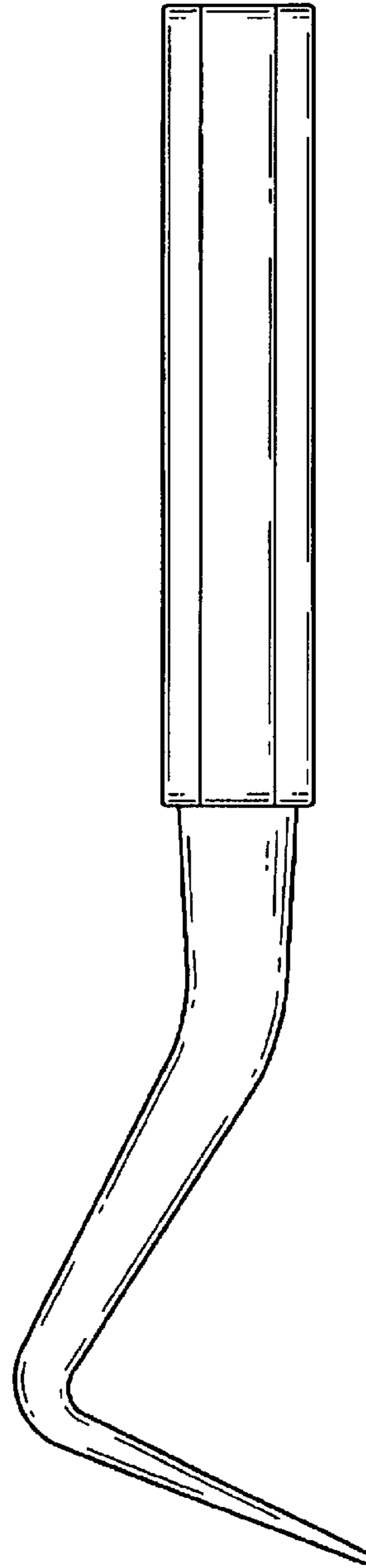


FIG. 2




FIG. 3




FIG. 4




FIG. 5

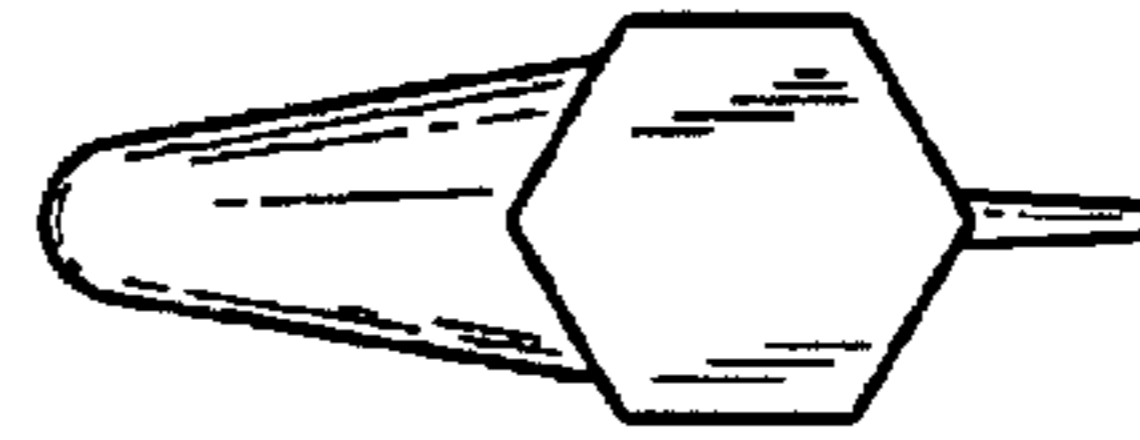


FIG. 6