



US00D496131S1

(12) **United States Design Patent**  
**Winkler et al.**

(10) **Patent No.: US D496,131 S**  
(45) **Date of Patent: \*\* Sep. 14, 2004**

(54) **TOOTHPICK MAGAZINE**  
(75) Inventors: **Till Winkler**, Kronberg (DE); **Manfred Klawuhn**, Frankfurt am Main (DE); **Holger Schulz**, Bad Neustadt (DE)

5,393,229 A \* 2/1995 Ram ..... 132/322  
6,044,848 A \* 4/2000 Huang ..... 132/321  
6,158,444 A \* 12/2000 Weihsrauch ..... 132/200  
6,422,867 B2 \* 7/2002 Lang et al. .... 132/322

(73) Assignee: **The Gillette Company**, Boston, MA (US)

**FOREIGN PATENT DOCUMENTS**  
WO DM/059 696 3/2002

(\*\*) Term: **14 Years**

\* cited by examiner

(21) Appl. No.: **29/195,838**

*Primary Examiner*—Lucy Lieberman  
(74) *Attorney, Agent, or Firm*—Fish & Richardson P.C.

(22) Filed: **Dec. 18, 2003**

(57) **CLAIM**

(30) **Foreign Application Priority Data**

The ornamental design for a toothpick magazine, as shown and described.

Jun. 30, 2003 (WO) ..... DMA/006 075

**DESCRIPTION**

(51) **LOC (7) Cl.** ..... **28-03**  
(52) **U.S. Cl.** ..... **D28/65**  
(58) **Field of Search** ..... D28/65; D24/152, D24/154, 146, 176; 132/321, 322, 328, 329; 433/141, 143, 146, 147, 118


FIG. 1 is a perspective view of a toothpick magazine showing the new design;  
FIG. 2 is a front view of the toothpick magazine of FIG. 1;  
FIG. 3 is a right side view of the toothpick magazine of FIG. 1;  
FIG. 4 is a rear view of the toothpick magazine of FIG. 1;  
FIG. 5 is a left side view of the toothpick magazine of FIG. 1;  
FIG. 6 is a top plan view of the toothpick magazine of FIG. 1; and,  
FIG. 7 is a bottom plan view of the toothpick magazine of FIG. 1.

(56) **References Cited**

**U.S. PATENT DOCUMENTS**

D145,603 S \* 9/1946 Millard ..... D28/65  
D165,775 S \* 1/1952 Millard ..... D28/65  
D221,079 S \* 7/1971 Muhler ..... D28/65  
D238,907 S \* 2/1976 Bengtssen ..... D28/65  
D250,132 S \* 10/1978 Axelsson ..... D28/65  
D308,265 S \* 5/1990 Shaw et al. .... D28/65

**1 Claim, 1 Drawing Sheet**



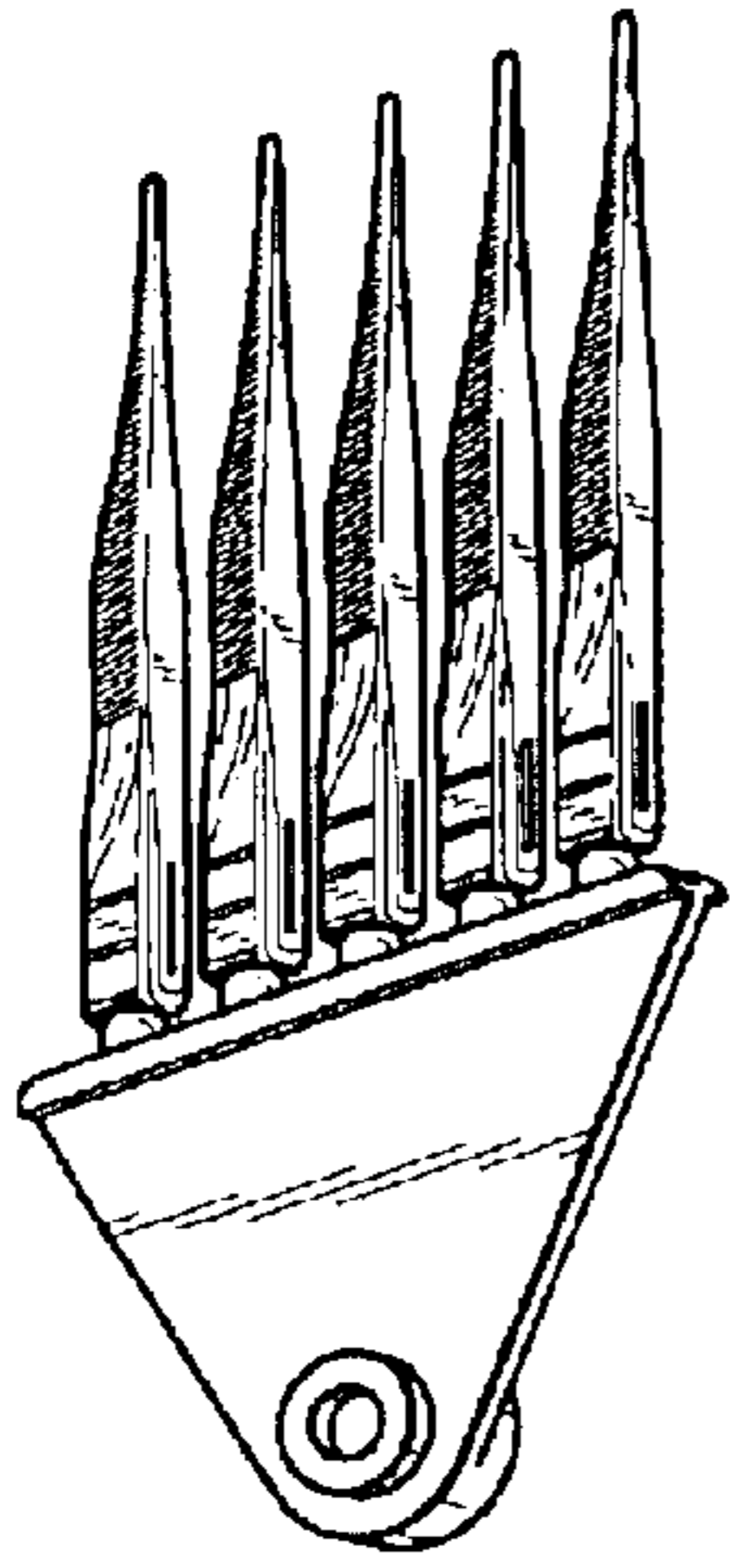


Fig. 1




Fig. 2



Fig. 3




Fig. 4



Fig. 5



Fig. 6



Fig. 7