

US00D496128S1

(12) **United States Design Patent**
Antonopoulos

(10) **Patent No.:** **US D496,128 S**

(45) **Date of Patent:** **** Sep. 14, 2004**

(54) **STYLING COMB**

(76) **Inventor:** **Frances Antonopoulos**, 3098 Colorado Ave., Grand Junction, CO (US) 81504

(**) **Term:** **14 Years**

(21) **Appl. No.:** **29/198,397**

(22) **Filed:** **Jan. 29, 2004**

(51) **LOC (7) Cl.** **28-03**

(52) **U.S. Cl.** **D28/21**

(58) **Field of Search** D28/21-34; 132/219, 132/125, 161, 158, 213.1, 148, 157

(56) **References Cited**

U.S. PATENT DOCUMENTS

881,695	A	*	3/1908	Grell	414/690
2,799,284	A	*	7/1957	Norris	132/158
3,057,367	A	*	10/1962	Langley	132/161
3,575,183	A	*	4/1971	Tanner, Sr.	132/160
3,628,545	A	*	12/1971	Moody	132/219
D263,886	S	*	4/1982	Soltsick, Jr.	D28/21
5,558,104	A	*	9/1996	Clouser	132/144

D389,271	S	*	1/1998	Celik	D28/30
D477,688	S	*	7/2003	Cheung	D28/21
D482,492	S	*	11/2003	Cheung	D28/44

* cited by examiner

Primary Examiner—Lucy Lieberman

(74) *Attorney, Agent, or Firm*—Donald W. Margolis

(57) **CLAIM**

The ornamental design for a styling comb, as shown and described.

DESCRIPTION

FIG. 1 is a top plan view of a styling comb, showing my new design;
 FIG. 2 front elevational view thereof, the rear elevational view being a mirror image thereof;
 FIG. 3 is a bottom plan view thereof;
 FIG. 4 is an elevational view of the left-hand end thereof, as appears in FIG. 2; and,
 FIG. 5 is an elevational view of the right hand end thereof, as appears in FIG. 2.

1 Claim, 1 Drawing Sheet

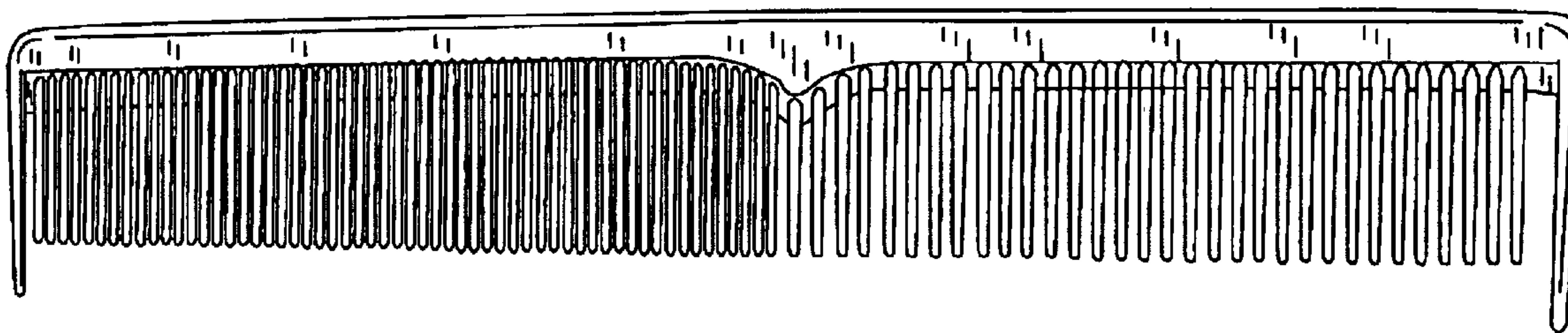




Fig. 1

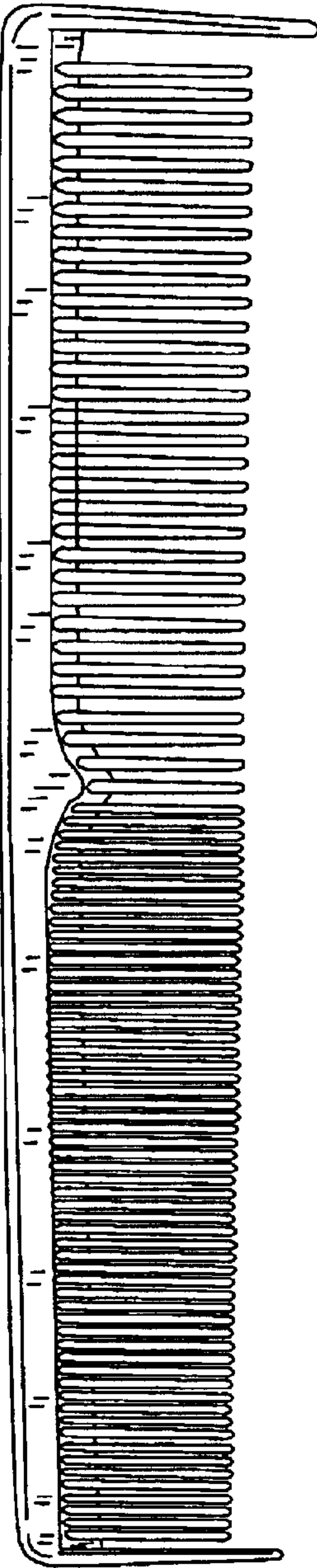


Fig. 2

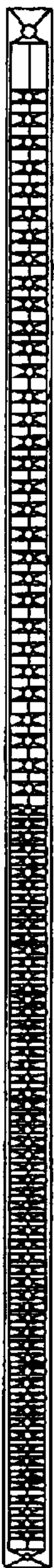


Fig. 3




Fig. 4




Fig. 5