

US00D496101S1

(12) **United States Design Patent**  
**Davison**

(10) **Patent No.: US D496,101 S**

(45) **Date of Patent: \*\* Sep. 14, 2004**

(54) **TIP FOR SYRINGE FOR TAKING BLOOD SAMPLES**

5,730,753 A \* 3/1998 Morita ..... 606/181  
D393,716 S \* 4/1998 Breneman et al. .... D24/147  
6,213,980 B1 \* 4/2001 Colburn et al. .... 604/183  
6,451,040 B1 \* 9/2002 Purcell ..... 606/181

(75) Inventor: **Glenn Davison**, Banbury Oxon (GB)

\* cited by examiner

(73) Assignee: **Owen Mumford Limited**, Oxford (GB)

*Primary Examiner*—Ian Simmons

(\*\*) Term: **14 Years**

(74) *Attorney, Agent, or Firm*—Young & Thompson

(21) Appl. No.: **29/186,541**

(57) **CLAIM**

(22) Filed: **Jul. 18, 2003**

The ornamental design for a tip for syringe for taking blood samples, as shown and described.

(30) **Foreign Application Priority Data**

**DESCRIPTION**

Jan. 18, 2003 (GB) ..... 3010176

(51) **LOC (7) Cl.** ..... **24-02**

FIG. 1 is a perspective view of a tip for syringe for taking blood samples, showing my new design;

(52) **U.S. Cl.** ..... **D24/130; D24/112; D24/113; D24/114**

FIG. 2 is a side elevational view thereof, the view from the left of FIG. 2, the view from the right of FIG. 2, and the view from the side opposite that shown in FIG. 2, all being identical thereto; and,

(58) **Field of Search** ..... D24/130, 112, D24/114, 146, 113, 147, 127; 606/181, 185, 182, 184, 183; 604/157, 207, 136, 208, 211; 600/583

FIG. 3 is a top plan view thereof.

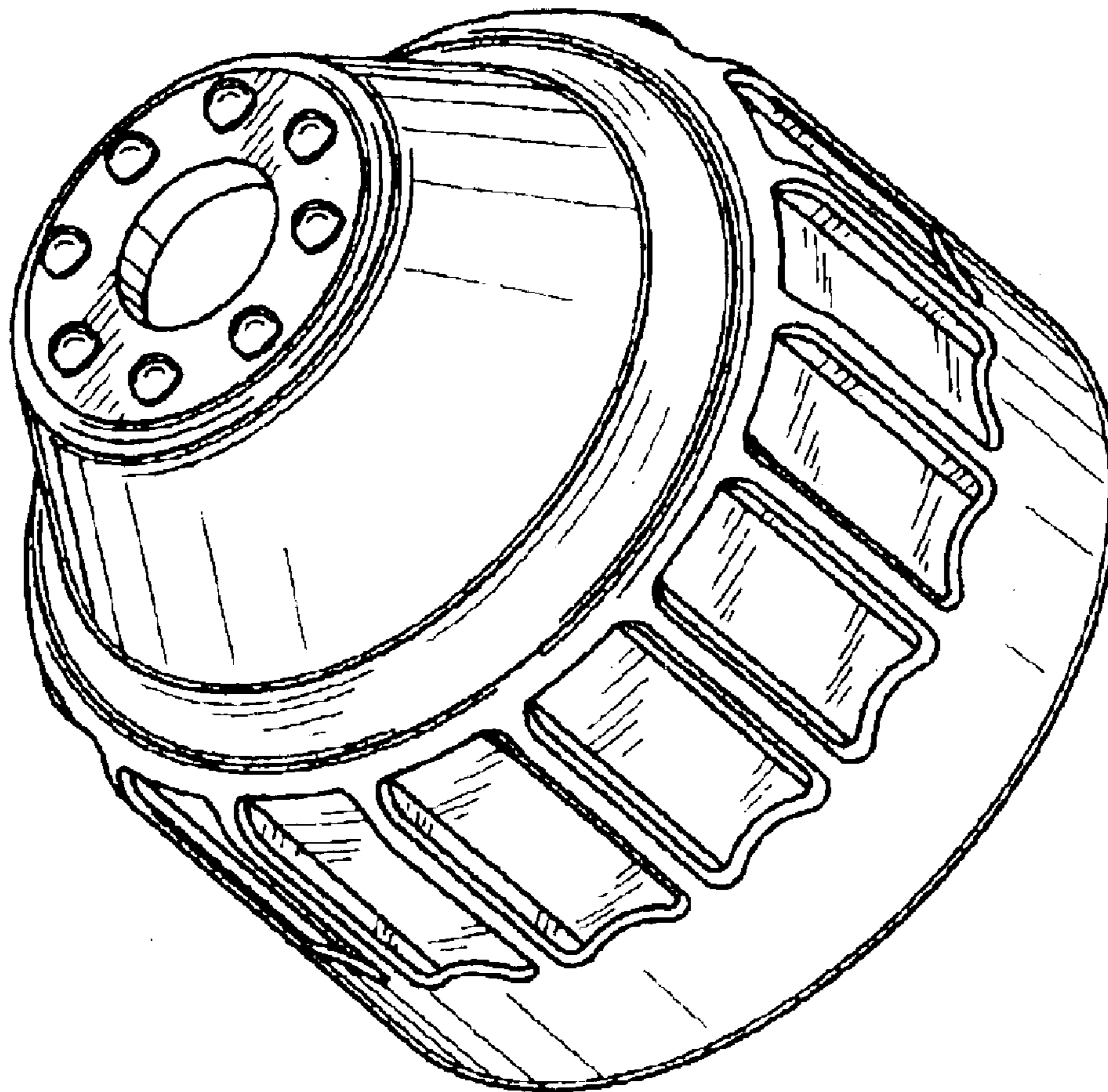
(56) **References Cited**

The underside of the device is hidden in use and its appearance is not claimed.

**U.S. PATENT DOCUMENTS**

5,613,978 A \* 3/1997 Harding ..... 606/181

**1 Claim, 1 Drawing Sheet**



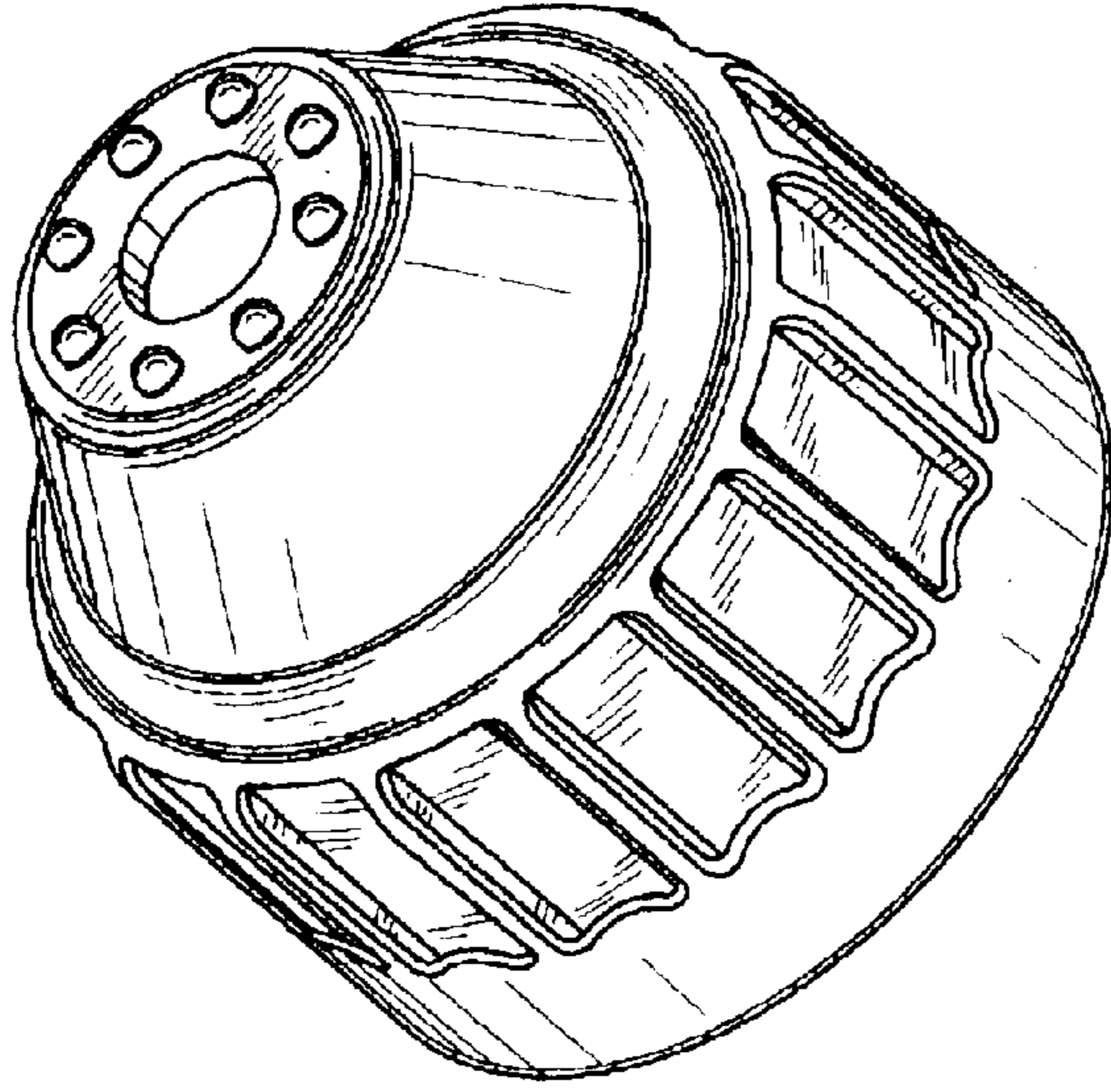


FIG. 1

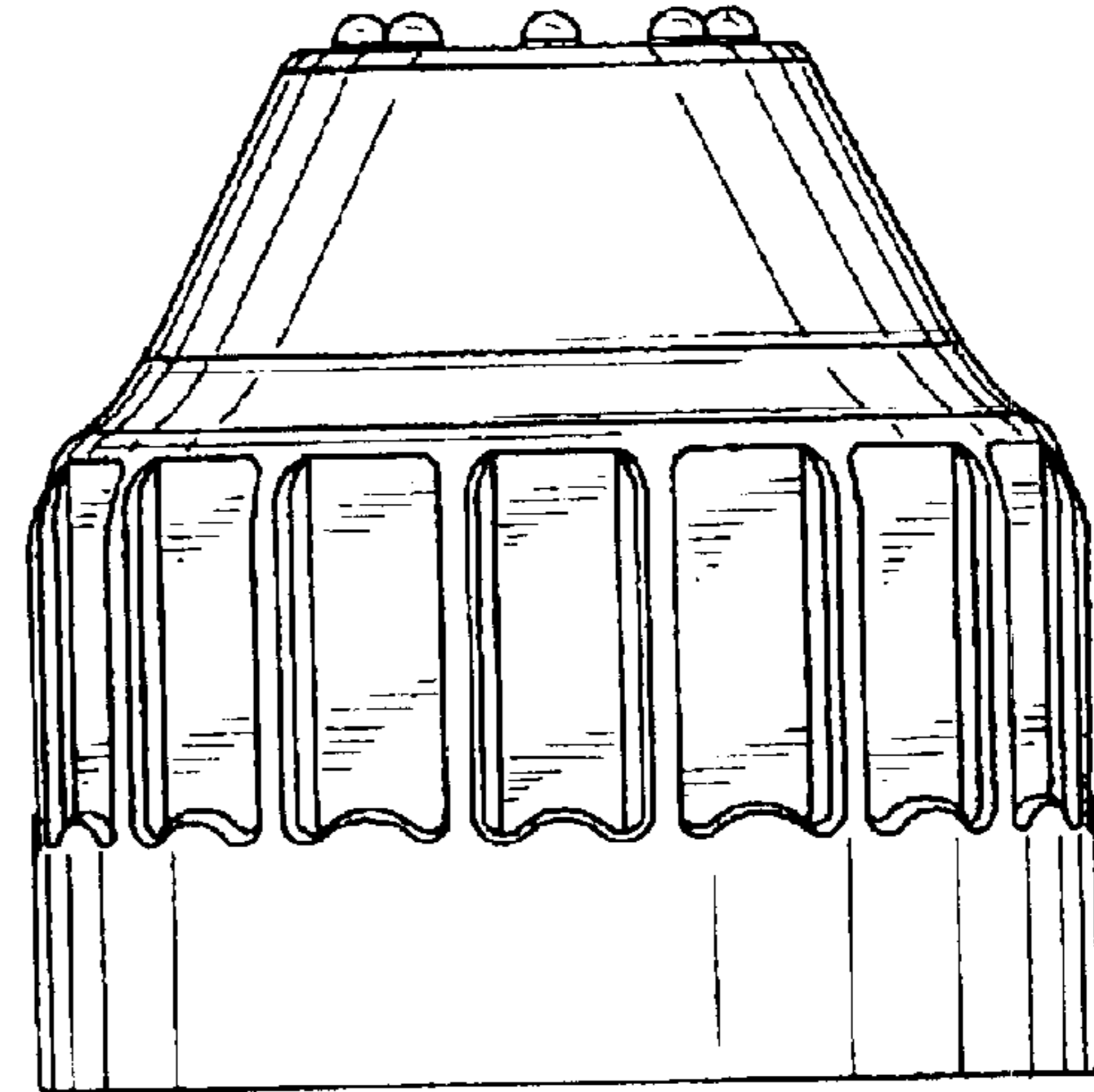


FIG. 2

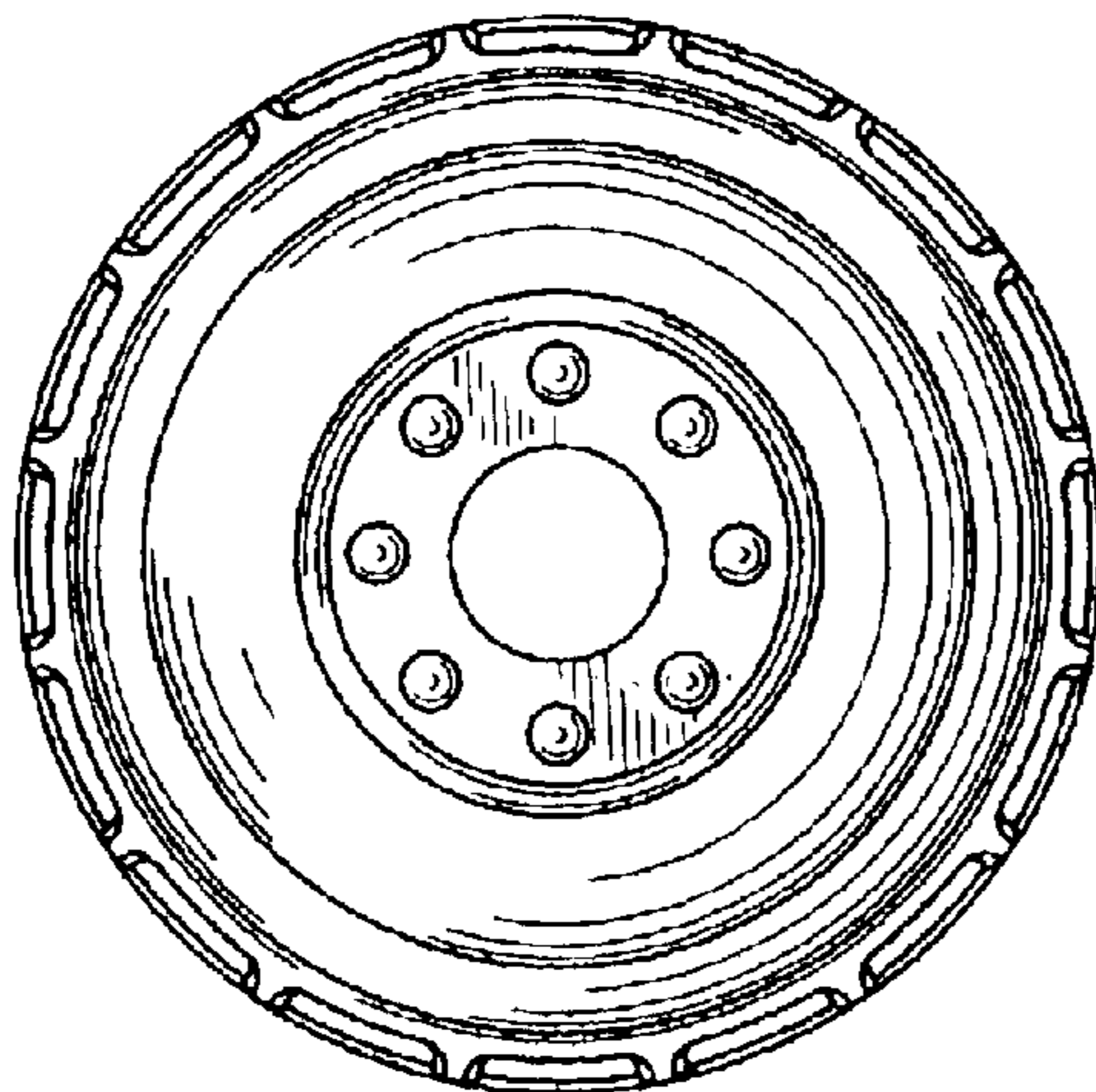


FIG. 3