

US00D496080S1

(12) **United States Design Patent** (10) **Patent No.:** **US D496,080 S**
Aponte (45) **Date of Patent:** **** Sep. 14, 2004**

(54) **TOY FIGURINE**

(76) Inventor: **Sandra Aponte**, 1460 Parkchester Rd.
1-D, Bronx, NY (US) 10462

(**) Term: **14 Years**

(21) Appl. No.: **29/187,416**

(22) Filed: **Jul. 30, 2003**

(51) **LOC (7) Cl.** **21-01**

(52) **U.S. Cl.** **D21/645**

(58) **Field of Search** D21/643-649,
D21/631, 639, 640, 634, 594, 621, 635;
D11/160; 446/268, 376-384

(56) **References Cited**

U.S. PATENT DOCUMENTS

2,194,460	A	*	3/1940	Heimann	446/378
2,448,668	A	*	9/1948	Geller	446/379
3,009,284	A	*	11/1961	Ryan	446/376
3,234,689	A	*	2/1966	Ryan	446/380
4,297,153	A	*	10/1981	Erickson et al.	156/63
D275,694	S	*	9/1984	Abbott et al.	D21/645
5,842,905	A	*	12/1998	Lee et al.	446/296
6,494,763	B1	*	12/2002	Hastey	446/376

OTHER PUBLICATIONS

Playthings, Mar. 1975, p. 10, Super Heroes Action Figures.*
Mattel Catalog, 1987, p. 98, doll # 3392.*

* cited by examiner

Primary Examiner—Lucy Lieberman

(74) *Attorney, Agent, or Firm*—Ostrolenk, Faber, Gerb &
Soffen, LLP

(57) **CLAIM**

The ornamental design for a toy figurine, as shown and described.

DESCRIPTION

FIG. 1 is a front perspective view of a toy figurine showing my new design;


FIG. 2 is a rear perspective view thereof; and

FIG. 3 is a front and side perspective view thereof.

FIG. 4 is a front view of the head portion of FIG. 1; and,
FIG. 5 shows details of the hand portion of FIG. 1.

The arms and hands are shown in different positions in the various views.

1 Claim, 4 Drawing Sheets






FIG. 1

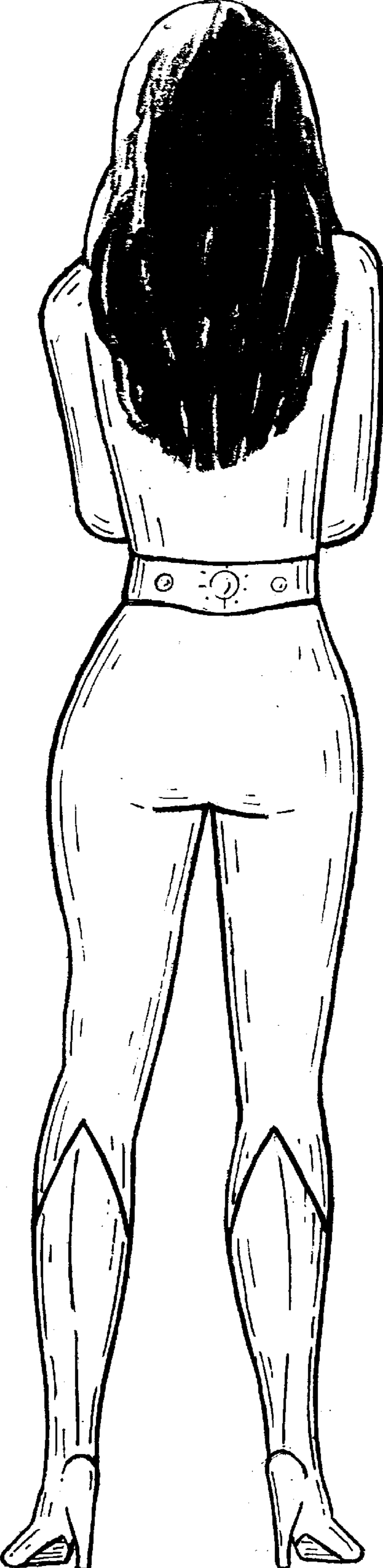


FIG. 2

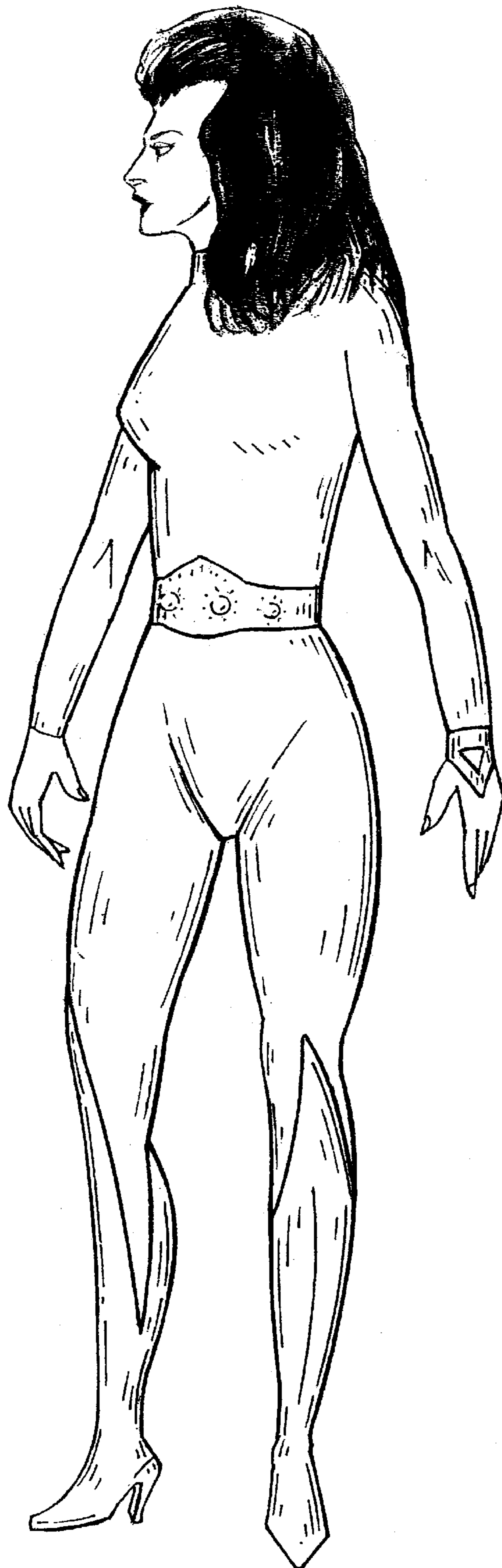


FIG. 3



FIG. 4

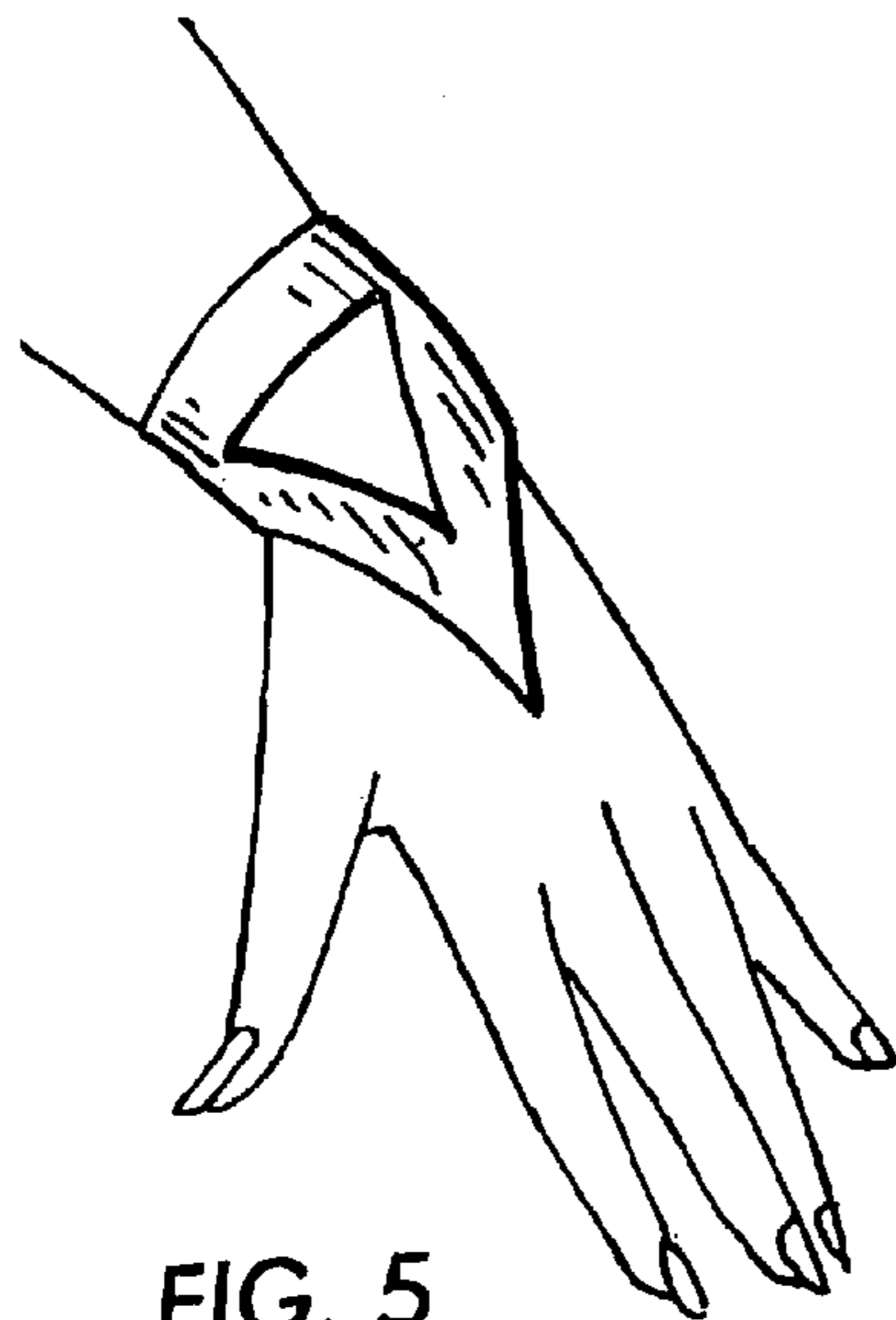


FIG. 5