



US00D496078S1

(12) **United States Design Patent** (10) **Patent No.:** **US D496,078 S**
DesRosier (45) **Date of Patent:** **** Sep. 14, 2004**

(54) **COMBINED DISABLED DOLL, HEARING AID UNIT, TOY SPORTS EQUIPMENT AND CLOTHING**

(76) Inventor: **Laurie M. DesRosier**, 6 Breezy Point, Acton, MA (US) 01720

(**) Term: **14 Years**

(21) Appl. No.: **29/198,331**

(22) Filed: **Jan. 28, 2004**

(51) **LOC (7) Cl.** **21-01**

(52) **U.S. Cl.** **D21/635**

(58) **Field of Search** D21/635, 631, D21/621, 643, 644, 649, 625, 634; D11/160; 446/369-372, 268; D20/31

(56) **References Cited**

U.S. PATENT DOCUMENTS

1,070,553 A	*	8/1913	Stevens	446/372
1,287,154 A	*	12/1918	Wells	446/372
1,754,558 A	*	4/1930	Ivey	446/371
D165,906 S	*	2/1952	Campbell	D21/594
D318,889 S	*	8/1991	Van Staagen et al.	D6/601
D330,396 S	*	10/1992	Barnes	D21/635
D362,698 S	*	9/1995	Hock	D21/621

OTHER PUBLICATIONS

People of Every Stripe! Catalog, 1997, three pages, dolls, [retrieved on Aug. 14, 1997], <URL:www.shellab.com/people/catalog.htm>.*

Lakeshore, 2002, p. 46, "Adaptive Equipment for dolls With Disabilities", [retrieved May 1, 2004]. Retrieved from internet using Google Advanced catalog search, <URL:www.lakeshorelearning.com>.*

TherAdapt, 2003, p. 80, "Disability Awareness Dolls", [retrieved May 1, 2004]. Retrieved from Internet using Google Advanced Catalog Search, <URL:www.theradapt.com>.* "Our Children Enterprises.com," descriptions of dolls and other information from website; downloaded Dec. 10, 2003 (6 pp.).

* cited by examiner

Primary Examiner—Lucy Lieberman

(74) *Attorney, Agent, or Firm*—Hamilton, Brook, Smith & Reynolds, P.C.

(57) **CLAIM**

The ornamental design for a combined disabled doll, hearing aid unit, toy sports equipment and clothing, as shown and described.

DESCRIPTION

FIG. 1 is a front view of a doll shown without clothing, toy sports equipment, hair and hearing aid unit and embodying the design of the present invention, one characteristic feature of which resides in the indicia on the doll.

FIG. 2 is a rear view thereof.

FIG. 3 is a side view as seen from the right of FIG. 1.

FIG. 4 is a side view as seen from the left of FIG. 1.

FIG. 5 is a top plan view thereof.

FIG. 6 is a bottom plan view thereof; and,

FIG. 7 is a perspective view of the combined disabled doll, hearing aid unit, toy sports equipment and clothing showing my new design with the hearing aid and hat in the exploded condition.

The doll is shown without the clothing, toy sports equipment, hearing aid unit and hair in FIGS. 1-6 to more completely disclose the doll.

1 Claim, 6 Drawing Sheets






FIG. 1

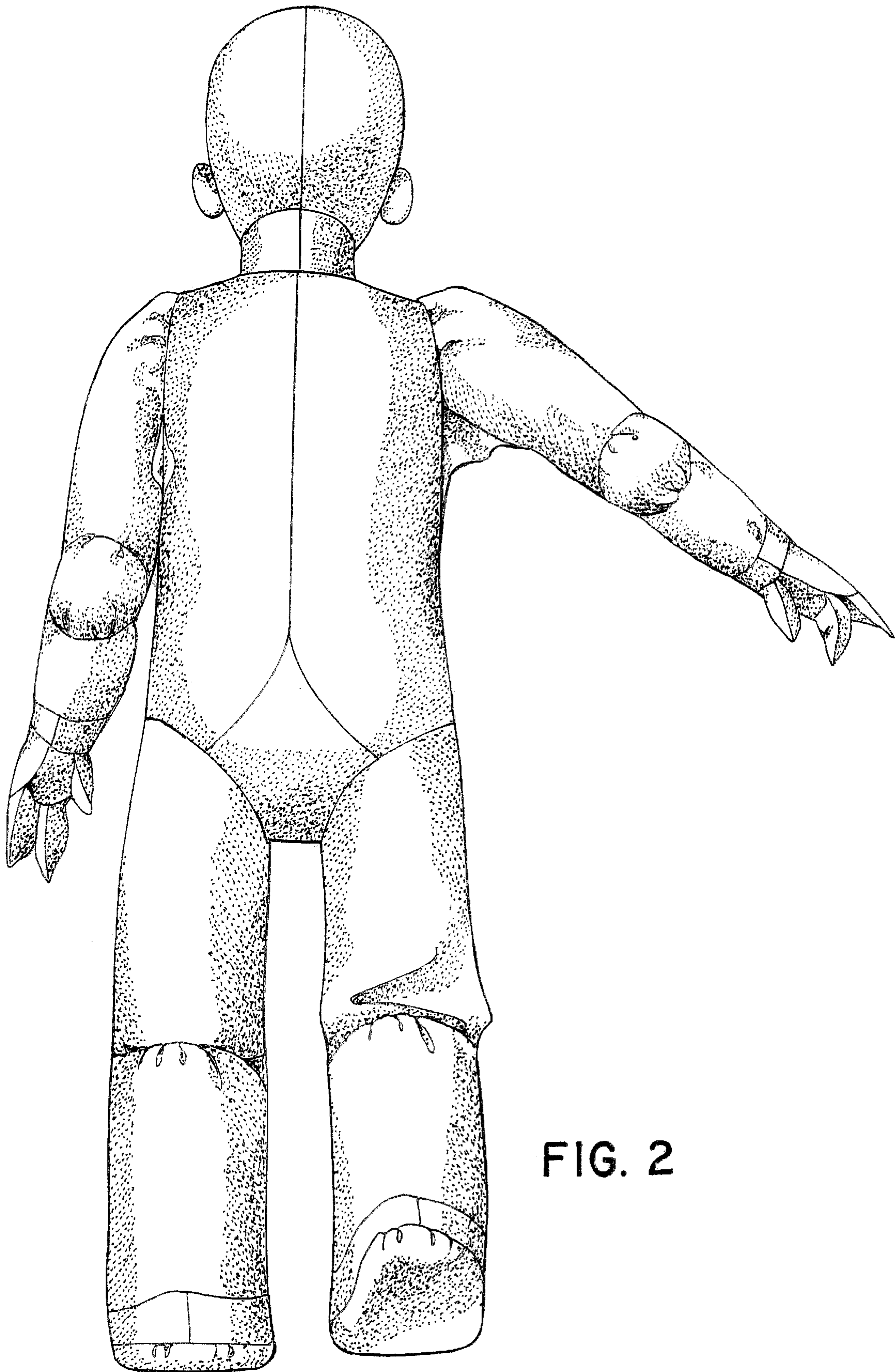


FIG. 2

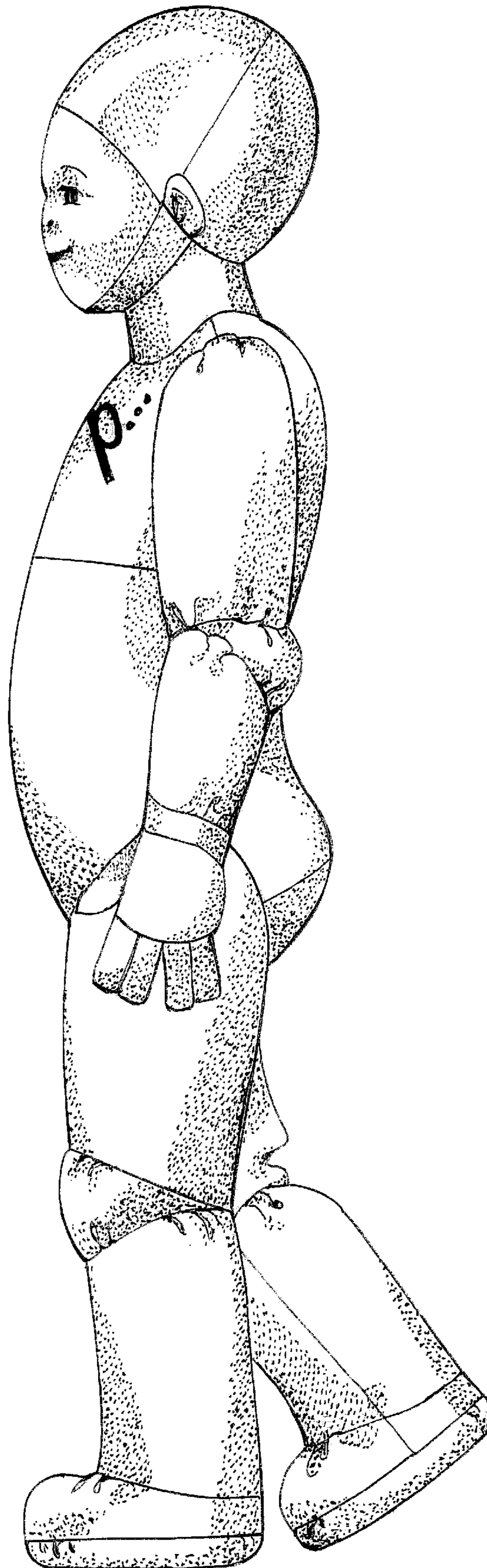


FIG. 3

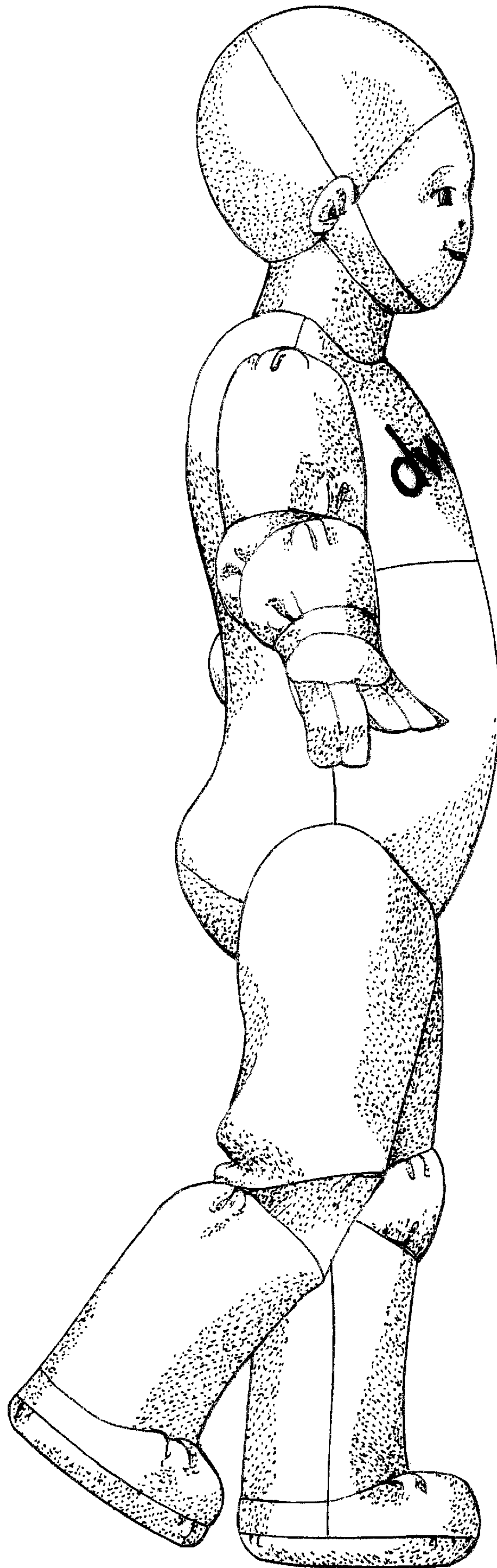


FIG. 4

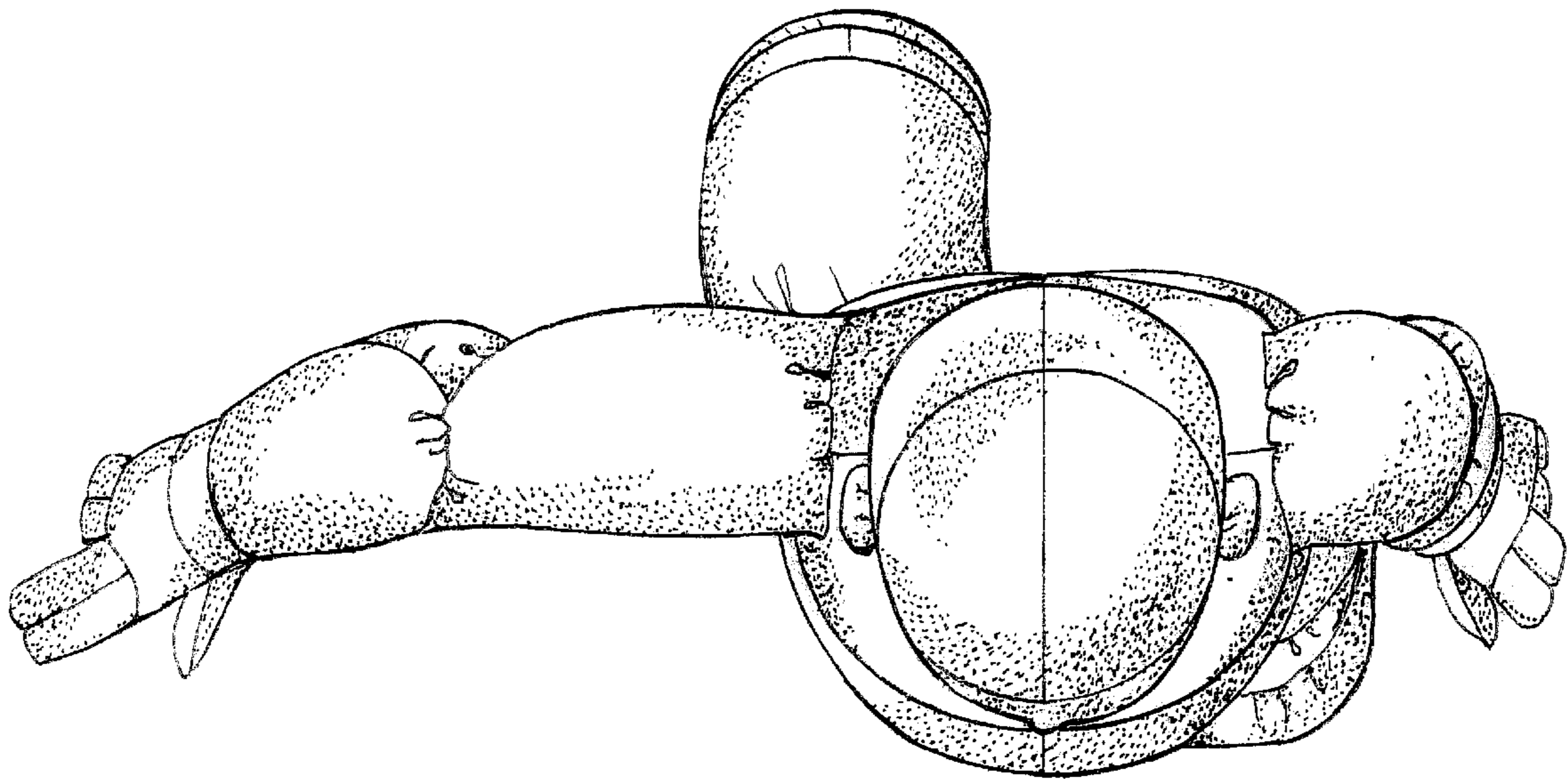


FIG. 5

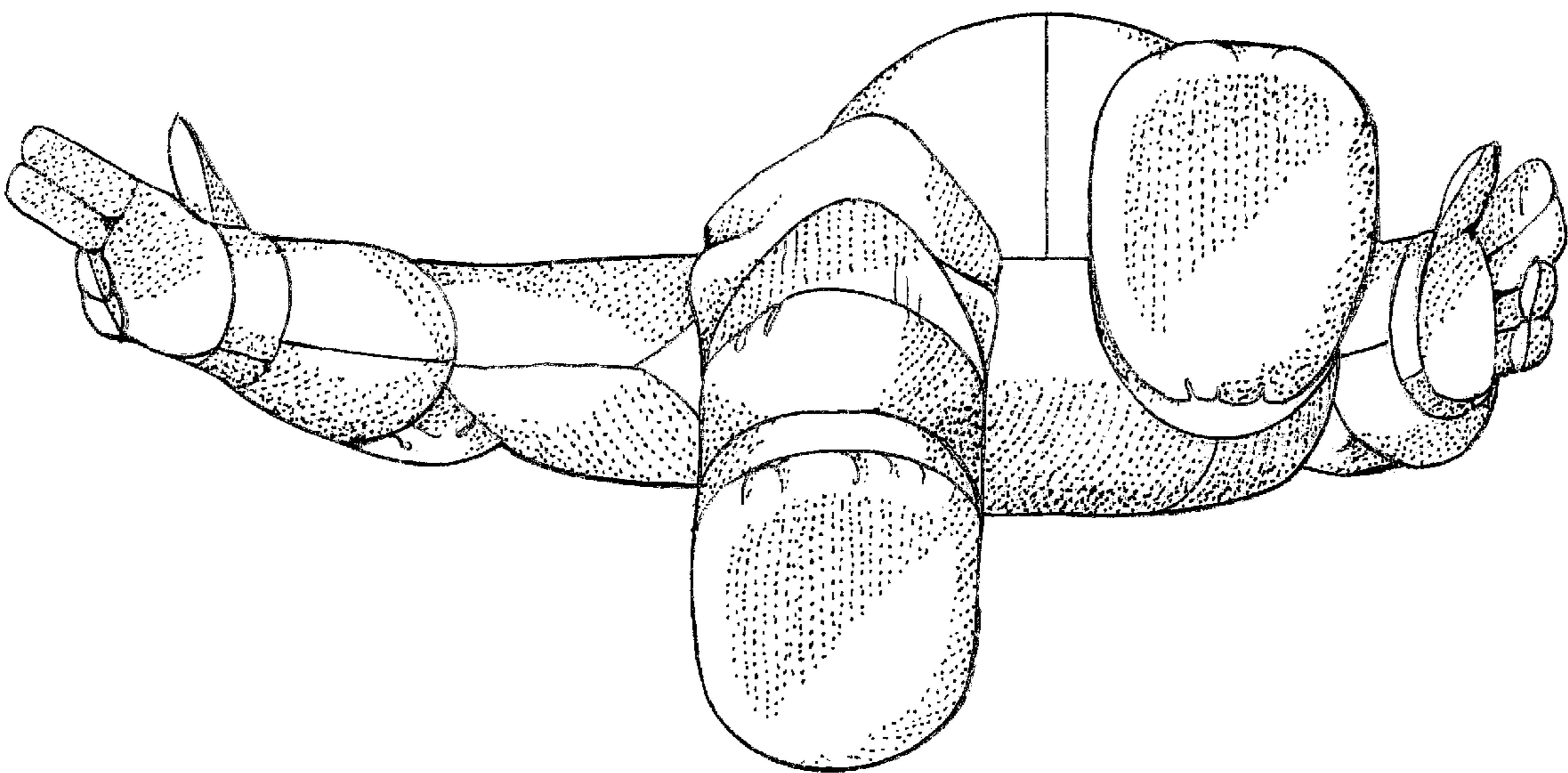


FIG. 6



FIG. 7