

US00D496076S1

(12) **United States Design Patent** (10) **Patent No.:** **US D496,076 S**
Klaus et al. (45) **Date of Patent:** **** Sep. 14, 2004**

(54) **TOY FIGURE** 5,112,268 A 5/1992 Klaus
5,114,377 A 5/1992 Cove Mercuri et al.
(75) Inventors: **Kathy A. Klaus, Alberta (CA); Patrick D. Bidwell, Alberta (CA)** D333,495 S 2/1993 Klaus
D334,952 S 4/1993 Davis et al.
(73) Assignee: **Educo International, Inc., Alberta (CA)** 5,230,631 A 7/1993 Halmaghi et al.
5,255,457 A 10/1993 Lipson
5,725,214 A 3/1998 Adams
5,836,802 A * 11/1998 Harnett 446/367
(**) Term: **14 Years** 6,089,949 A * 7/2000 Resper et al. 446/369
6,203,398 B1 3/2001 Lin
6,398,617 B1 6/2002 Nelson
6,524,112 B1 2/2003 Kiel
6,537,130 B1 3/2003 Lee et al.
(21) Appl. No.: **29/195,553** 2002/0182576 A1 12/2002 Kiel
(22) Filed: **Dec. 11, 2003**

Related U.S. Application Data

(63) Continuation-in-part of application No. 10/361,106, filed on Feb. 7, 2003, now Pat. No. 6,676,481.
(51) **LOC (7) Cl.** **21-01**
(52) **U.S. Cl.** **D21/621; D21/594; D21/635**
(58) **Field of Search** D21/621, 624, D21/631, 634, 635, 636, 408, 619, 587, 594, 476; D11/160; 446/268, 97-101, 376-384, 373-375, 322, 323, 320, 385, 331, 332, 354, 356

References Cited

U.S. PATENT DOCUMENTS

1,325,651 A * 12/1919 Pajeau 446/382
D62,409 S * 5/1923 Pajeau D21/621
2,144,751 A * 1/1939 Brown 446/73
D113,540 S * 2/1939 Pajeau D21/577
D139,137 S * 10/1944 Gravitt D21/636
D139,138 S * 10/1944 Gravitt D21/636
D140,824 S * 4/1945 Nesbit D21/631
2,402,861 A * 6/1946 Winnick 446/227
2,421,279 A * 5/1947 Marty 446/331
2,455,430 A * 12/1948 Luckhaupt 446/331
D153,544 S * 4/1949 Packman D21/408
D153,545 S * 4/1949 Packman D21/408
D153,546 S * 4/1949 Packman D21/408
D153,547 S * 4/1949 Packman D21/408
4,603,853 A 8/1986 Satterthwaite
4,878,670 A 11/1989 Bernauer
D309,165 S 7/1990 Kaplan et al.

FOREIGN PATENT DOCUMENTS

GB 2038067 7/1980

OTHER PUBLICATIONS

Home Lighting & Accessories, May, 1979, p. 15, "Torino" robot lamps.*

* cited by examiner

Primary Examiner—Lucy Lieberman
(74) *Attorney, Agent, or Firm*—John Smith-Hill; Smith-Hill and Bedell


(57) **CLAIM**

The new and ornamental design for a toy figure, as shown and described.

DESCRIPTION

FIG. 1 is a perspective view of a toy figure showing our new design,
FIG. 2 is a rear elevation thereof,
FIG. 3 is a top plan view thereof,
FIG. 4 is a front elevation thereof,
FIG. 5 is a bottom plan view thereof,
FIG. 6 is a side elevation as seen from the right side of FIG. 4, the opposite side is a mirror image thereto; and,
FIG. 7 is a front elevation of the toy figure in an elongated position shown fitted to a wire maze.
The broken lines showing a wire maze in FIG. 7 are for illustrative purposes only and do not form part of the claimed design.

1 Claim, 3 Drawing Sheets



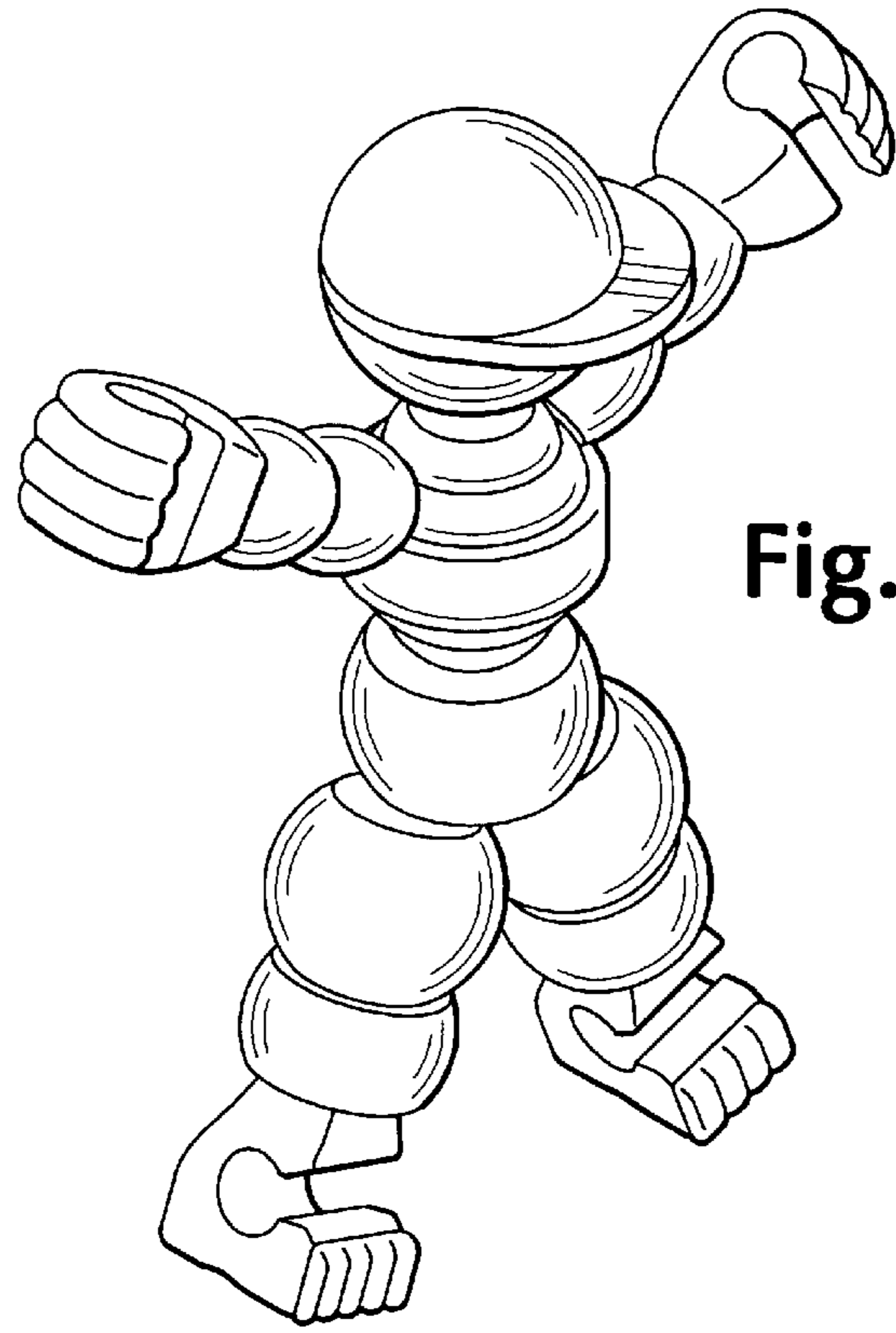


Fig.1

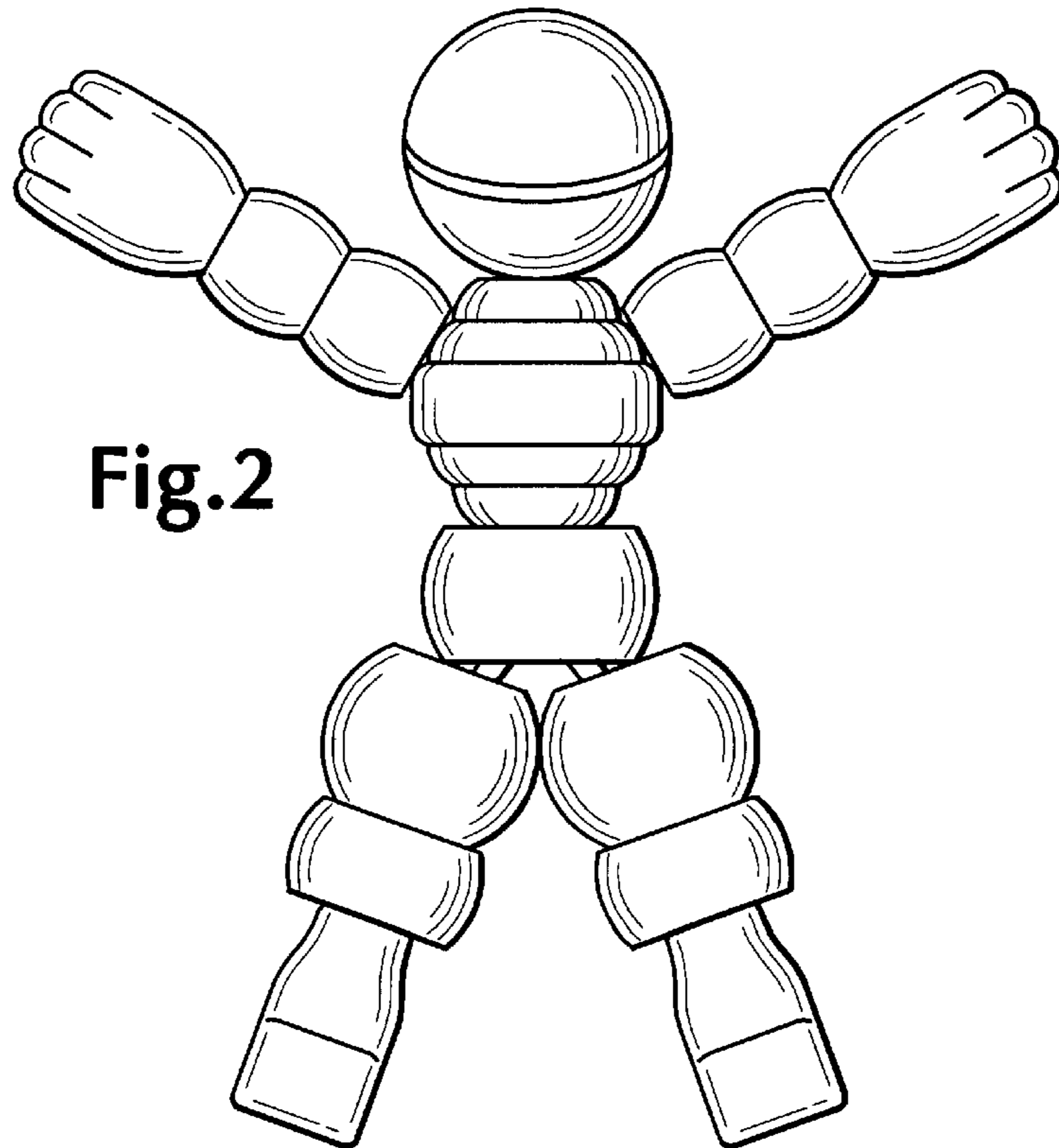


Fig.2

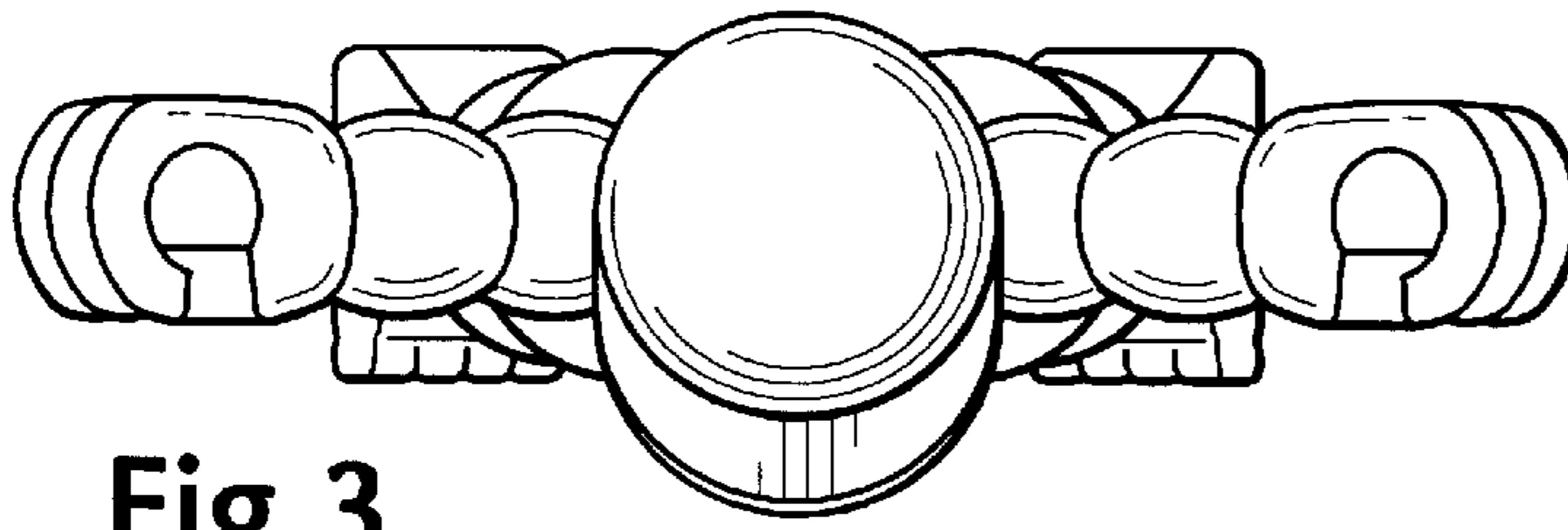


Fig.3

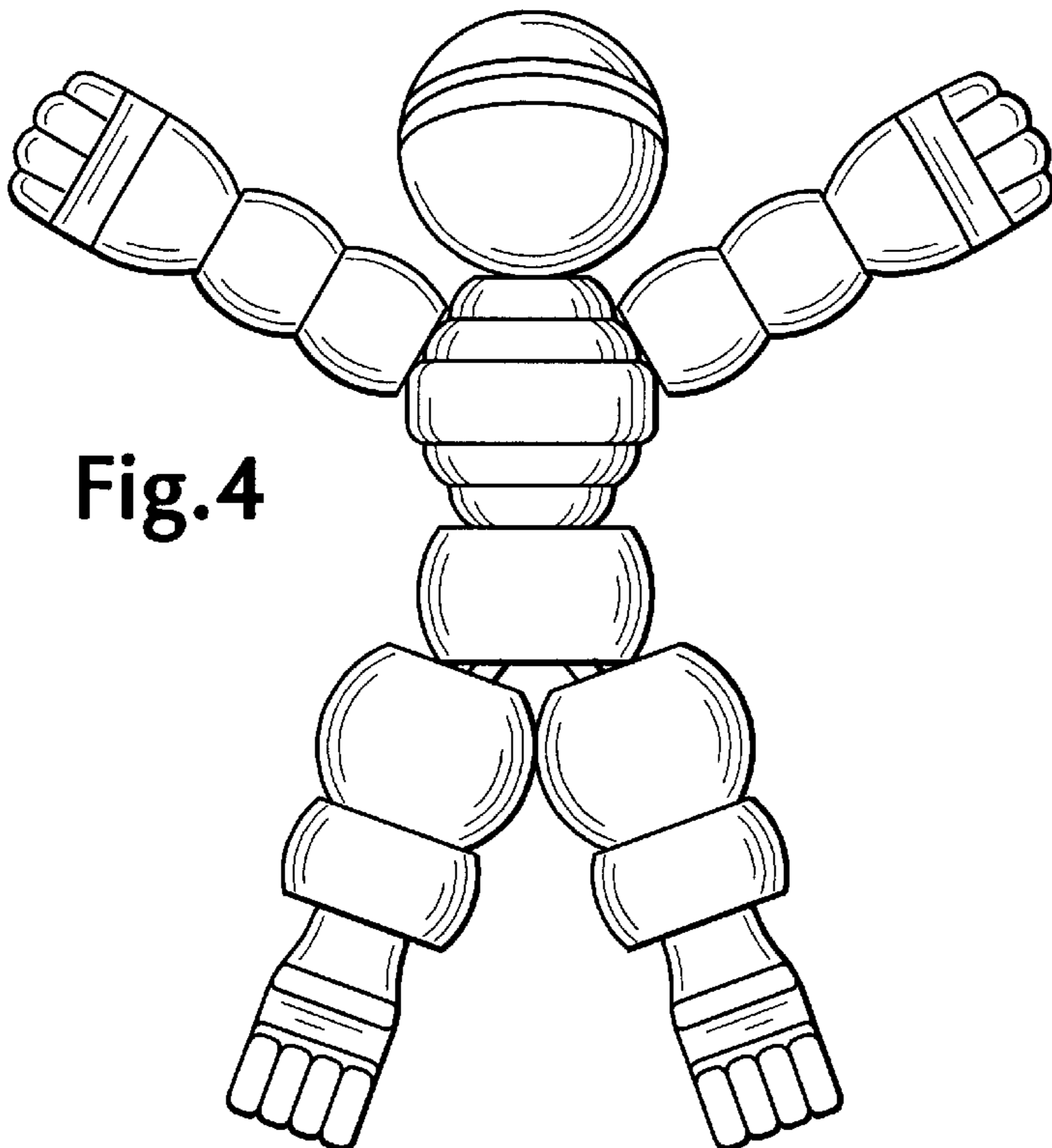


Fig.4

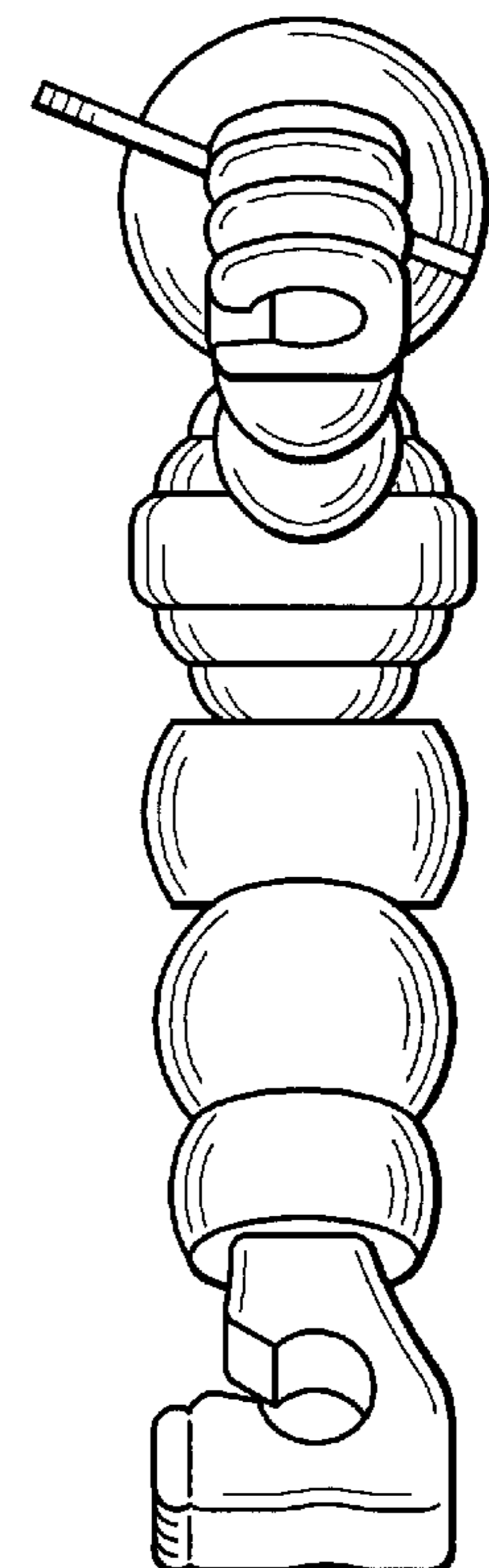


Fig.6

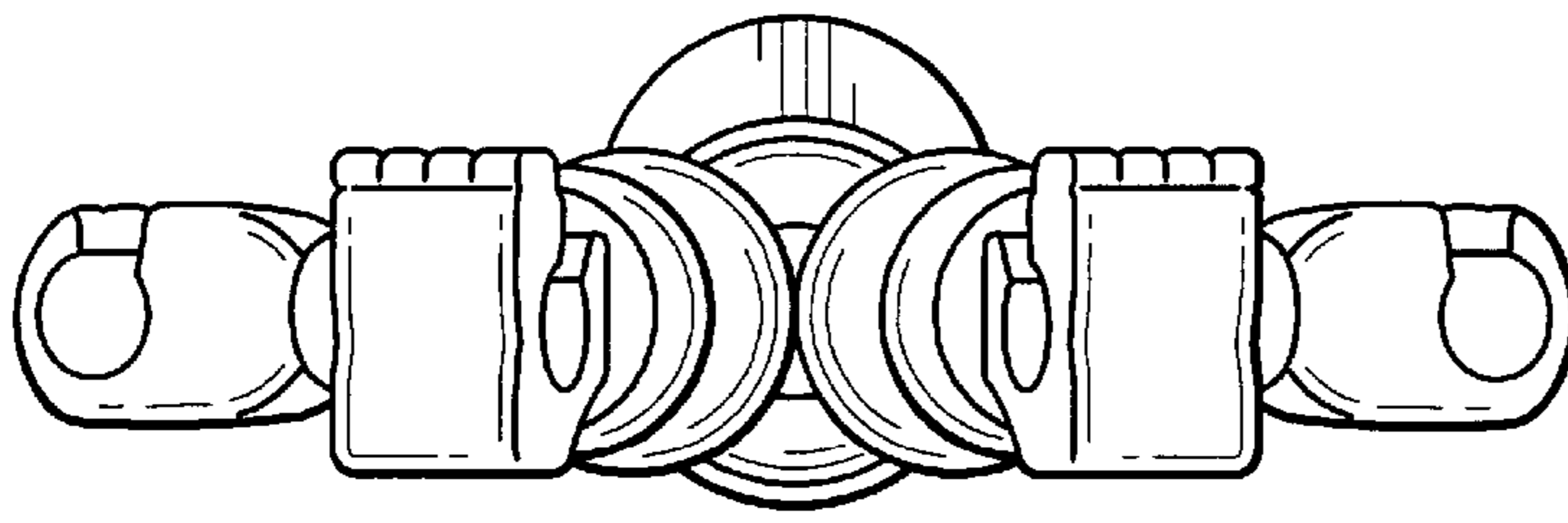


Fig.5

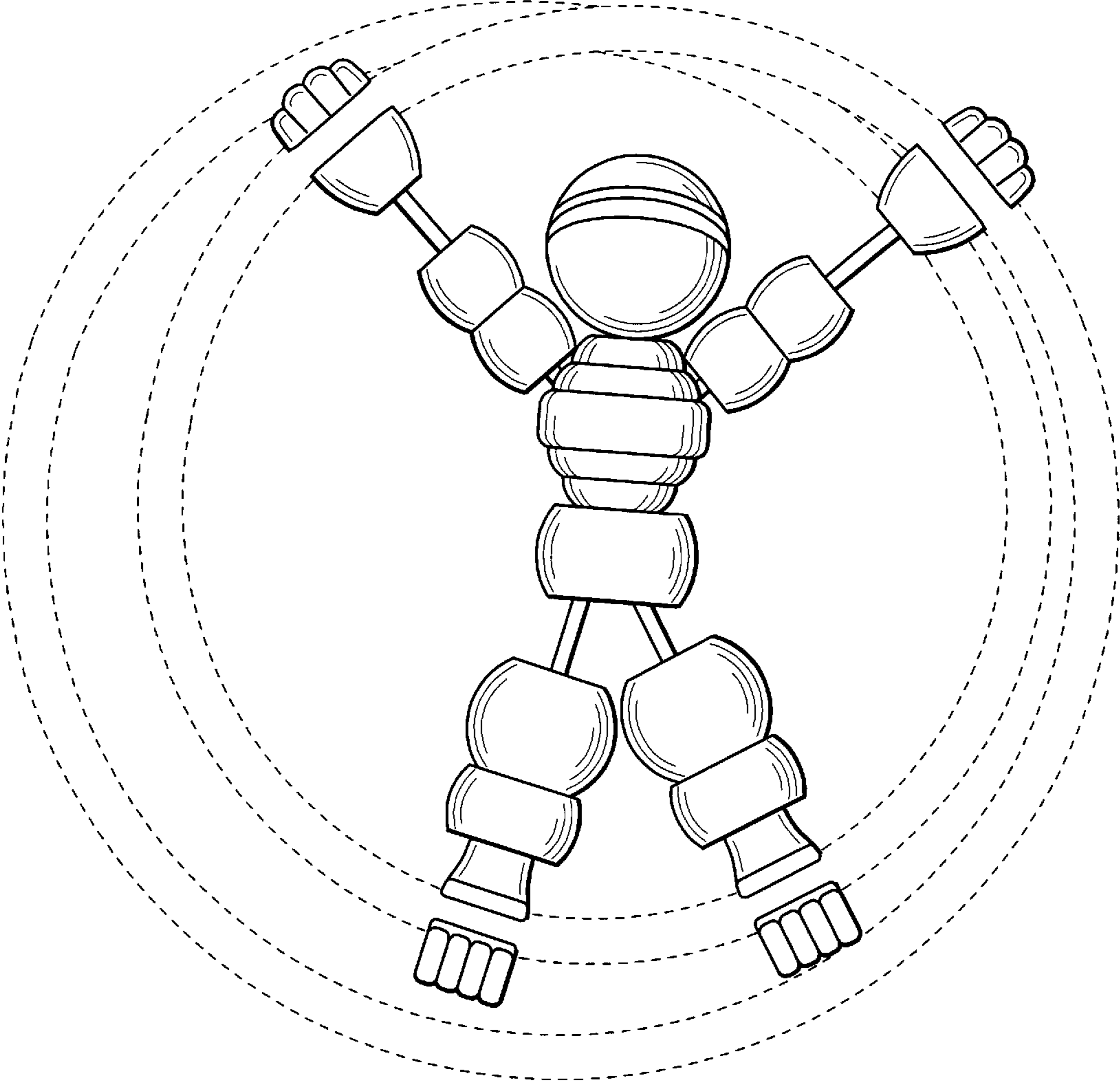


Fig.7