

US00D496067S1

(12) **United States Design Patent**
Miller

(10) **Patent No.: US D496,067 S**
(45) **Date of Patent: ** Sep. 14, 2004**

(54) **ILLUMINATED SINGLE-HEART ZIPPERED BINDER**

(75) Inventor: **Anne M. Miller**, Manhattan Beach, CA (US)

(73) Assignee: **Kittrich Corporation**, La Mirada, CA (US)

(**) Term: **14 Years**

(21) Appl. No.: **29/193,287**

(22) Filed: **Nov. 7, 2003**

(51) **LOC (7) Cl.** **19-04**

(52) **U.S. Cl.** **D19/26**

(58) **Field of Search** D3/301, 303; D6/631; D19/26, 27, 28, 29, 30, 31, 32, 33, 86; 281/15.1, 21.1, 29, 30, 34, 38, 40, 41; 402/1, 3, 4, 22, 23, 24, 70, 73, 74, 79, 500, 501

(56) **References Cited**

U.S. PATENT DOCUMENTS

- 5,219,437 A * 6/1993 Moor et al. 281/29
- D403,915 S * 1/1999 Temple et al. D6/631
- D429,497 S * 8/2000 Wyant D19/26

- 6,241,414 B1 * 6/2001 Wien 402/73
- 6,478,336 B2 * 11/2002 Tran 281/29
- D478,623 S * 8/2003 Wilburn D19/26
- D486,030 S * 2/2004 Bergh D6/632
- D487,481 S * 3/2004 Harris et al. D19/26

* cited by examiner

Primary Examiner—Elizabeth Albert

(74) *Attorney, Agent, or Firm*—Albert O. Cota



(57) **CLAIM**

The ornamental design for an illuminated single-heart zippered binder, as shown and described.

DESCRIPTION

FIG. 1 is a front elevational view of an illuminated single-heart zippered binder showing my design; FIG. 2 is a rear elevational view thereof; FIG. 3 is a right-side elevational view thereof; FIG. 4 is a left-side elevational view thereof; FIG. 5 is an enlarged top plan view thereof; and, FIG. 6 is an enlarged bottom plan view thereof. The short broken lines in the drawings represent a pattern of stitching.

1 Claim, 4 Drawing Sheets






FIG. 1




FIG. 2

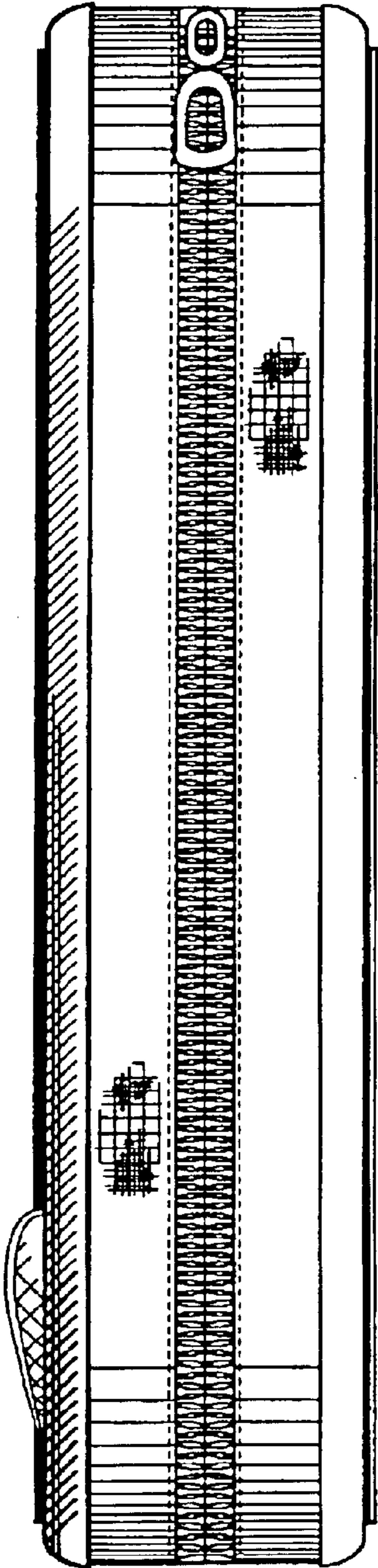


FIG. 3




FIG. 4

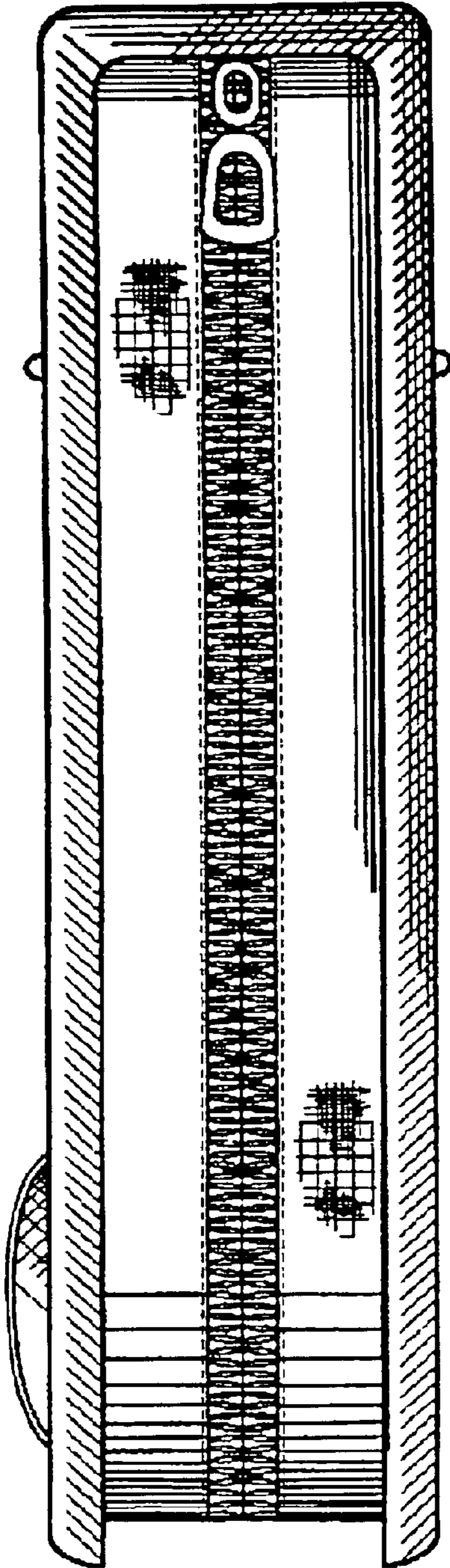


FIG. 5

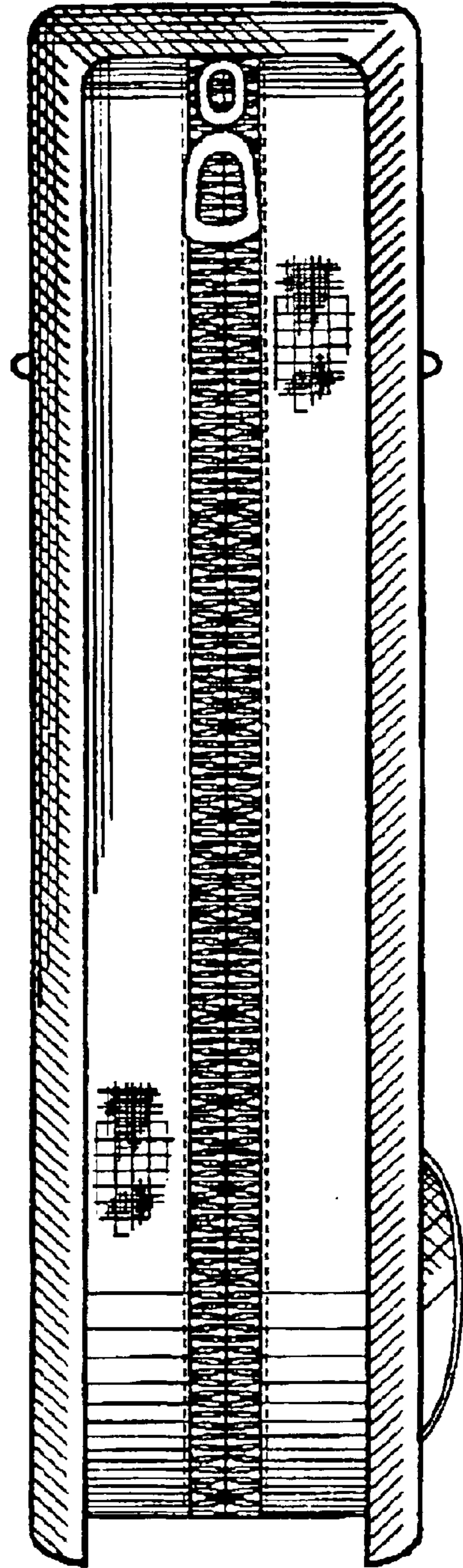


FIG. 6