

US00D496032S1

(12) **United States Design Patent** (10) **Patent No.:** **US D496,032 S**  
**Cruikshank et al.** (45) **Date of Patent:** **\*\* Sep. 14, 2004**

(54) **KIOSK**

(75) Inventors: **Terry L. Cruikshank**, Cherry Hill, NJ (US); **Ronald L. Bowers**, Cedarburg, WI (US); **Barry L. McElreath**, Moorestown, NJ (US); **Jeffrey J. Herrenbruck**, Port Washington, WI (US)

(73) Assignee: **Oki Data Americas, Inc.**, Mt. Laurel, NJ (US)

(\*\*) Term: **14 Years**

(21) Appl. No.: **29/170,570**

(22) Filed: **Nov. 7, 2002**

D353,618 S \* 12/1994 Hiraishi et al. .... D18/53  
D366,061 S \* 1/1996 Likins et al. .... D18/57  
D374,461 S 10/1996 Greenlee  
D377,197 S 1/1997 McKoy, Sr.  
D378,534 S 3/1997 Kato et al.  
H1708 H 2/1998 Davidson et al.  
D394,458 S 5/1998 Watanabe et al.  
D401,973 S \* 12/1998 Isshiki et al. .... D20/10  
D421,464 S \* 3/2000 Risolia ..... D20/6  
D430,867 S \* 9/2000 Smith et al. .... D14/308  
D434,078 S 11/2000 Matsumoto  
D438,569 S 3/2001 Hofmann  
D441,170 S \* 4/2001 Ciesko et al. .... D99/28  
D449,726 S 10/2001 Lin  
D452,884 S 1/2002 Metral  
D456,587 S 4/2002 Kit et al.

\* cited by examiner

(51) **LOC (7) Cl.** ..... **14-02**

(52) **U.S. Cl.** ..... **D14/302; D99/28; D20/10**

(58) **Field of Search** ..... D20/1-6, 10, 39, D20/40, 42, 99; D14/300-308; D18/52, 53; D99/28; 40/584, 624; 235/379, 380, 381, 382

*Primary Examiner*—Robert M. Spear  
(74) *Attorney, Agent, or Firm*—Akin Gump Strauss Hauer & Feld LLP

(57) **CLAIM**

The ornamental design for a kiosk, as shown and described.

**DESCRIPTION**

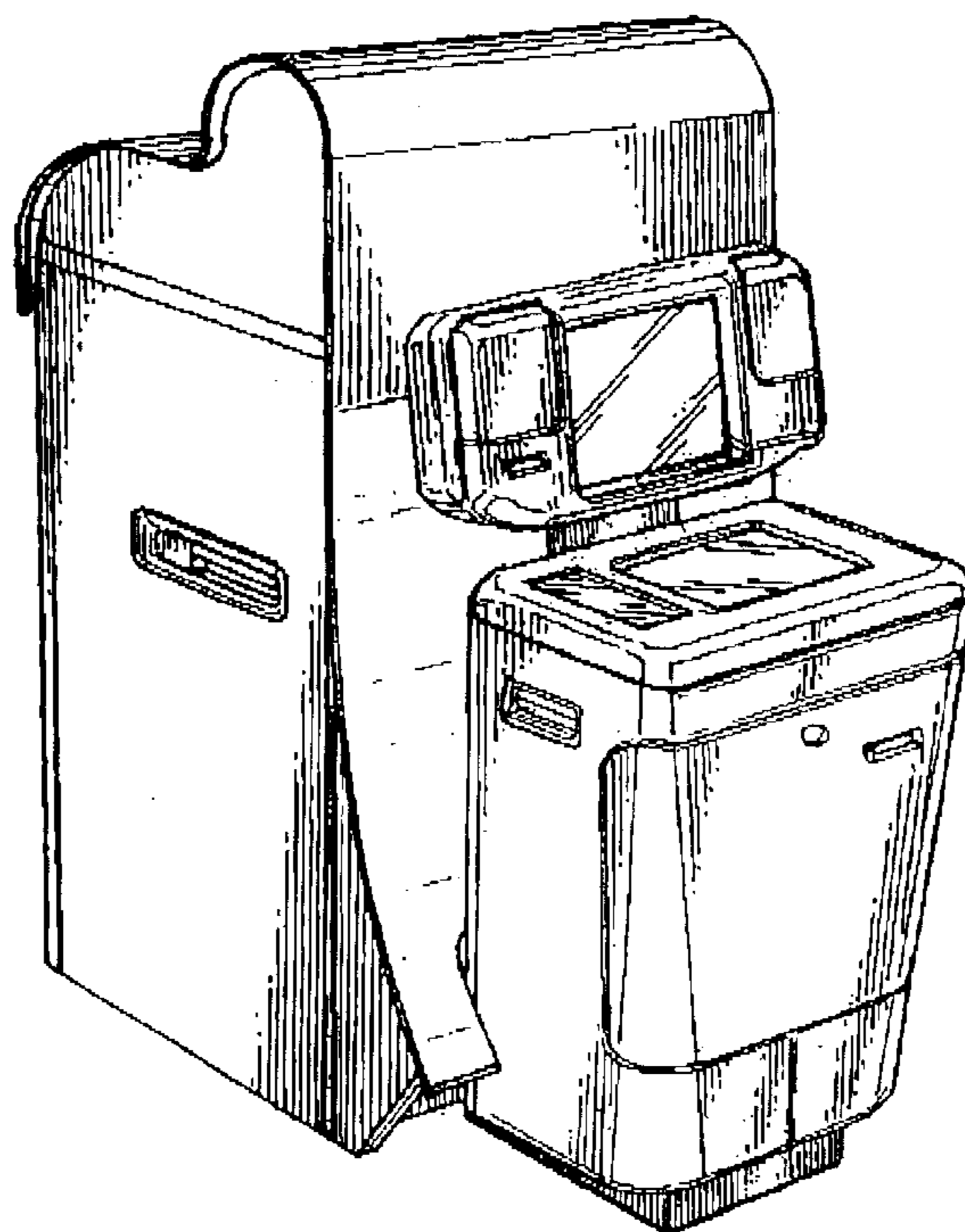
FIG. 1 is a front perspective view of a kiosk in accordance with our new design;  
FIG. 2 is a top plan view thereof;  
FIG. 3 is a bottom plan view thereof;  
FIG. 4 is a front elevational view thereof;  
FIG. 5 is a rear elevational view thereof;  
FIG. 6 is a left side elevational view thereof; and,  
FIG. 7 is a right side elevational view thereof.

**1 Claim, 3 Drawing Sheets**

(56) **References Cited**

**U.S. PATENT DOCUMENTS**

D132,574 S \* 5/1942 Davidson et al. .... D18/53  
D152,588 S \* 2/1949 Brundage ..... D20/5  
D171,456 S \* 2/1954 Mitchell ..... D18/53  
D171,690 S \* 3/1954 Dreyfuss et al. .... D18/53  
D171,691 S \* 3/1954 Dreyfuss et al. .... D18/53  
2,769,516 A \* 11/1956 Hensley, Jr. .... 194/210  
D195,643 S \* 7/1963 Andres ..... D20/2  
D204,329 S \* 4/1966 Simmons ..... D18/6  
D340,257 S \* 10/1993 Ishida et al. .... D18/53



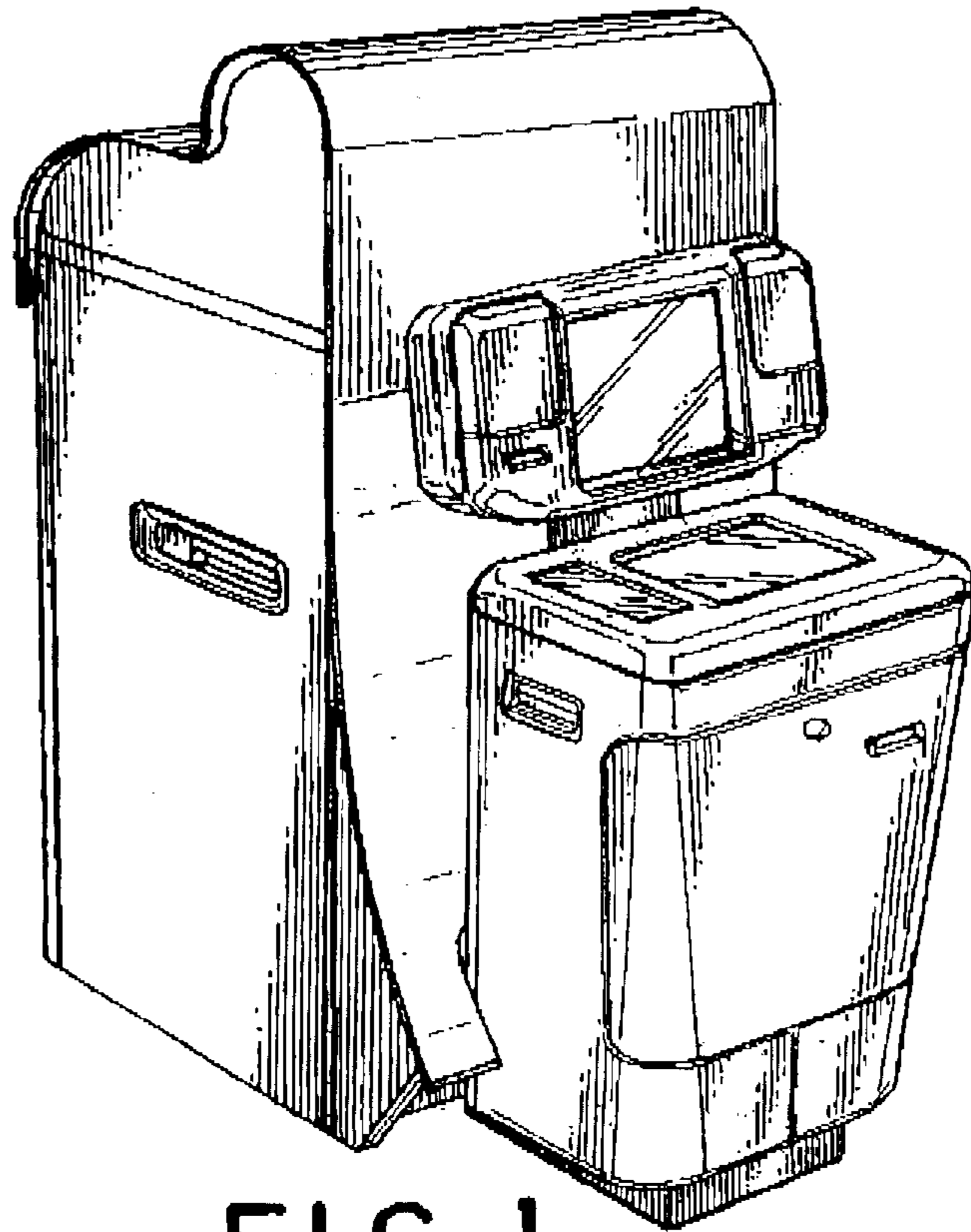


FIG. 1




FIG. 2

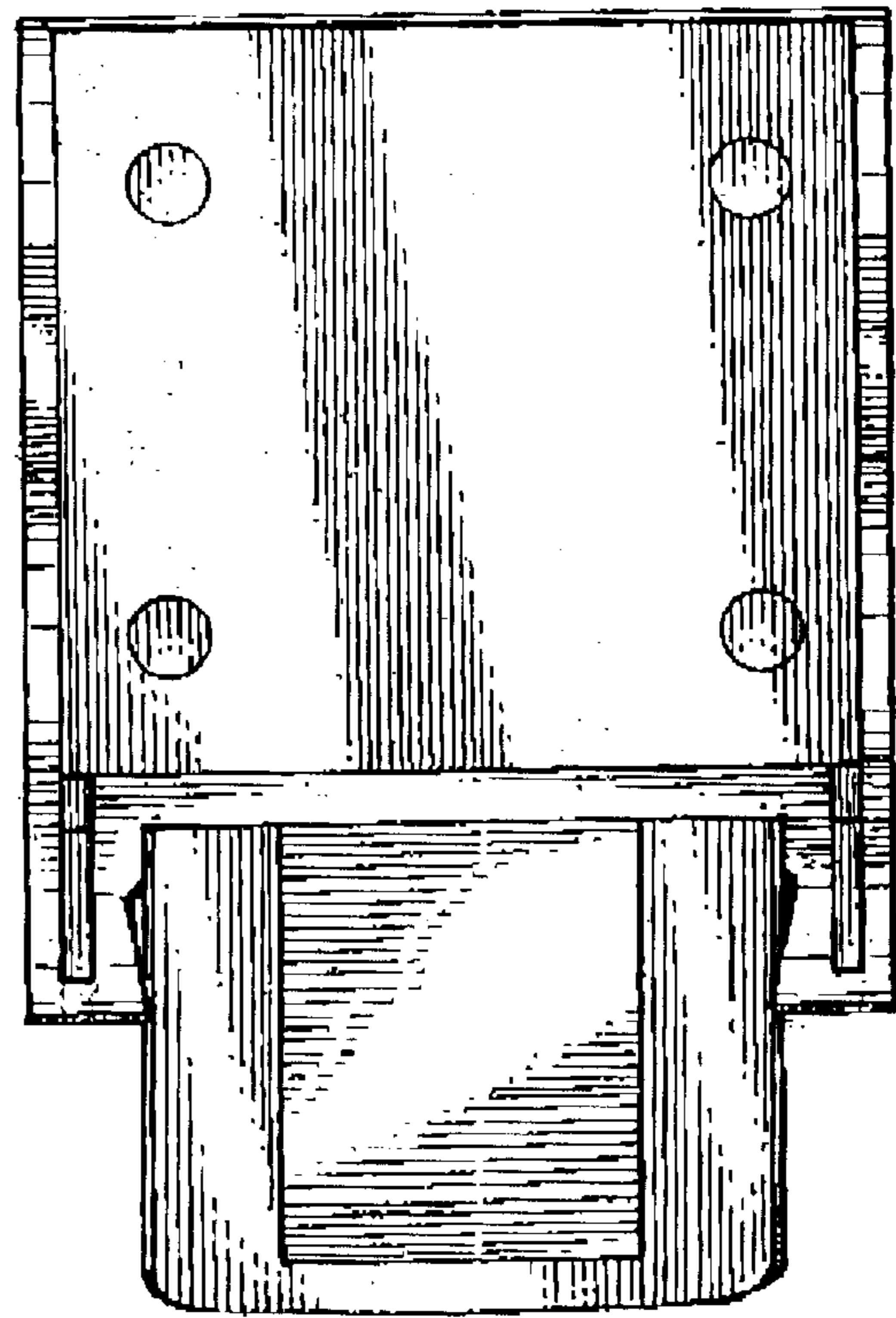


FIG. 3

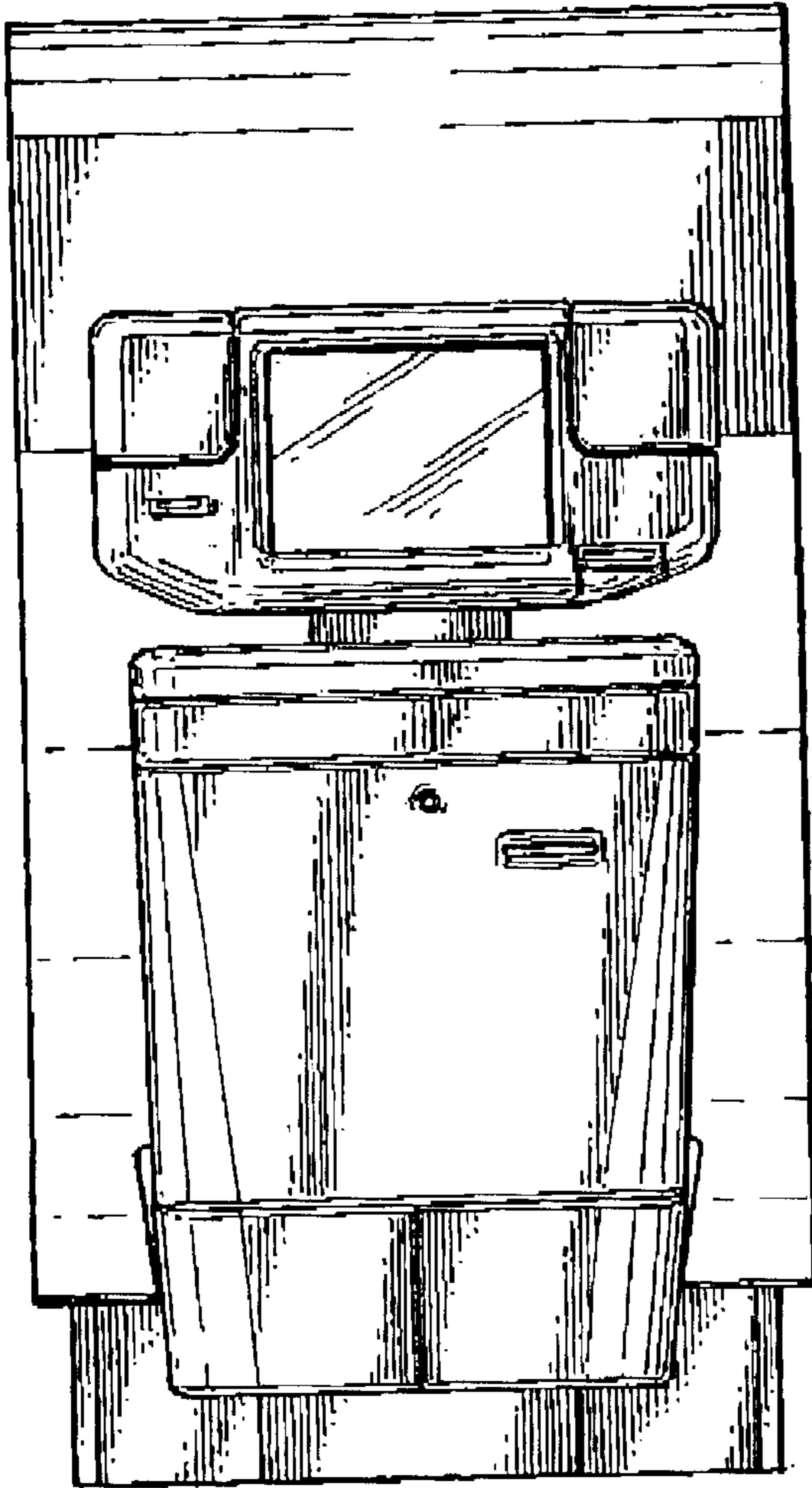


FIG. 4

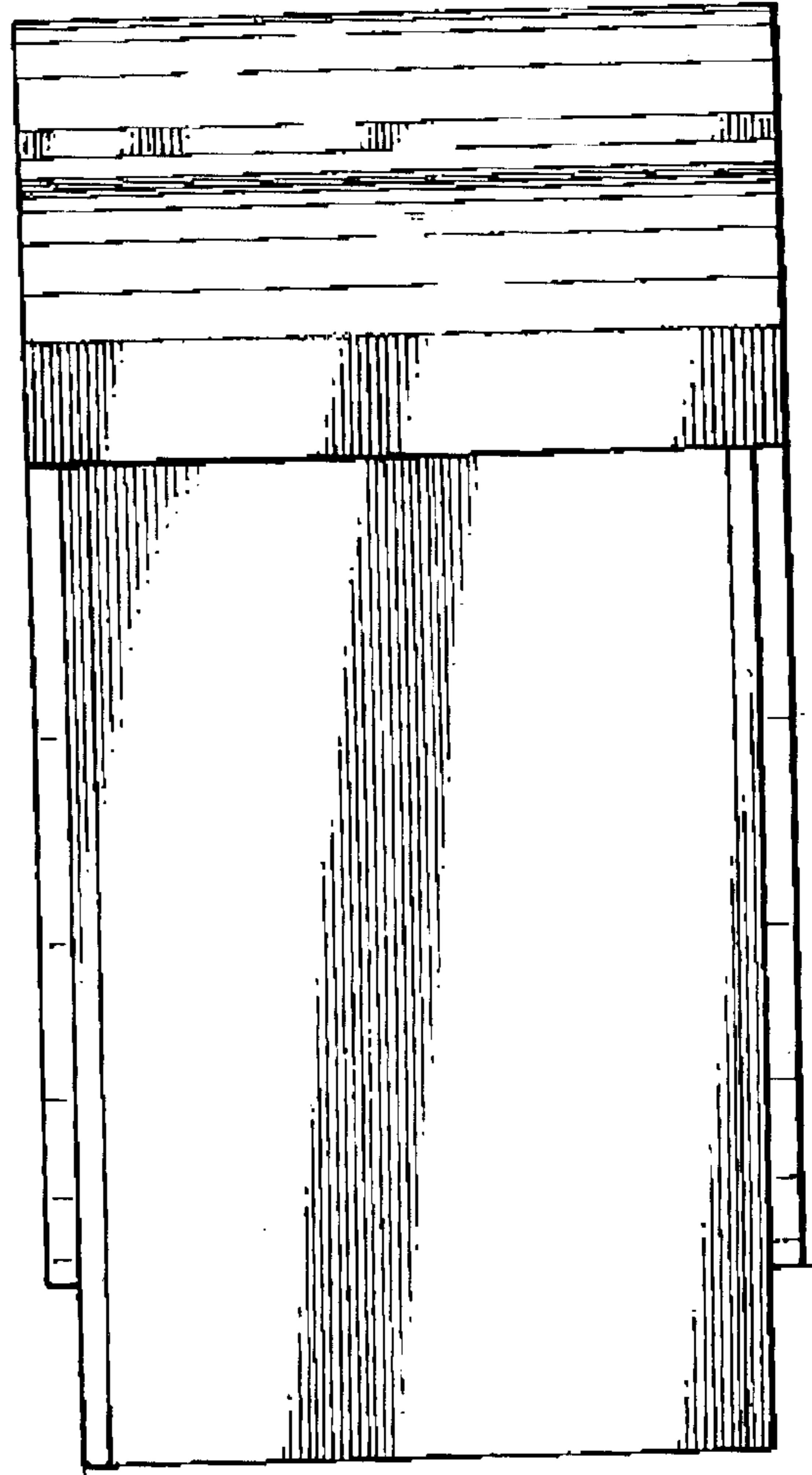


FIG. 5

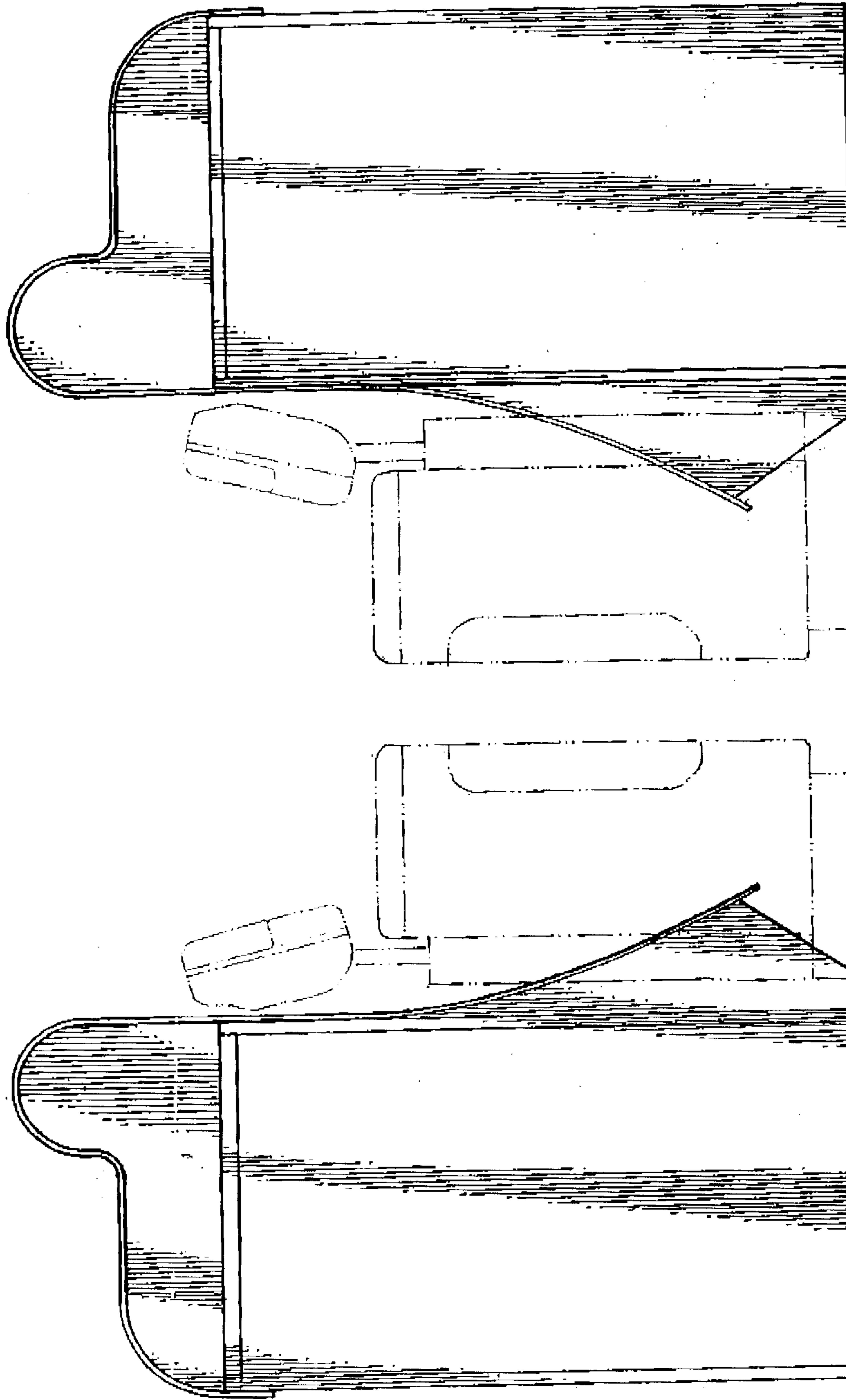


FIG. 7

FIG. 6

**UNITED STATES PATENT AND TRADEMARK OFFICE**  
**Certificate**

Patent No. D. 496,032 S

Patented: September 14, 2004

On petition requesting issuance of a certificate for correction of inventorship pursuant to 35 U.S.C. 256, it has been found that the above identified patent, through error and without any deceptive intent, improperly sets forth the inventorship.

Accordingly, it is hereby certified that the correct inventorship of this patent is: Terry L. Cruikshank, Cherry Hill, NJ (US); Ronald L. Bowers, Cedarburg, WI (US); Barry L. McElreath, Moorestown, NJ (US); Jeffrey J. Herrenbruck, Port Washington, WI (US); and Benjamin Cuyler, Jr., Willingboro, NJ (US).

Signed and Sealed this Eighteenth Day of July 2006.

CARON D. VEYNAR  
*Supervisory Patent Examiner*  
Art Unit 2913