

US00D496030S1

(12) **United States Design Patent**  
**Harbeke**

(10) **Patent No.: US D496,030 S**  
(45) **Date of Patent: \*\* Sep. 14, 2004**

(54) **MICROPHONE**

D459,718 S \* 7/2002 Ma et al. .... D14/225

(75) Inventor: **Christian Harbeke, Zurich (CH)**

**OTHER PUBLICATIONS**

(73) Assignee: **Phonak Communications AG,**  
**Courgevaux (CH)**

Lexis Phonic Ear Specification.  
Lexis Product Information.  
Logic M TX FM Transmitter User's Manual.  
Phonak Hearing Systems, TX3 HandyMic/Wireless Micro-  
phone Technical Data Sheet.  
Logic M TX-20 and TX 17 FM Transmitter Microphone  
Product Specifications.

(\*\*) Term: **14 Years**

\* cited by examiner

(21) Appl. No.: **29/191,744**

(22) Filed: **Oct. 14, 2003**

(30) **Foreign Application Priority Data**

*Primary Examiner*—Paula A. Greene  
(74) *Attorney, Agent, or Firm*—Pearne & Gordon LLP

Oct. 2, 2003 (CH) ..... 129997

(51) **LOC (7) Cl. .... 14-01**

(52) **U.S. Cl. .... D14/225**

(58) **Field of Search** ..... D14/225, 226,  
D14/227, 228, 229; 381/176, 355, 357;  
379/430, 431, 432; 181/158, 242; 455/77,  
78

(57) **CLAIM**

The ornamental design for a microphone, as shown and  
described.

(56) **References Cited**

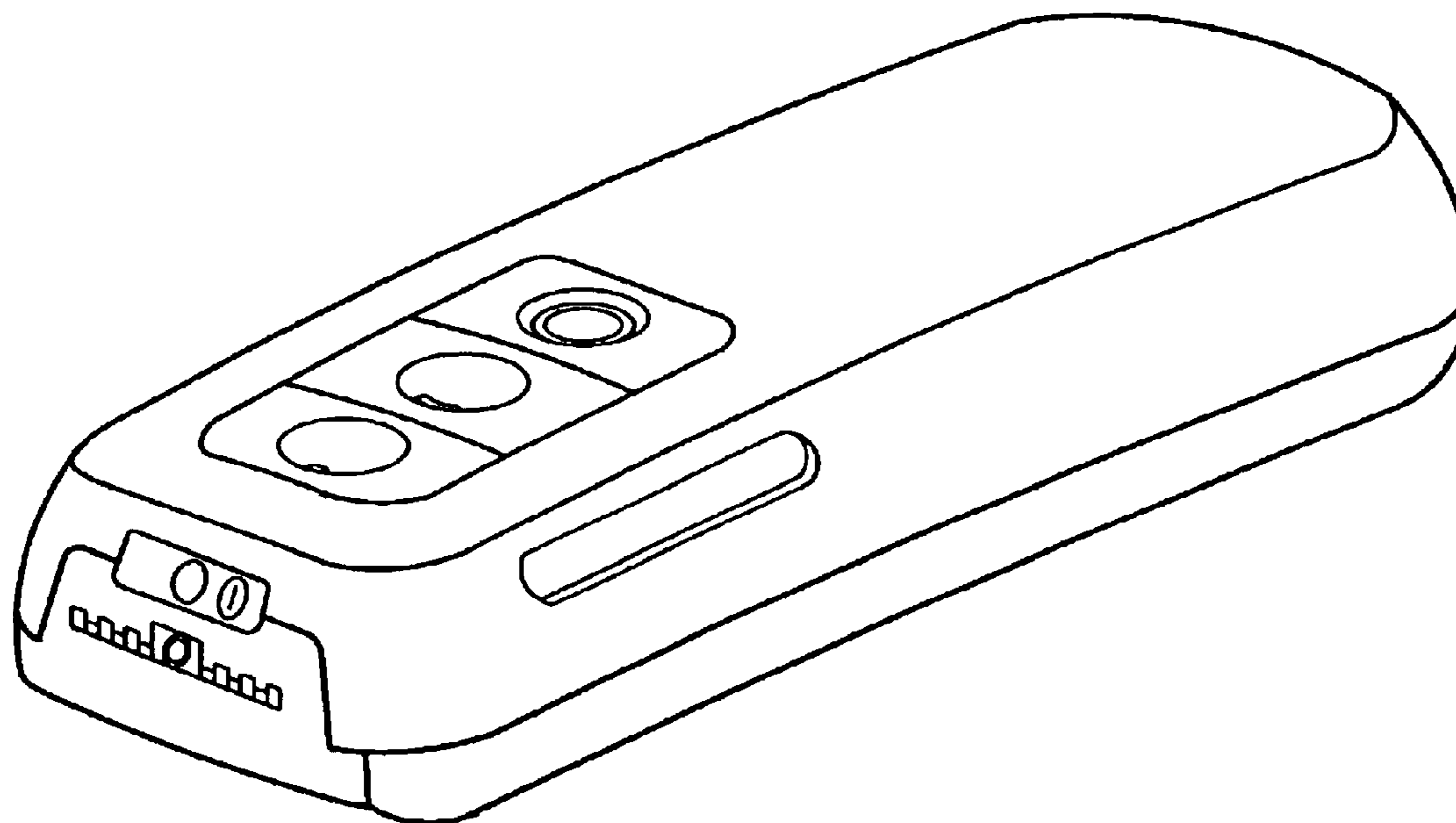
**DESCRIPTION**

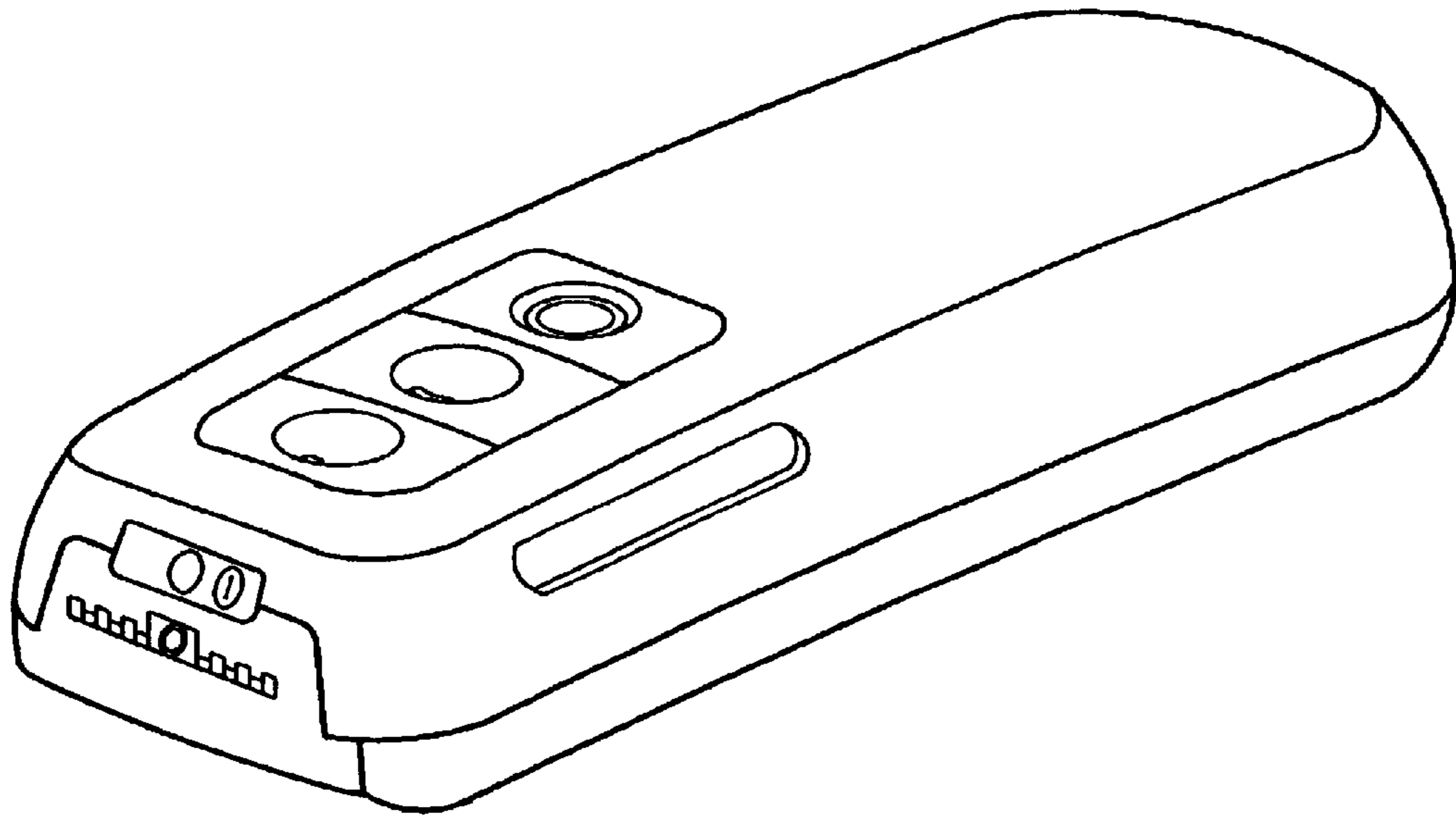
**U.S. PATENT DOCUMENTS**

2,196,342 A \* 4/1940 Ruttenberg ..... 381/357  
D234,957 S \* 4/1975 Huntington et al. .... D14/225  
D264,335 S \* 5/1982 Huntington ..... D14/225  
D346,804 S \* 5/1994 Tokiyama ..... D14/226  
D416,912 S \* 11/1999 Hsieh ..... D14/225  
D448,019 S \* 9/2001 Cebe et al. .... D14/225

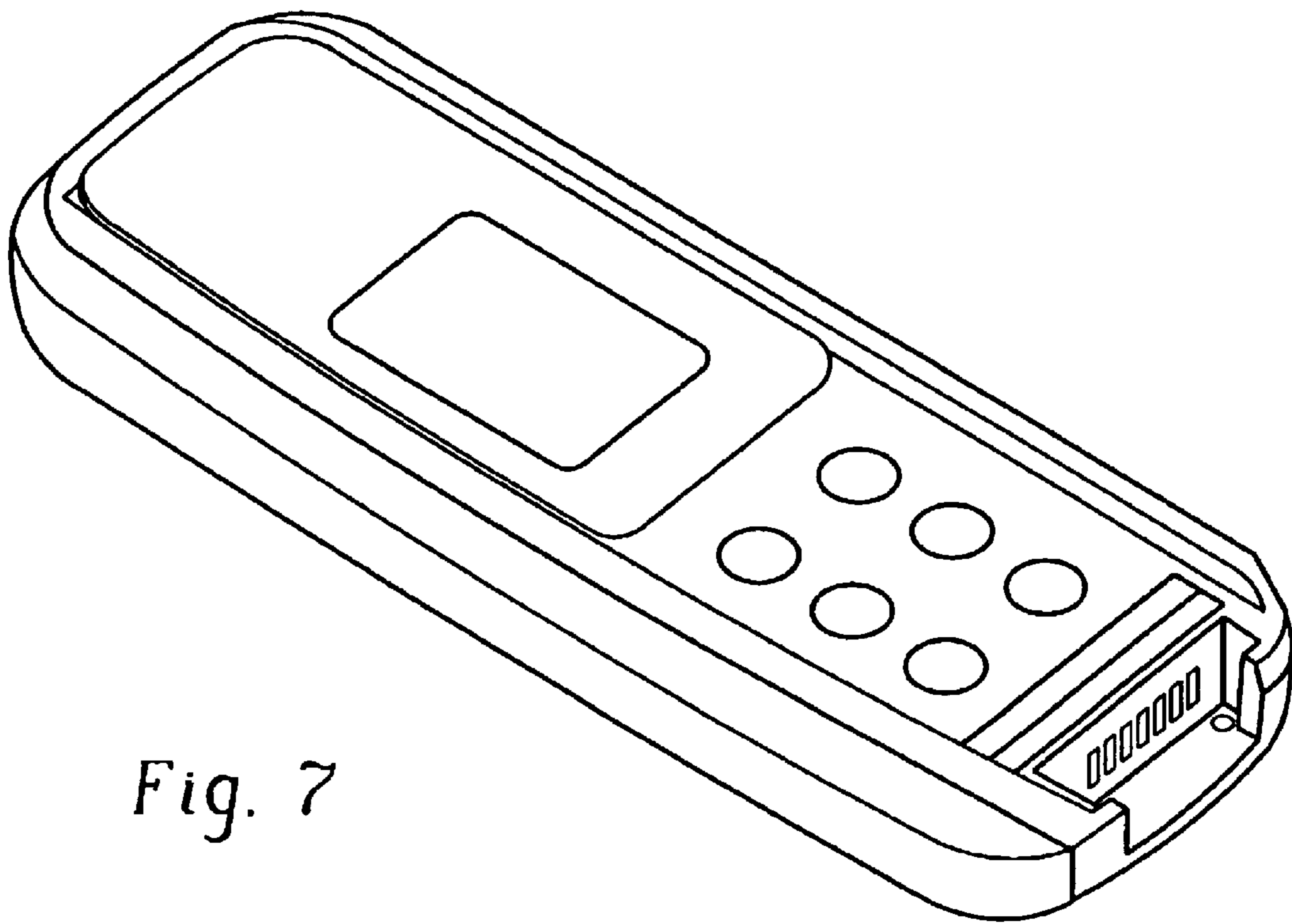
FIG. 1 is a front perspective view of my new microphone;  
FIG. 2 is a front view thereof;  
FIG. 3 is a right side view thereof;  
FIG. 4 is a left side view thereof;  
FIG. 5 is a bottom view thereof;  
FIG. 6 is a top view thereof; and,  
FIG. 7 is a rear perspective view thereof.

**1 Claim, 2 Drawing Sheets**





*Fig. 1*



*Fig. 7*




Fig. 2




Fig. 3




Fig. 4

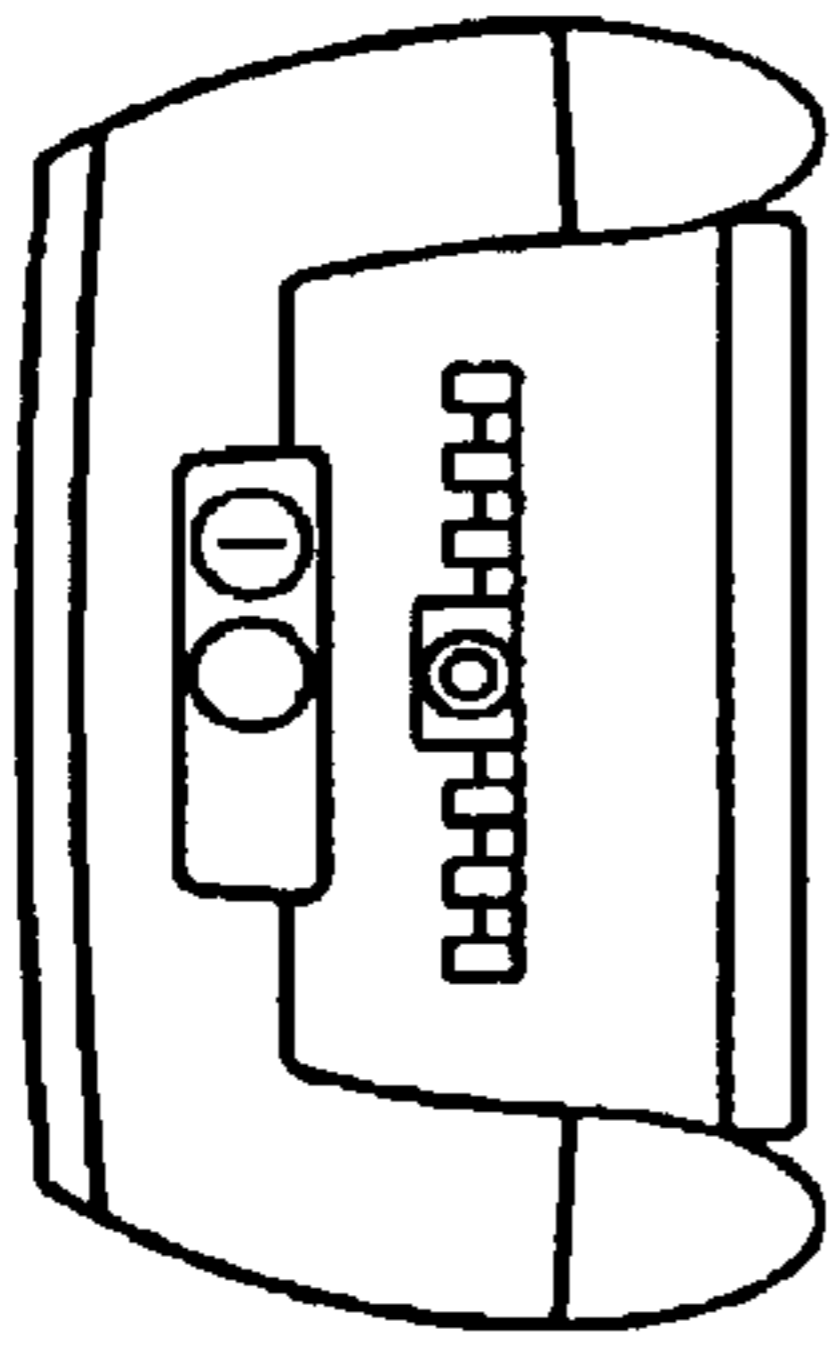


Fig. 5




Fig. 6