

US00D496021S1

(12) **United States Design Patent**  
**Jang**

(10) **Patent No.:** **US D496,021 S**

(45) **Date of Patent:** **\*\* Sep. 14, 2004**

(54) **MOBILE PHONE**

(75) **Inventor:** **In Won Jang, Seoul (KR)**

(73) **Assignee:** **LG Electronics Inc., Seoul (KR)**

(\*\*) **Term:** **14 Years**

(21) **Appl. No.:** **29/198,513**

(22) **Filed:** **Feb. 2, 2004**

(30) **Foreign Application Priority Data**

Aug. 4, 2003 (KR) ..... 30-2003-0022109

(51) **LOC (7) Cl.** ..... **14-03**

(52) **U.S. Cl.** ..... **D14/138**

(58) **Field of Search** ..... D14/137, 138,  
D14/218, 147-148, 247-248, 144, 341-347;  
379/433.01-433.13, 419, 434, 428.01-428.04,  
420.01-420.04, 440; 455/550.1-90.3; D21/517;  
D13/168; D18/2, 7; 345/168, 169

(56) **References Cited**

**U.S. PATENT DOCUMENTS**

D408,402 S	*	4/1999	Shimelfarb et al. ....	D14/138
D419,990 S	*	2/2000	Park .....	D14/138
D429,488 S	*	8/2000	Nagele et al. ....	D14/138
D432,105 S	*	10/2000	Hyun .....	D14/138
D432,535 S	*	10/2000	Loh et al. ....	D14/345
D440,955 S	*	4/2001	Tanaka et al. ....	D14/138
D443,866 S	*	6/2001	Arbisi et al. ....	D14/138
D446,201 S	*	8/2001	Kim .....	D14/138

D458,594 S	*	6/2002	Jang .....	D14/138
D469,070 S	*	1/2003	Lee .....	D14/138
D474,168 S	*	5/2003	Wang et al. ....	D14/138
D475,986 S	*	6/2003	Ng et al. ....	D14/138
D477,296 S	*	7/2003	Minamide .....	D14/138
D481,697 S	*	11/2003	Rausch et al. ....	D14/138
D484,863 S	*	1/2004	Chan .....	D14/138
D485,249 S	*	1/2004	Liao et al. ....	D14/138
D486,132 S	*	2/2004	Jang .....	D14/138
D486,461 S	*	2/2004	Seo et al. ....	D14/138
2002/0006809 A1	*	1/2002	Kubo et al. ....	455/550
2002/0032010 A1	*	3/2002	Okuda et al. ....	455/90

\* cited by examiner

*Primary Examiner*—Jeffrey Asch

(74) *Attorney, Agent, or Firm*—Birch, Stewart, Kolasch & Birch, LLP

(57) **CLAIM**

The ornamental design for mobile phone, as shown and described.

**DESCRIPTION**

FIG. 1 is a perspective view of the mobile phone;  
FIG. 2 is a front view thereof;  
FIG. 3 is a rear view thereof;  
FIG. 4 is a left side view thereof;  
FIG. 5 is a right side view thereof;  
FIG. 6 is a top plan view thereof; and,  
FIG. 7 is a bottom plan view thereof.

**1 Claim, 6 Drawing Sheets**

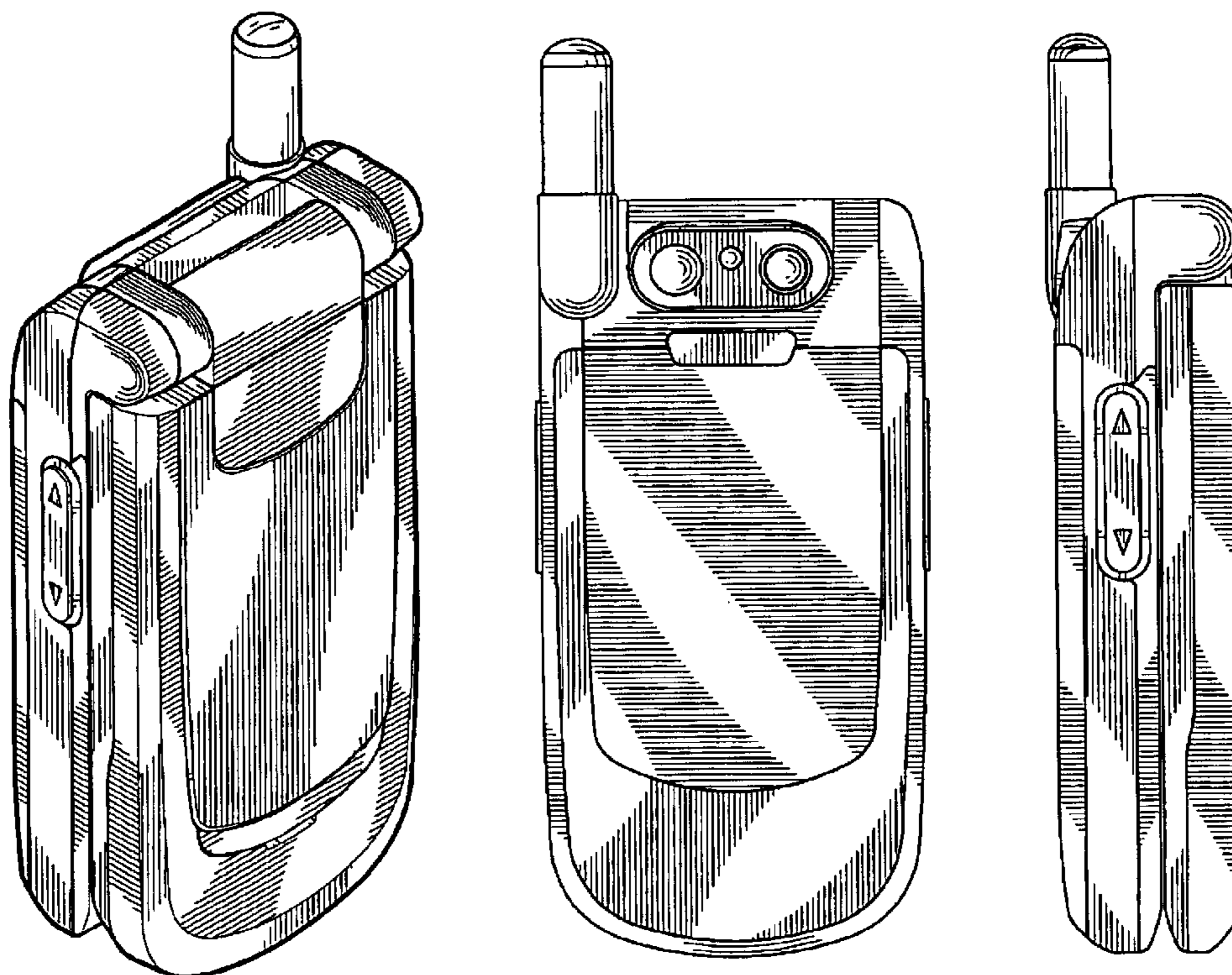


FIG. 1

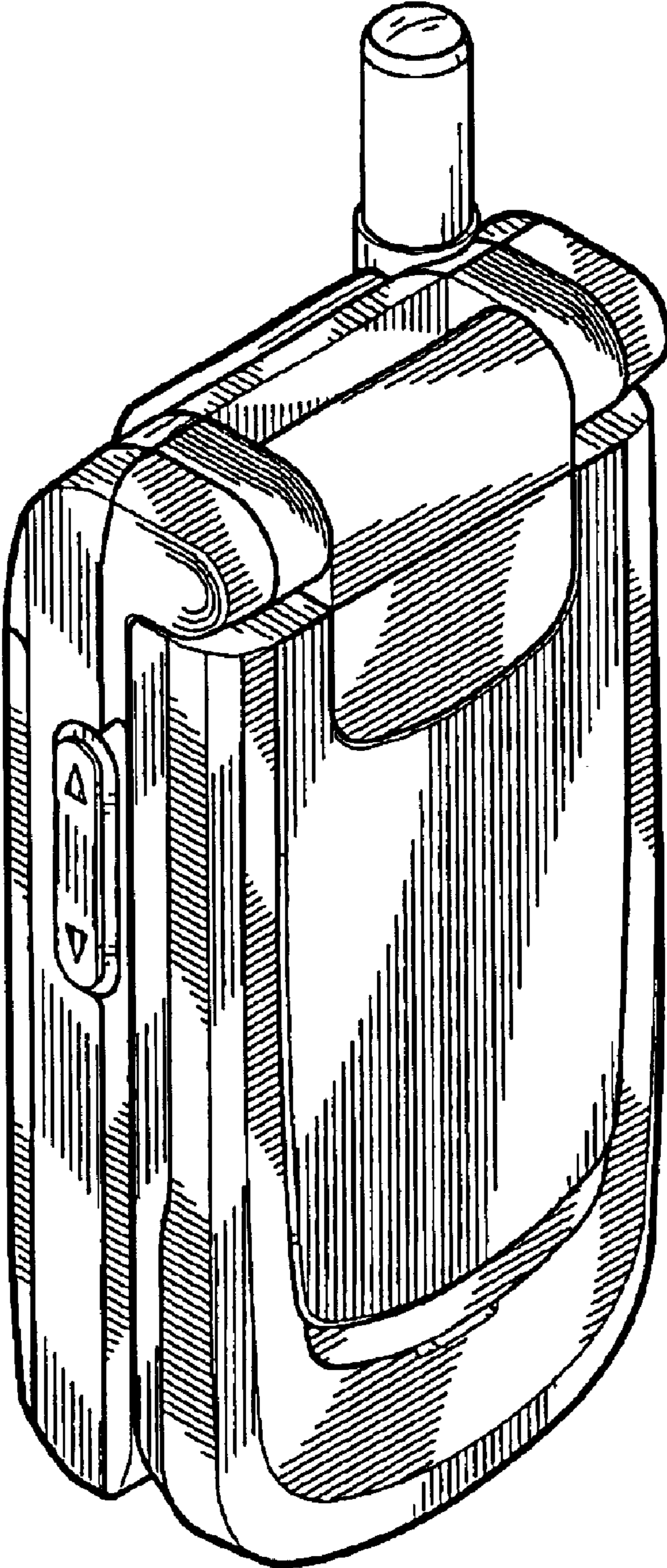


FIG. 2

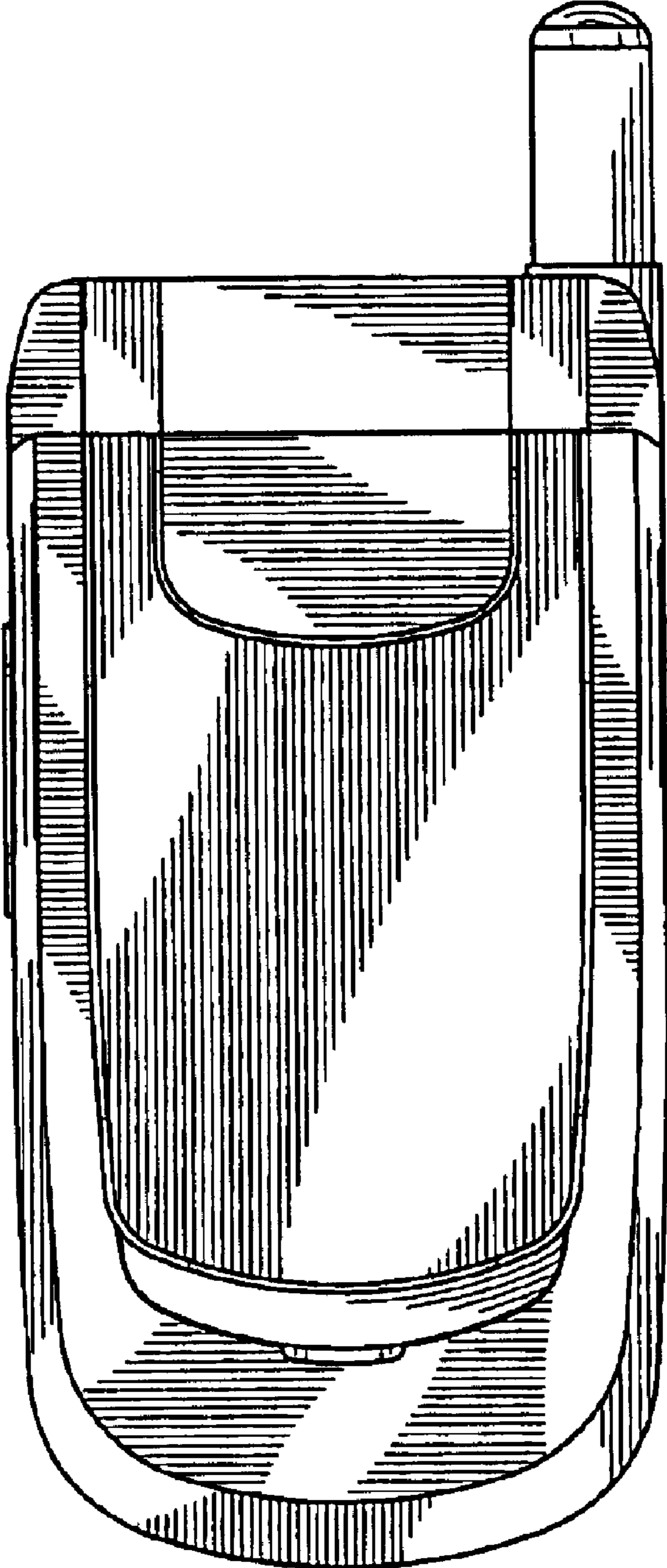


FIG. 3

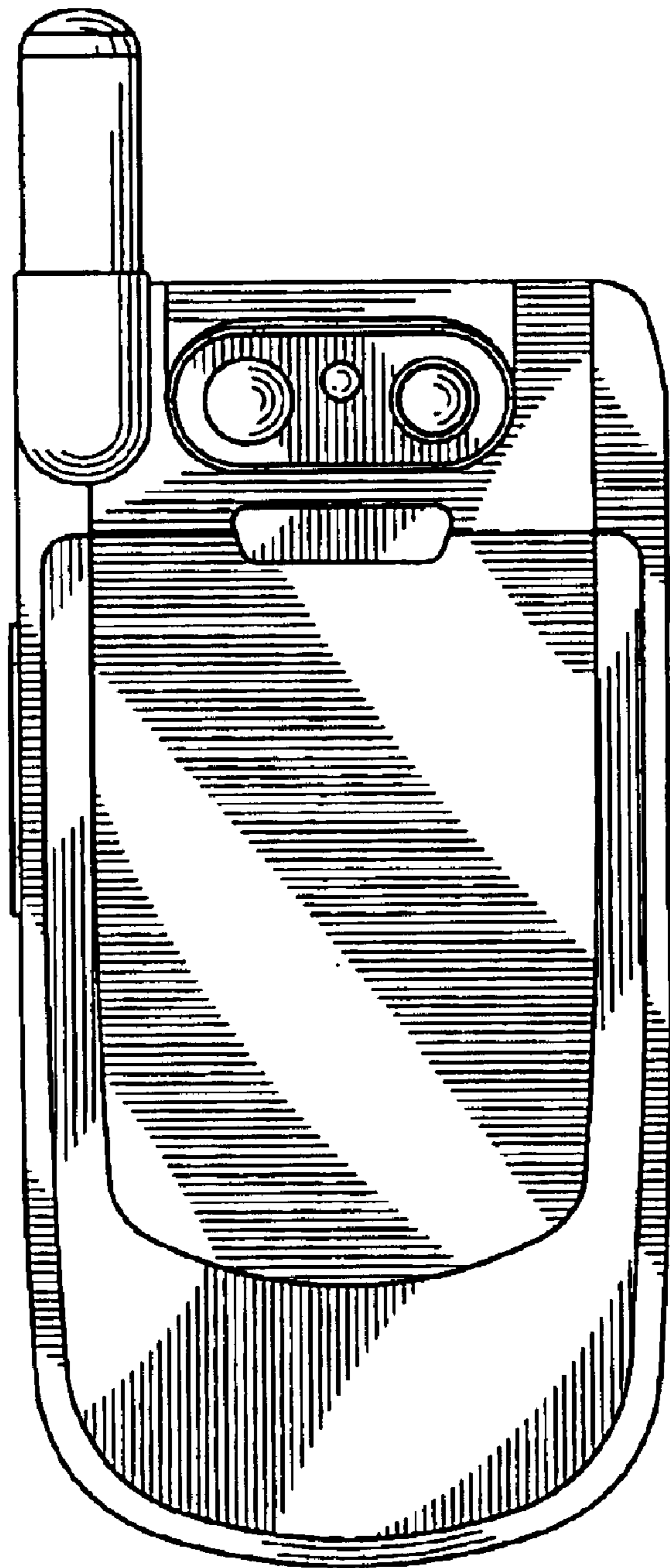




FIG. 4

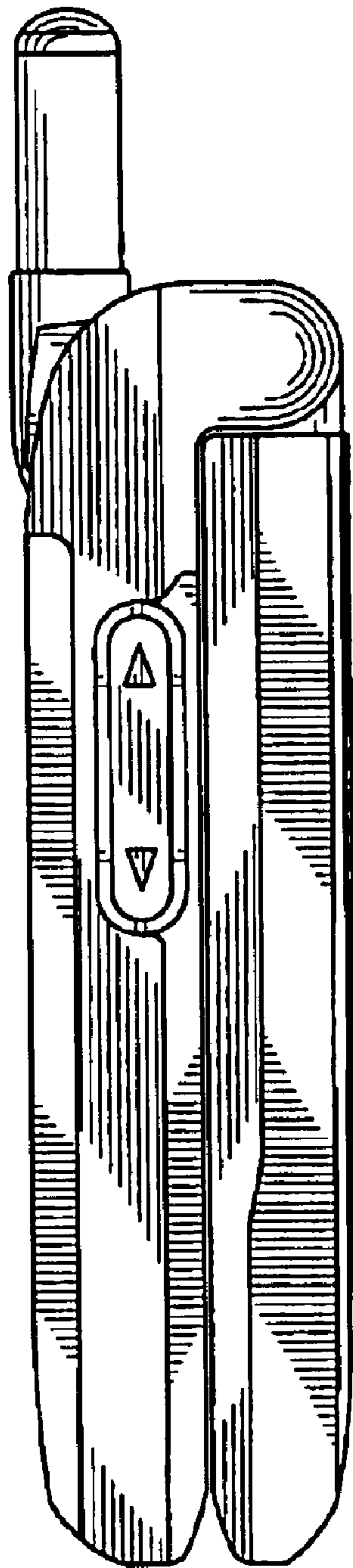


FIG. 5

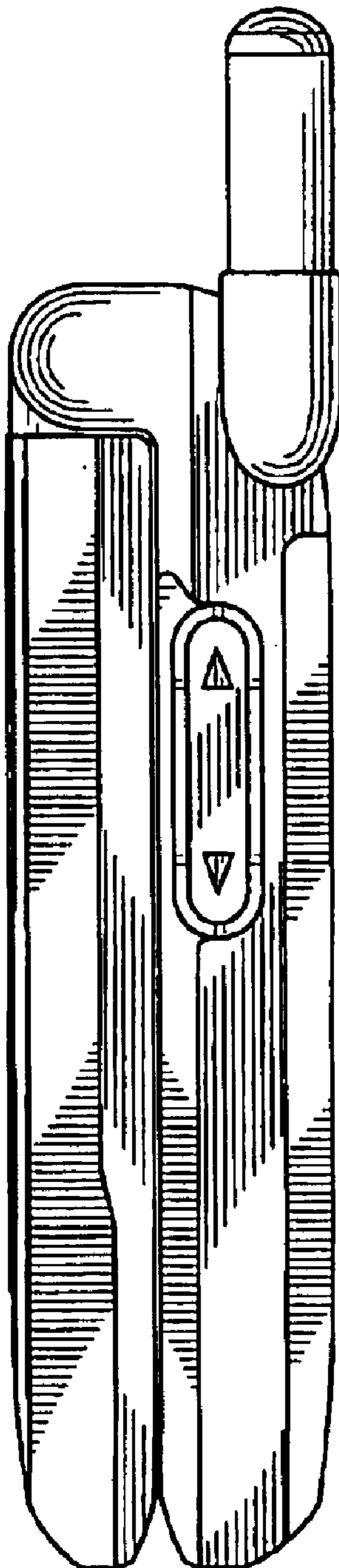


FIG. 6

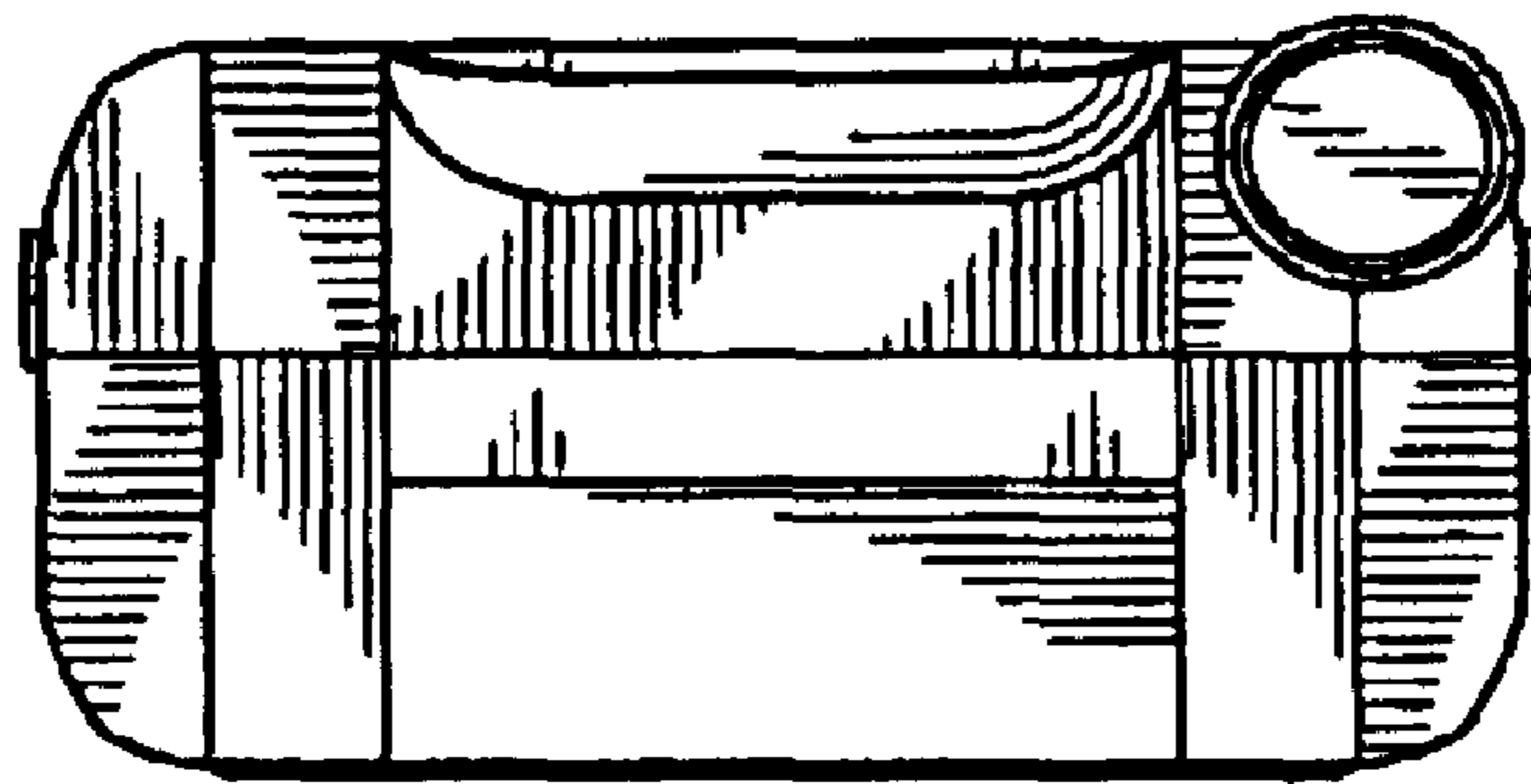


FIG. 7

