



US00D496020S1

(12) **United States Design Patent** (10) **Patent No.:** **US D496,020 S**
Lee (45) **Date of Patent:** **** Sep. 14, 2004**

(54) **MOBILE PHONE**

(75) Inventor: **Seung Il Lee, Seoul (KR)**

(73) Assignee: **LG Electronics Inc., Seoul (KR)**

(**) Term: **14 Years**

(21) Appl. No.: **29/198,509**

(22) Filed: **Feb. 2, 2004**

(30) **Foreign Application Priority Data**

Aug. 4, 2003 (KR) 30-2003-0022114

(51) **LOC (7) Cl.** **14-03**

(52) **U.S. Cl.** **D14/138**

(58) **Field of Search** D14/137, 138,
D14/218, 147-148, 247-248, 144, 341-347;
379/433.01-433.13, 419, 434, 428.01-428.04,
420.01-420.04, 440; 455/550.1-90.3; D21/517;
D13/168; D18/2, 7; 345/168, 169

(56) **References Cited**

U.S. PATENT DOCUMENTS

D382,556 S	*	8/1997	Jeong	D14/138
D405,081 S	*	2/1999	Nagele et al.	D14/138
D418,504 S	*	1/2000	Frye et al.	D14/138
D443,866 S	*	6/2001	Arbisi et al.	D14/138
D447,128 S	*	8/2001	Lee et al.	D14/138
D468,283 S	*	1/2003	Hong et al.	D14/138
D469,070 S	*	1/2003	Lee	D14/138
6,510,325 B1	*	1/2003	Mack et al.	455/575.2
6,549,789 B1	*	4/2003	Kfoury	455/550.1
D475,688 S	*	6/2003	Pierce et al.	D14/138
D477,296 S	*	7/2003	Minamide	D14/138
D481,697 S	*	11/2003	Rausch et al.	D14/138
D484,478 S	*	12/2003	Kota et al.	D14/138
D484,863 S	*	1/2004	Chan	D14/138
D485,248 S	*	1/2004	Ogawa	D14/138

D485,249 S	*	1/2004	Liao et al.	D14/138
D485,818 S	*	1/2004	Yabe et al.	D14/138
D486,462 S	*	2/2004	Lim	D14/138
D487,438 S	*	3/2004	Sheu	D14/138
D487,443 S	*	3/2004	Yoon	D14/138
D487,444 S	*	3/2004	Yoon	D14/138
D488,453 S	*	4/2004	Chang et al.	D14/138
2002/0094846 A1	*	7/2002	Kishimoto et al.	455/566
2002/0169010 A1	*	11/2002	Shoji et al.	455/575
2003/0124991 A1	*	7/2003	Kiuchi et al.	455/90
2003/0125079 A1	*	7/2003	Park et al.	455/556
2003/0203747 A1	*	10/2003	Nagamine	455/575.3
2003/0216157 A1	*	11/2003	Wang et al.	455/575.1
2003/0223576 A1	*	12/2003	Totani	379/433.04
2004/0058715 A1	*	3/2004	Taniguchi et al.	455/566

* cited by examiner

Primary Examiner—Jeffrey Asch

(74) *Attorney, Agent, or Firm*—Birch, Stewart, Kolasch & Birch, LLP

(57) **CLAIM**

The ornamental design for mobile phone, as shown and described.

DESCRIPTION

FIG. 1 is a perspective view of the mobile phone;
FIG. 2 is a front view thereof;
FIG. 3 is a rear view thereof;
FIG. 4 is a left side view thereof;
FIG. 5 is a right side view thereof;
FIG. 6 is a top plan view thereof;
FIG. 7 is a bottom plan view thereof;
FIG. 8 is a front view illustrating an opened state thereof;
and,
FIG. 9 is a front view illustrating an opened state thereof,
wherein the upper portion turned to 90° counterclockwise.

1 Claim, 8 Drawing Sheets

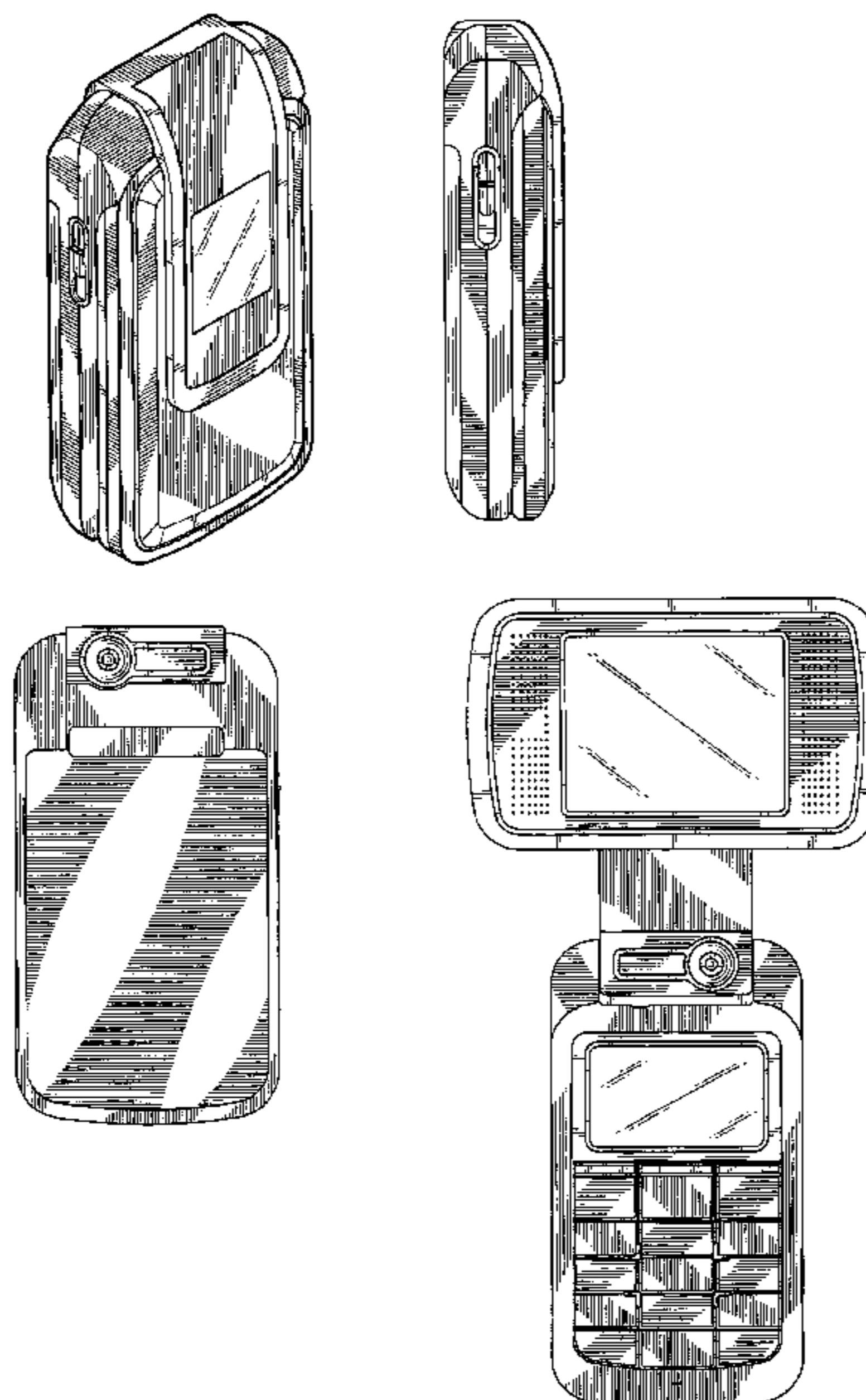


FIG. 1

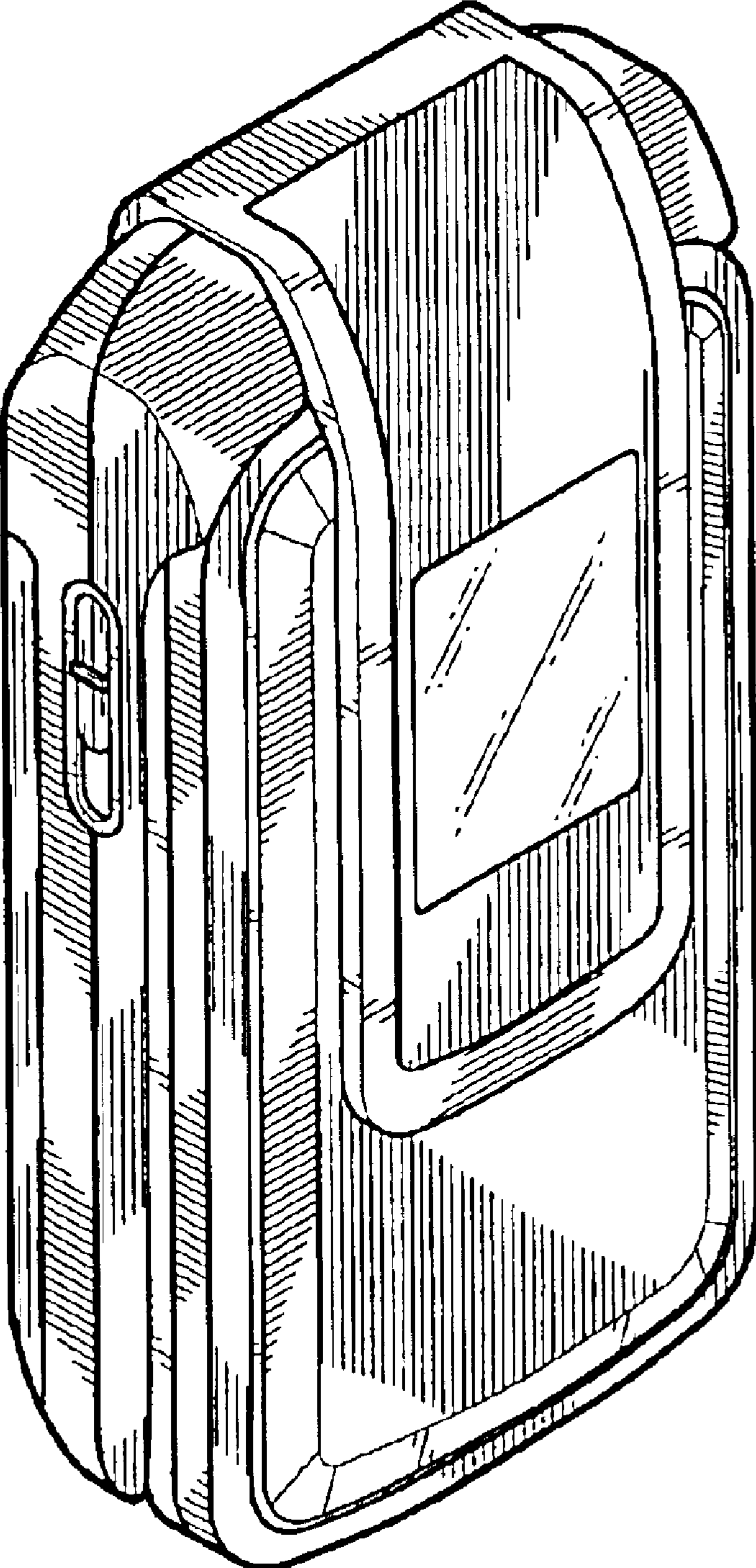


FIG. 2

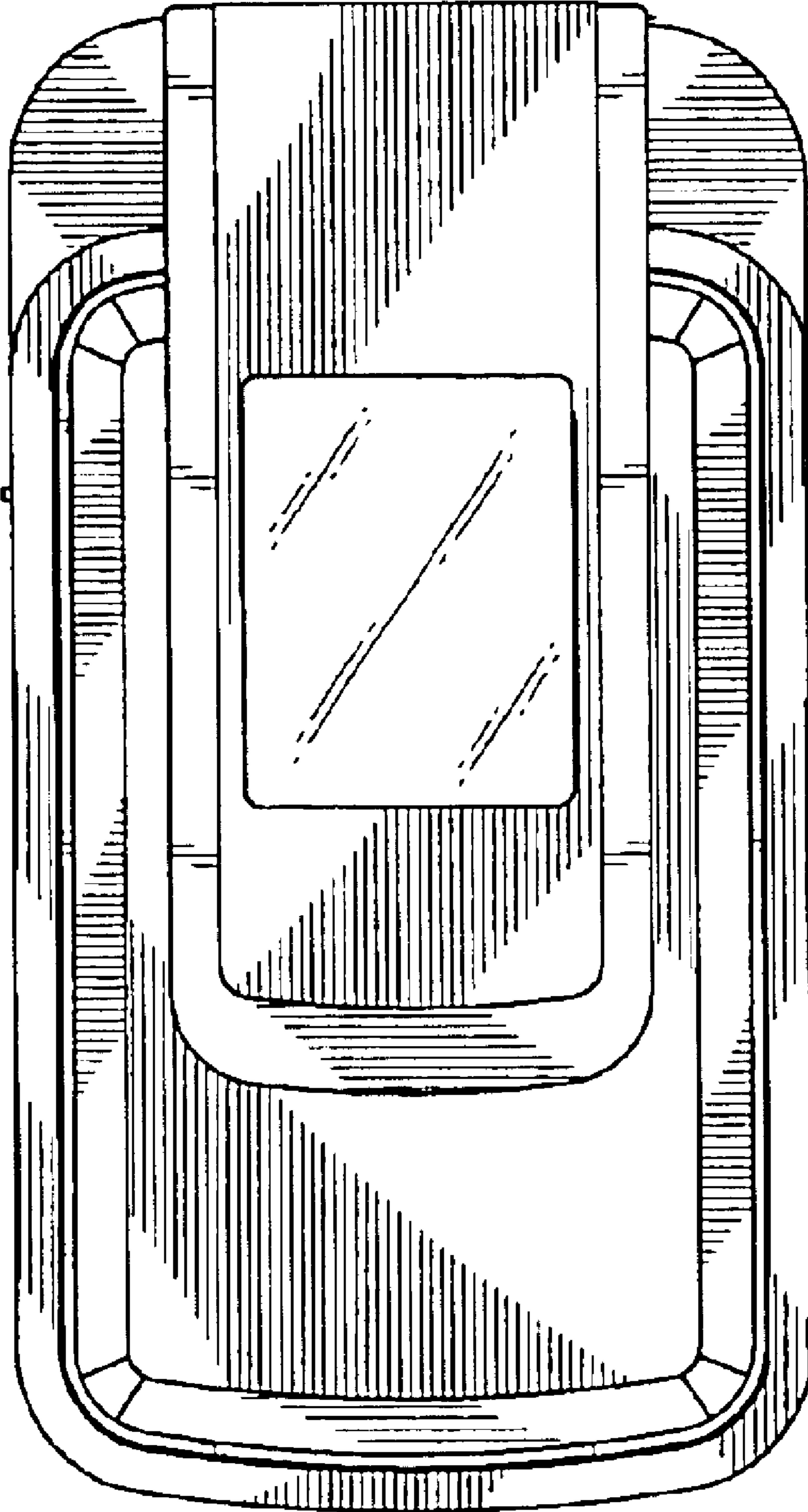


FIG. 3

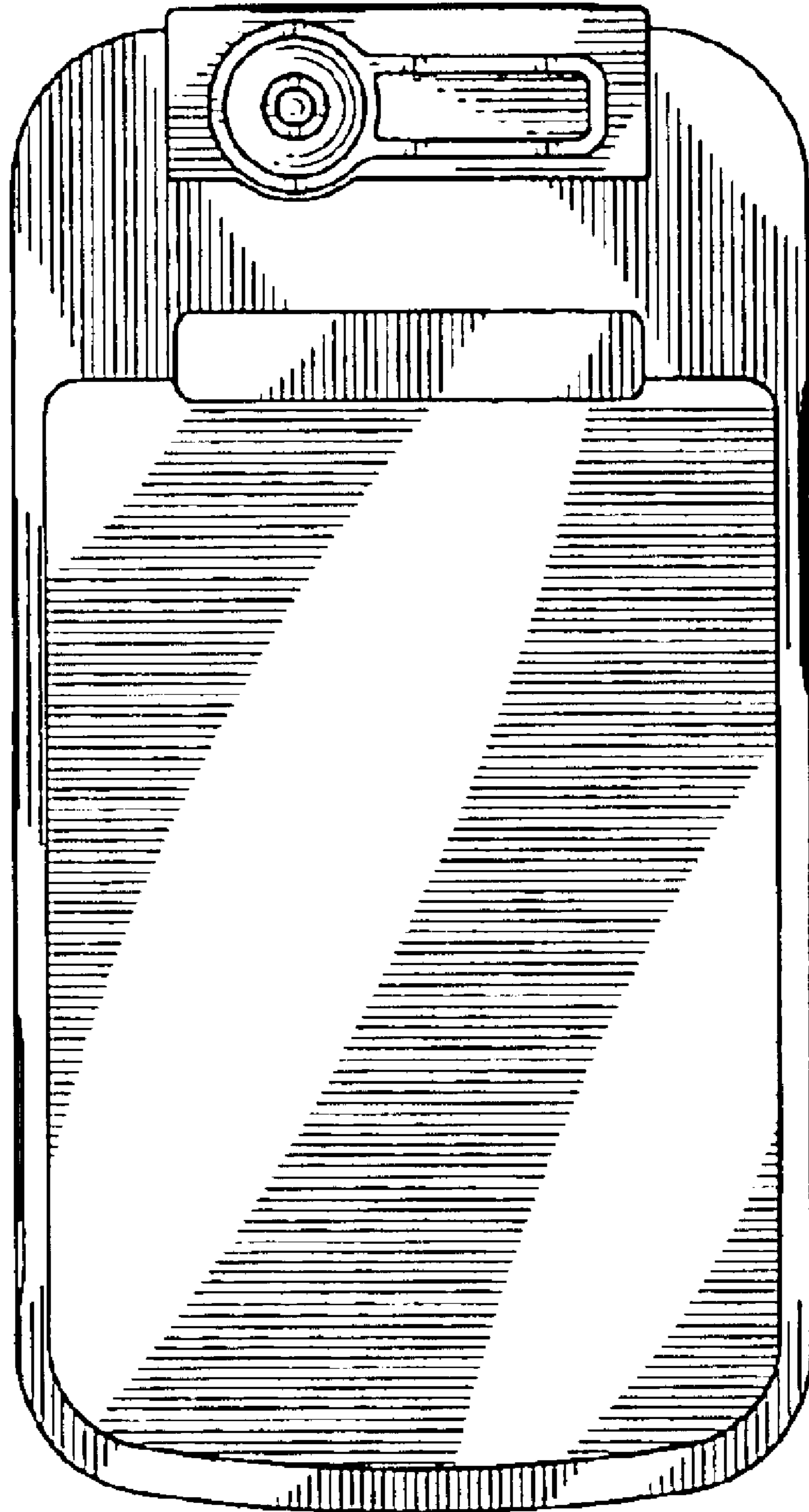


FIG. 4

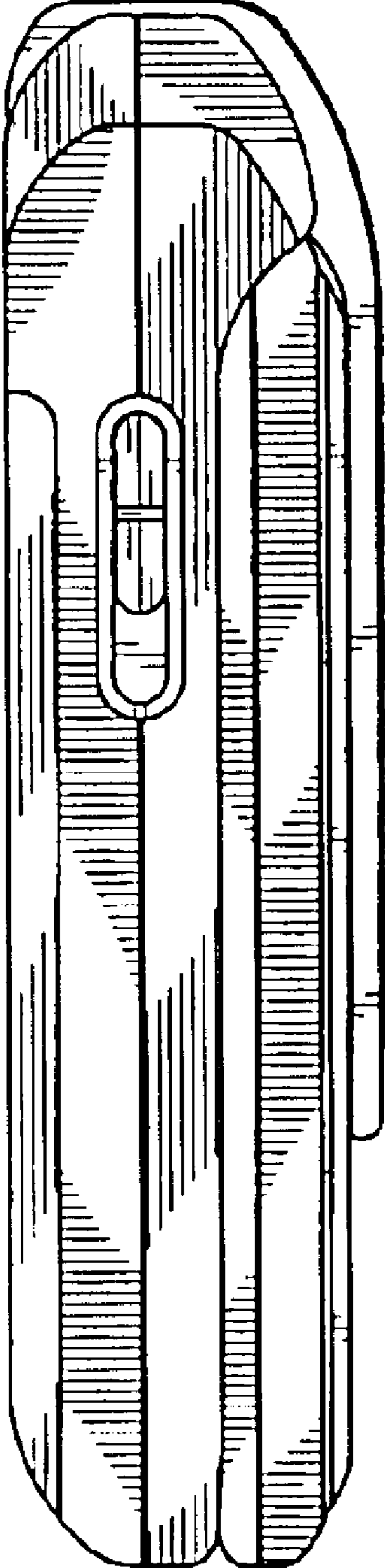


FIG. 5




FIG. 6

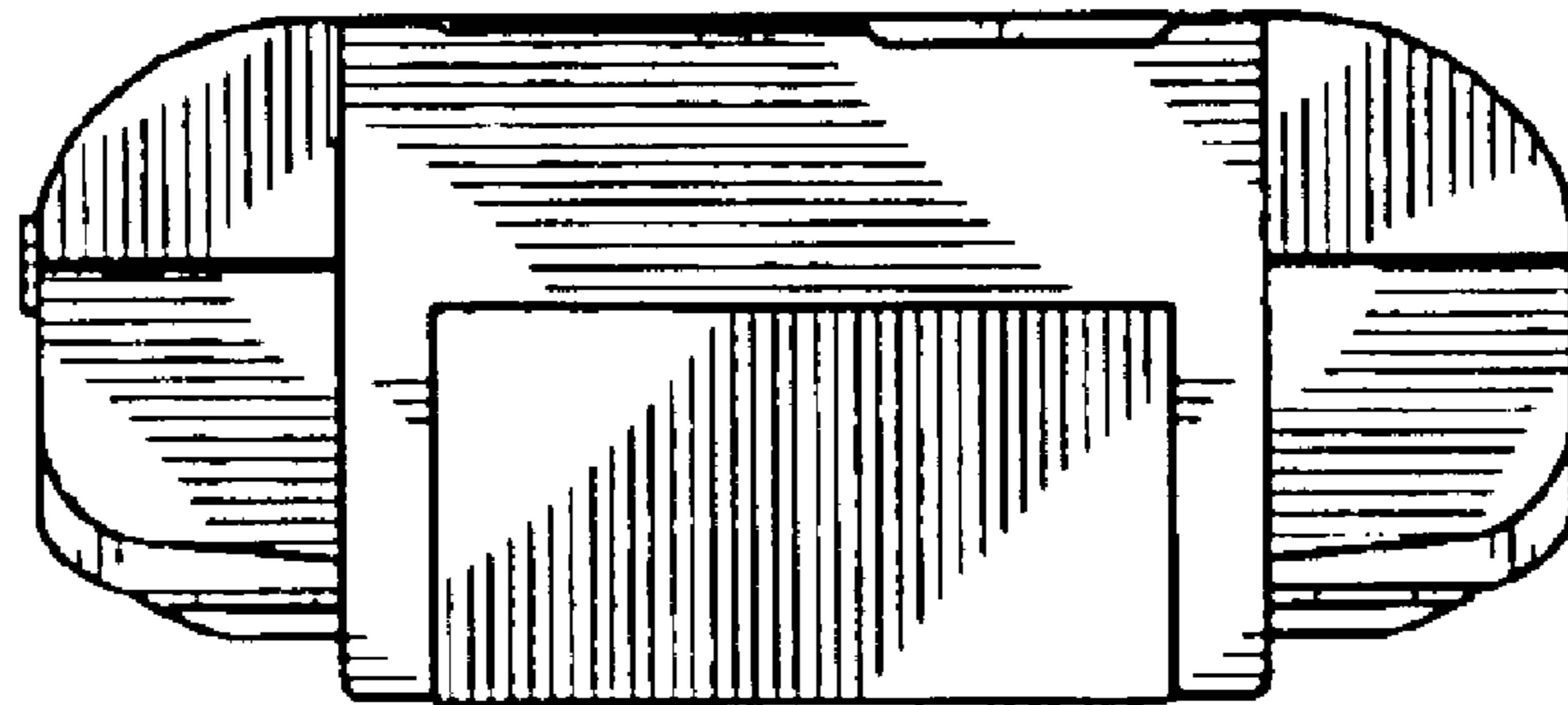


FIG. 7




FIG. 8

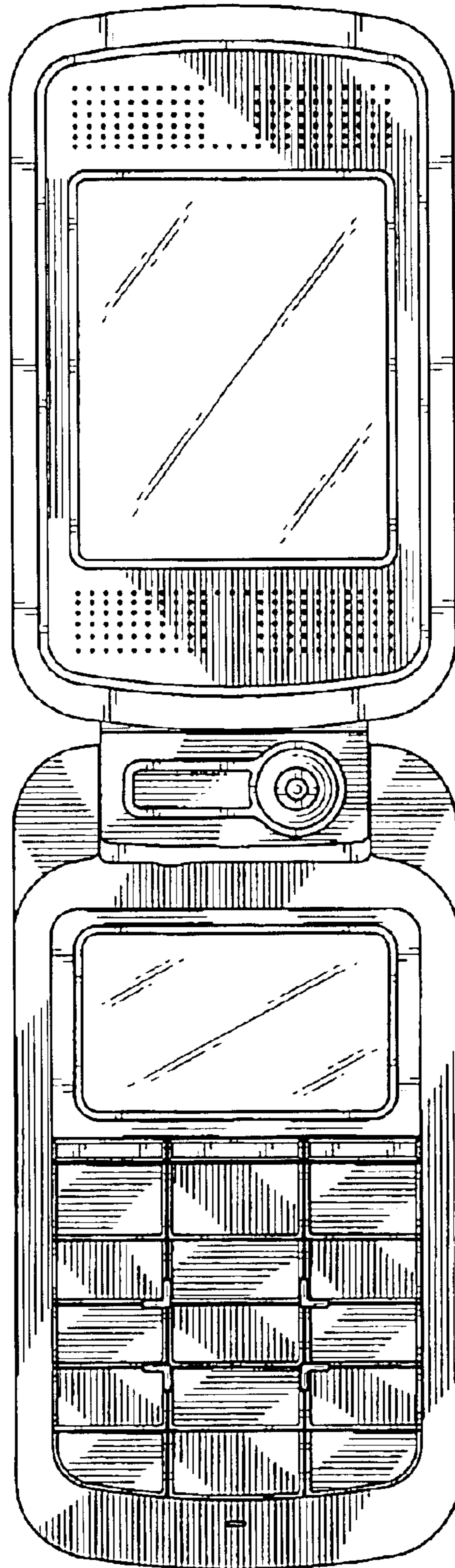


FIG. 9

