

US00D496009S1

(12) **United States Design Patent** (10) **Patent No.:** **US D496,009 S**
Takahashi et al. (45) **Date of Patent:** **** Sep. 14, 2004**

(54) **TELEVISION RECEIVER**

(75) Inventors: **Seigo Takahashi**, Takatsuki (JP);
Mitsuru Takami, Takatsuki (JP)

(73) Assignee: **Matsushita Electric Industrial Co., Ltd.**, Osaka (JP)

(**) Term: **14 Years**

(21) Appl. No.: **29/194,646**

(22) Filed: **Nov. 26, 2003**

(30) **Foreign Application Priority Data**

May 30, 2003 (JP) 2003-015302

(51) **LOC (7) Cl.** **14-03**

(52) **U.S. Cl.** **D14/126**

(58) **Field of Search** D14/125-136,
D14/239, 371, 374-376; 312/7.2; 348/836,
838, 180, 184, 325, 739; 341/12; 248/917-924;
345/104, 133, 156, 168, 87, 173

(56) **References Cited**

U.S. PATENT DOCUMENTS

- D417,659 S 12/1999 Takemasa
- D432,101 S * 10/2000 Oba D14/126
- D439,224 S * 3/2001 Kita D14/126
- D439,225 S * 3/2001 Kita D14/126
- D453,748 S * 2/2002 Kita D14/134
- D454,845 S 3/2002 Niitsu

- D456,370 S * 4/2002 Kita D14/126
- D458,236 S 6/2002 Bong et al.
- D458,237 S 6/2002 Niitsu
- D476,632 S * 7/2003 Inoue et al. D14/126
- D479,209 S * 9/2003 Teng et al. D14/126
- D486,131 S * 2/2004 Otsuka D14/126

FOREIGN PATENT DOCUMENTS

- JP D1066090 4/2000
- JP D1076470 6/2000
- JP D1078664 7/2000

* cited by examiner

Primary Examiner—Raphael Barkai

(74) *Attorney, Agent, or Firm*—Brinks Hofer Gilson & Lione


(57) **CLAIM**

The ornamental design for a television receiver, as shown and described.

DESCRIPTION

FIG. 1 is a top perspective view of a television receiver of the present invention;
FIG. 2 is a front view thereof;
FIG. 3 is a first side view thereof;
FIG. 4 is a rear view thereof;
FIG. 5 is a second side view thereof;
FIG. 6 is a top view thereof; and,
FIG. 7 is a bottom view thereof.

1 Claim, 7 Drawing Sheets






FIG. 1

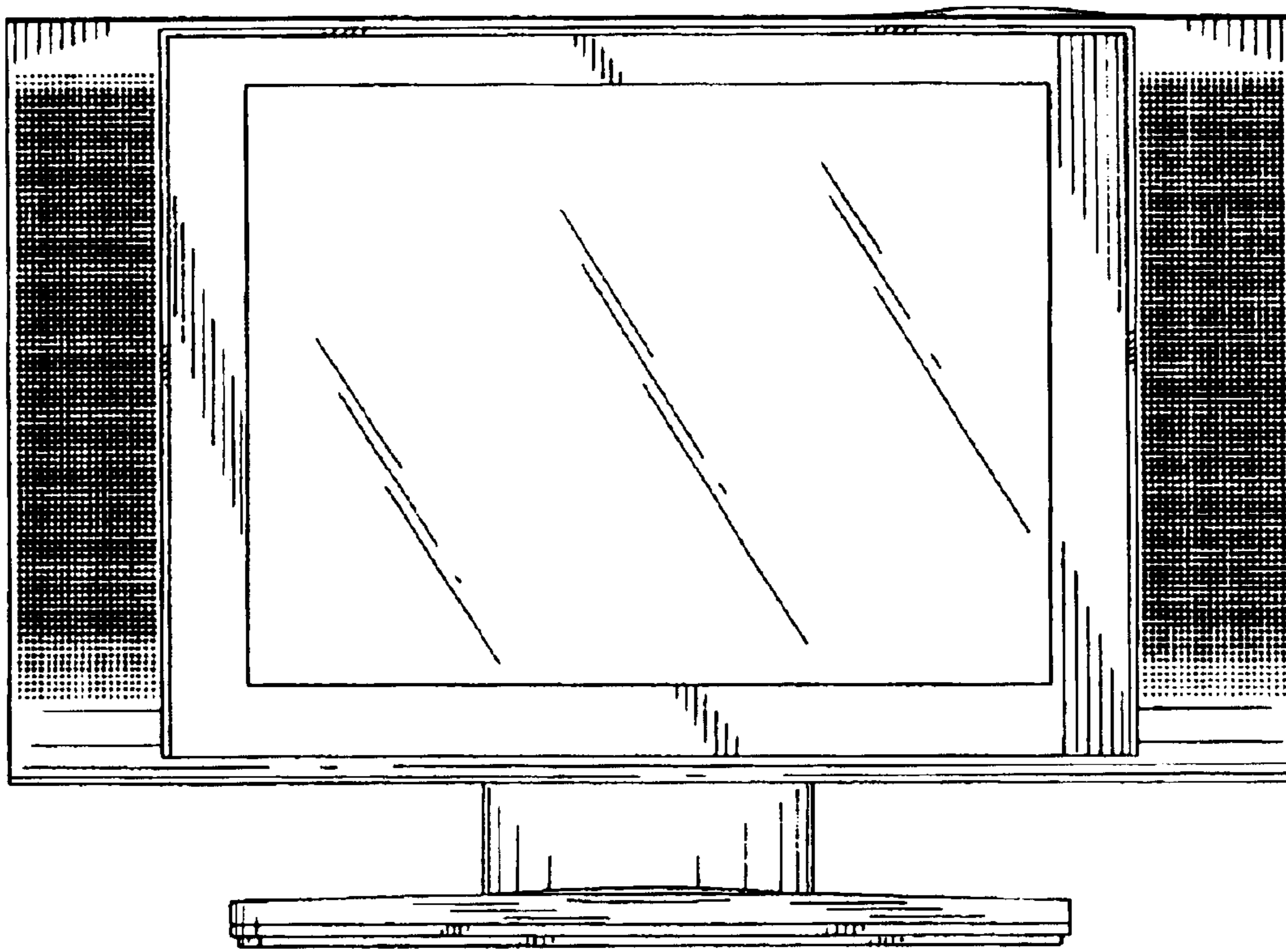


FIG. 2

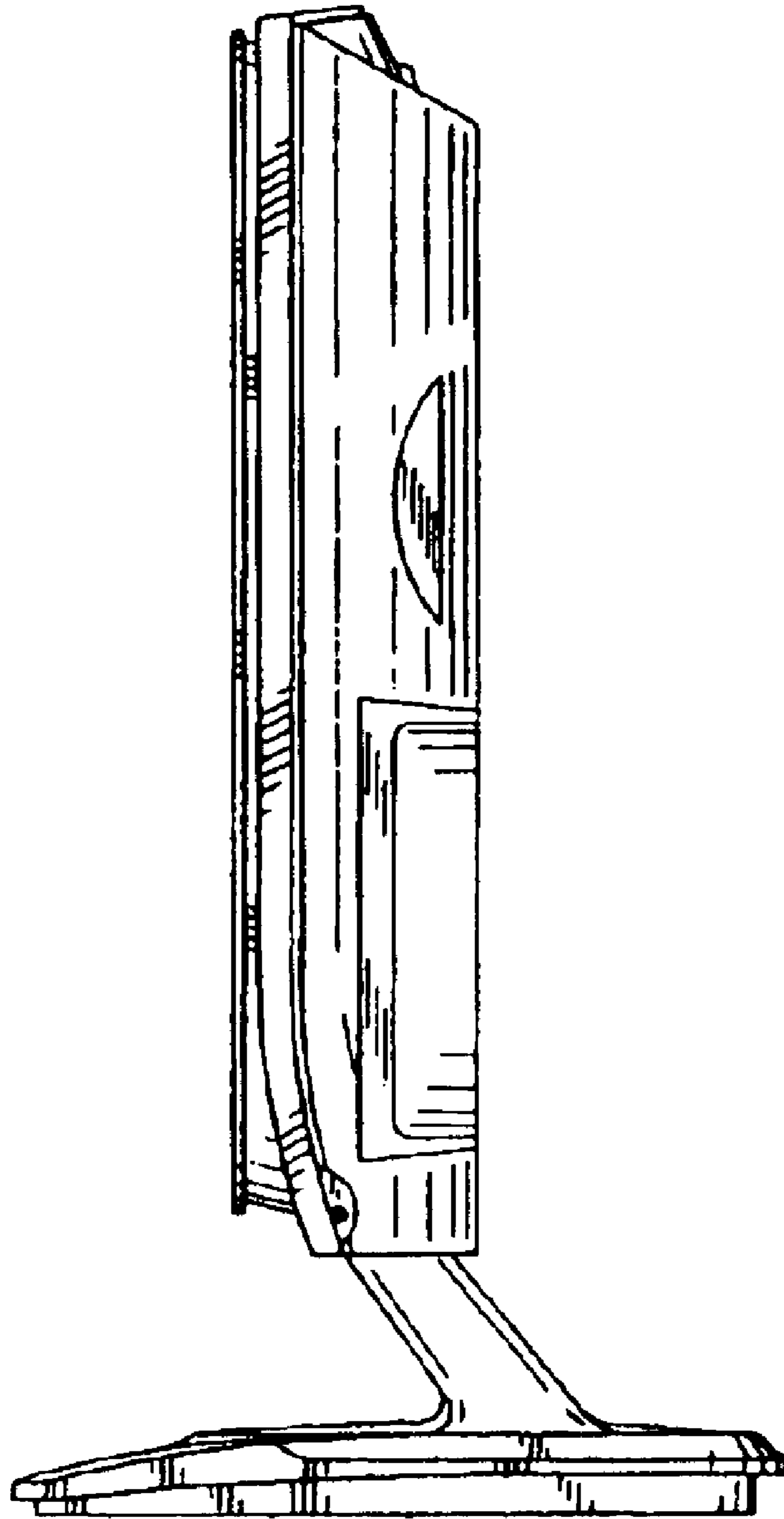


FIG. 3

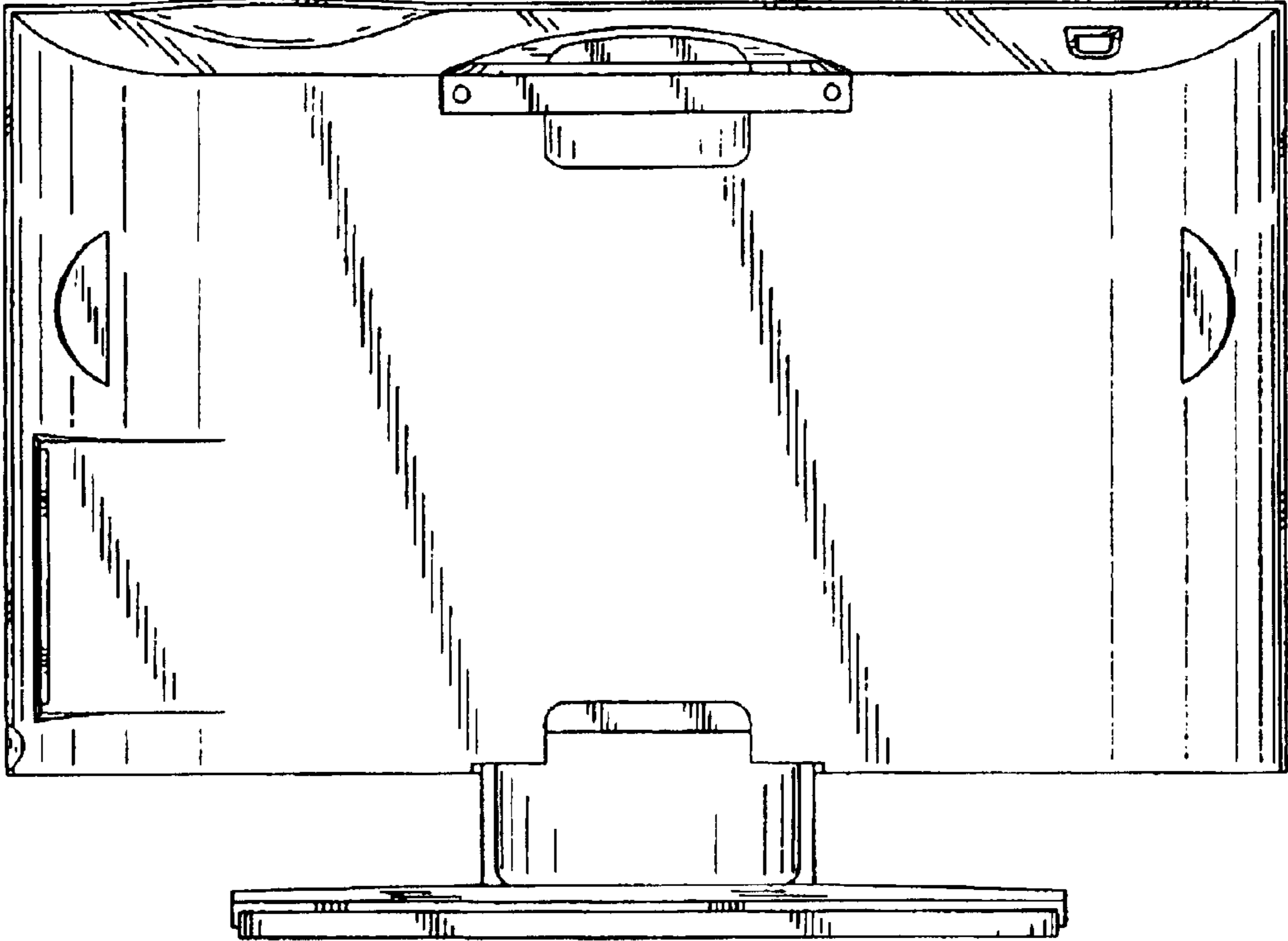


FIG. 4

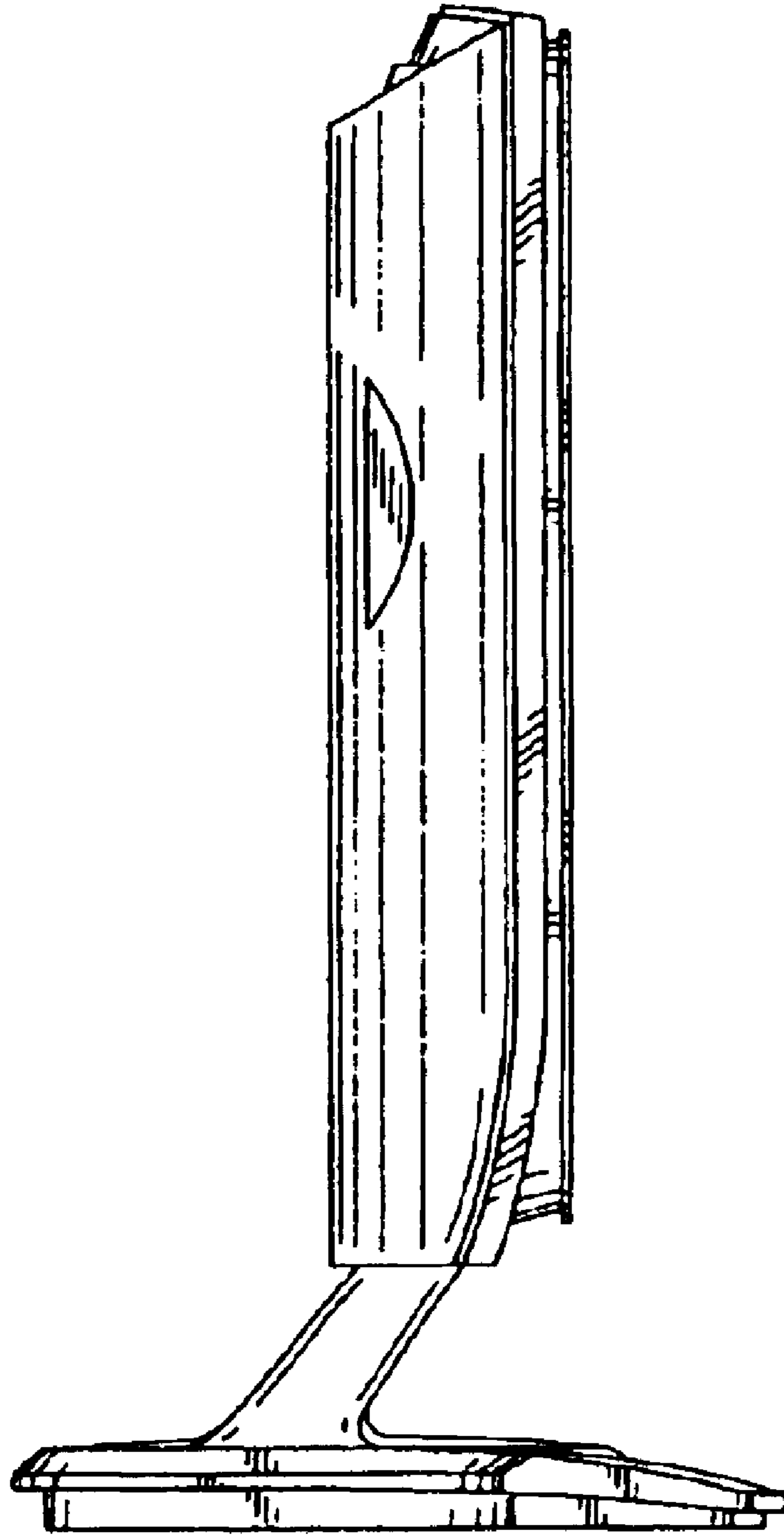


FIG. 5

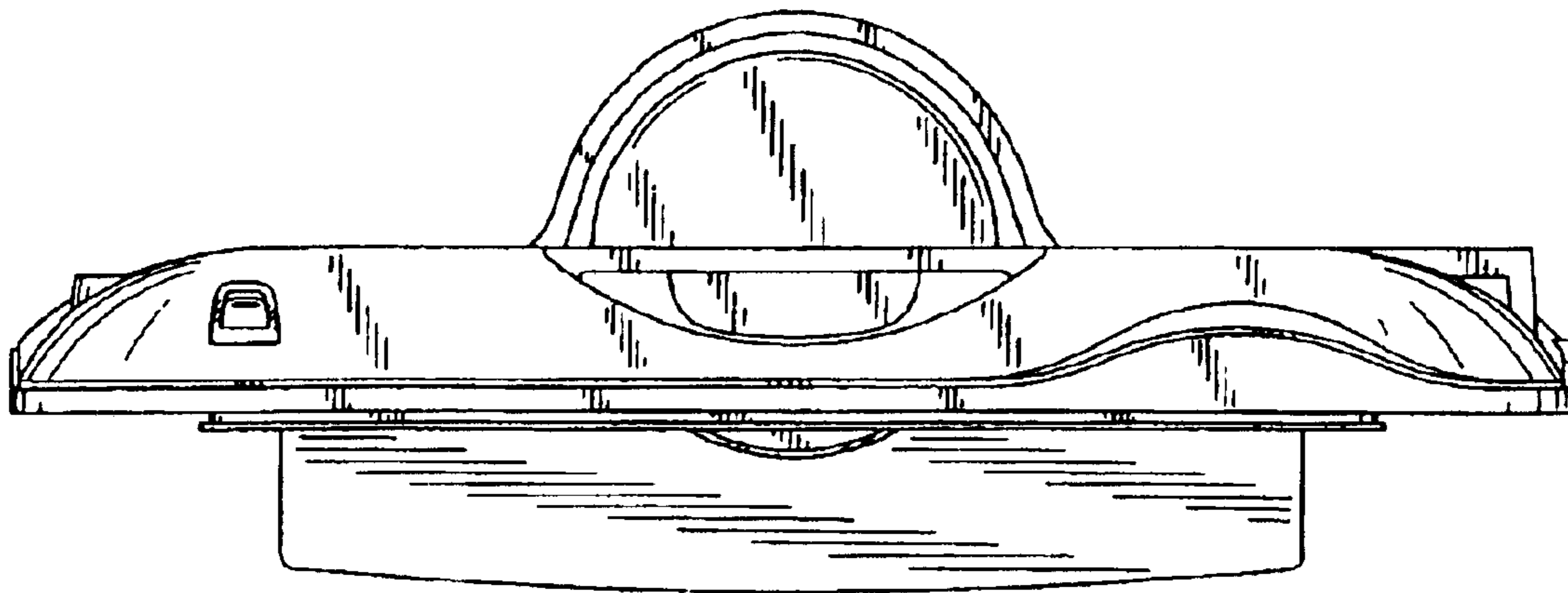


FIG. 6

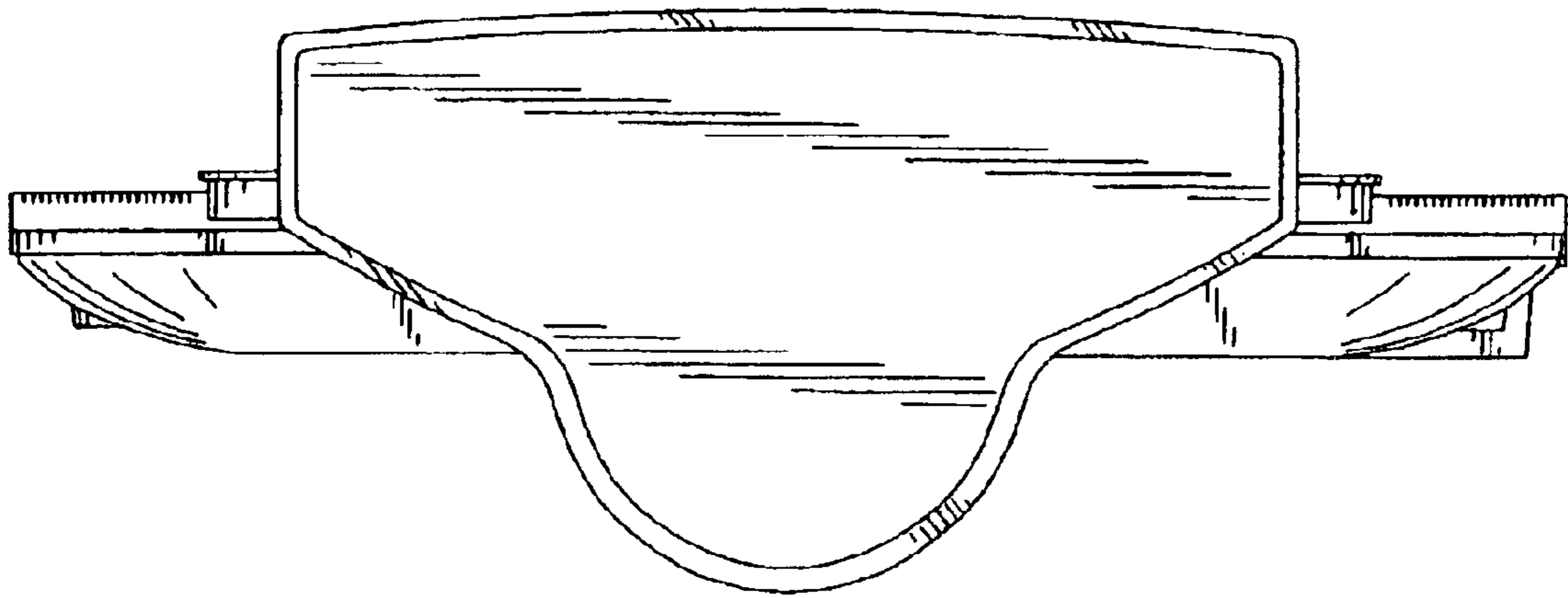


FIG. 7