

US00D496006S1

(12) **United States Design Patent**
Tsai et al.

(10) **Patent No.:** **US D496,006 S**
(45) **Date of Patent:** **** Sep. 14, 2004**

(54) **HEAT SINK**

(75) Inventors: **Ching-Feng Tsai**, Taipei (TW); **Ping Tsang Ho**, Taipei (TW)

(73) Assignee: **DaTech Technology Co., Ltd.**, Taipei Hsien (TW)

(**) Term: **14 Years**

(21) Appl. No.: **29/167,276**

(22) Filed: **Sep. 12, 2002**

(30) **Foreign Application Priority Data**

Aug. 16, 2002 (TW) 91304506
Aug. 27, 2002 (TW) 91213373 U

(51) **LOC (7) Cl.** **13-03**

(52) **U.S. Cl.** **D13/179**

(58) **Field of Search** D13/179; 165/80.3,
165/104.14, 104.33, 121, 122, 180, 185;
174/16.3, 52.4; 206/713, 714, 715, 716,
727, 728; 297/706, 707, 718, 719, 720,
722, 727, 686; 361/271, 274.3, 697, 702,
704, 709, 710, 711

(56) **References Cited**

U.S. PATENT DOCUMENTS

5,558,155 A * 9/1996 Ito 165/80.3

5,761,811 A * 6/1998 Ito 29/890.054
6,104,609 A * 8/2000 Chen 361/695
6,340,056 B1 * 1/2002 Huang et al. 165/185
6,474,407 B1 * 11/2002 Chang et al. 165/80.3
6,487,079 B2 * 11/2002 Katsui 361/704

* cited by examiner

Primary Examiner—Philip S. Hyder

Assistant Examiner—Selina Sikder

(74) *Attorney, Agent, or Firm*—Troxell Law Office PLLC

(57) **CLAIM**

The ornamental design for a heat sink, as shown and described.

DESCRIPTION

FIG. 1 is a perspective view of a heat sink, in accordance with the present invention, the enlarged detail is shown for ease of illustration;

FIG. 2 is a front elevational view thereof, the enlarged detail is shown for ease of illustration;

FIG. 3 is a rear elevational view thereof;

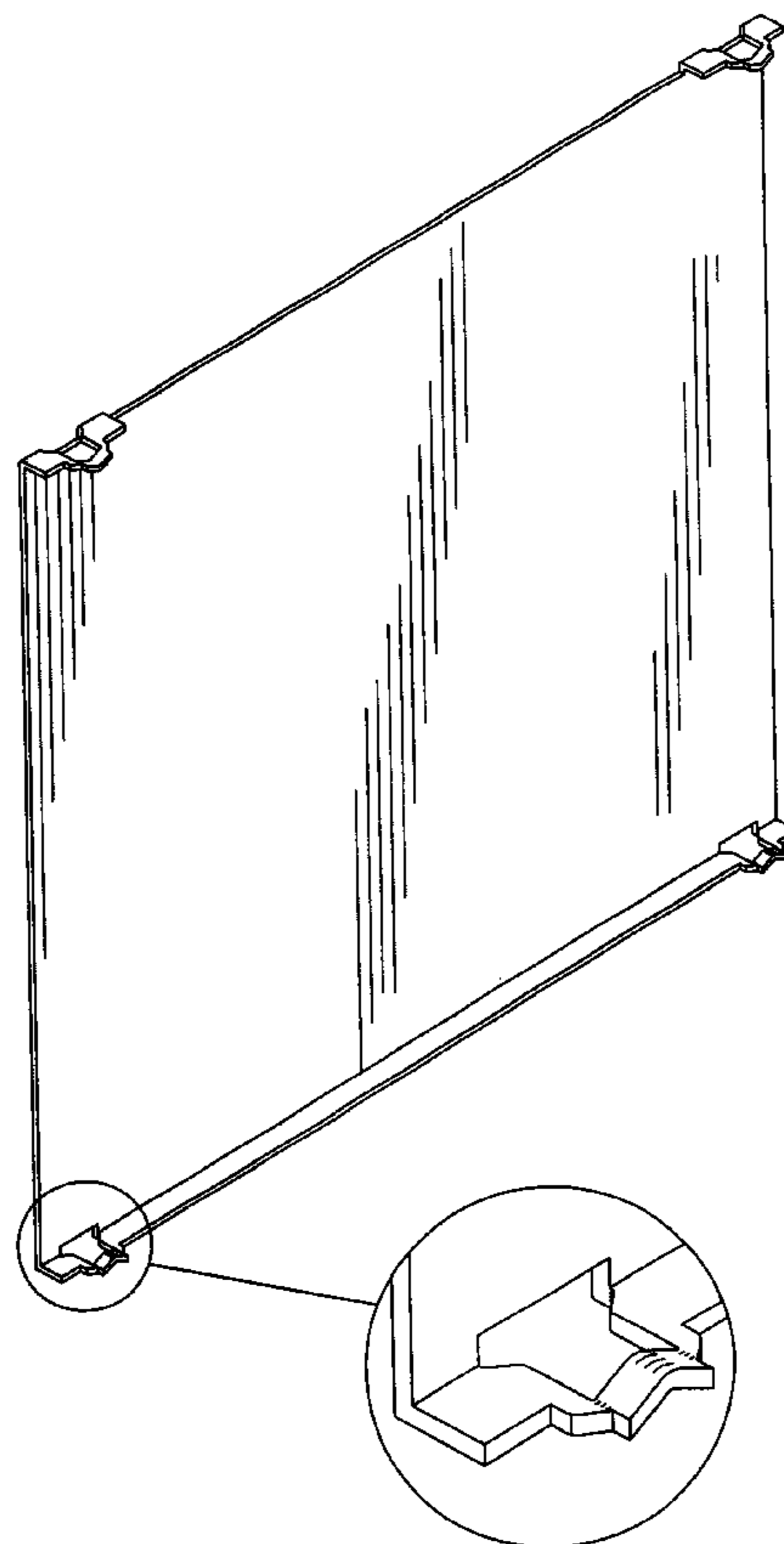
FIG. 4 is a left side elevational view thereof;

FIG. 5 is a right side elevational view thereof;

FIG. 6 is a top plan view thereof, the enlarged detail is shown for ease of illustration; and,

FIG. 7 is a bottom plane view thereof.

1 Claim, 7 Drawing Sheets



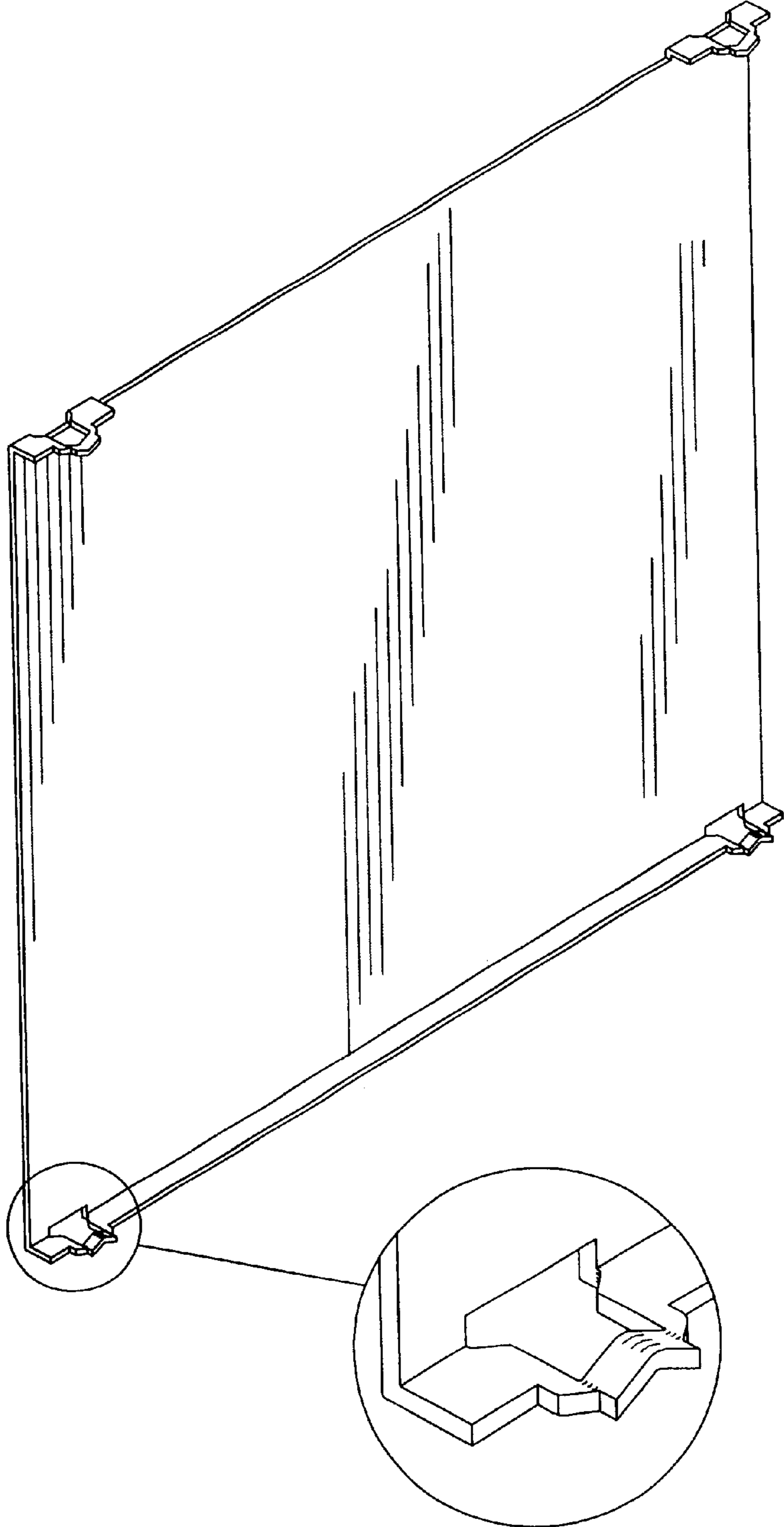


FIG-1

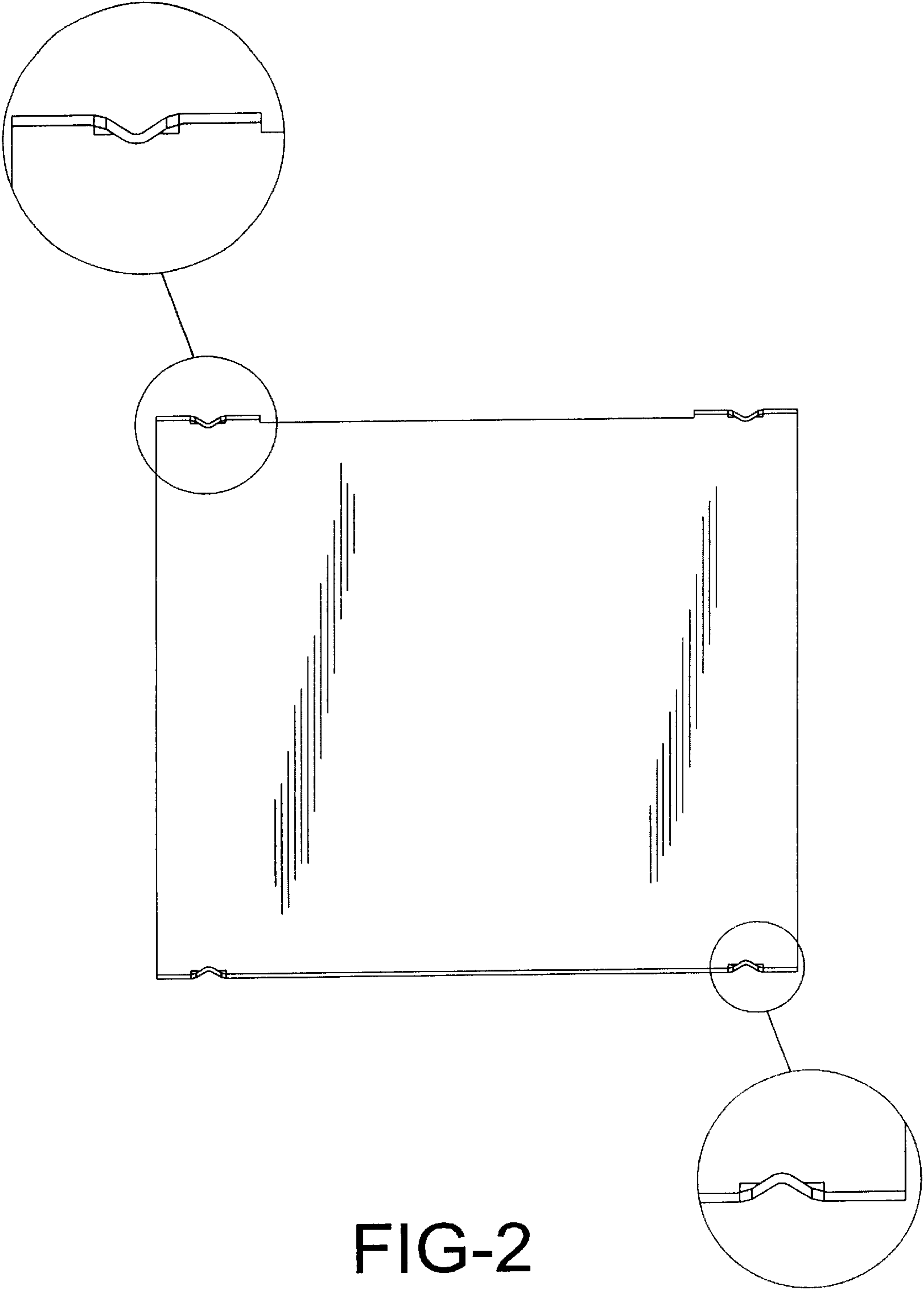


FIG-2

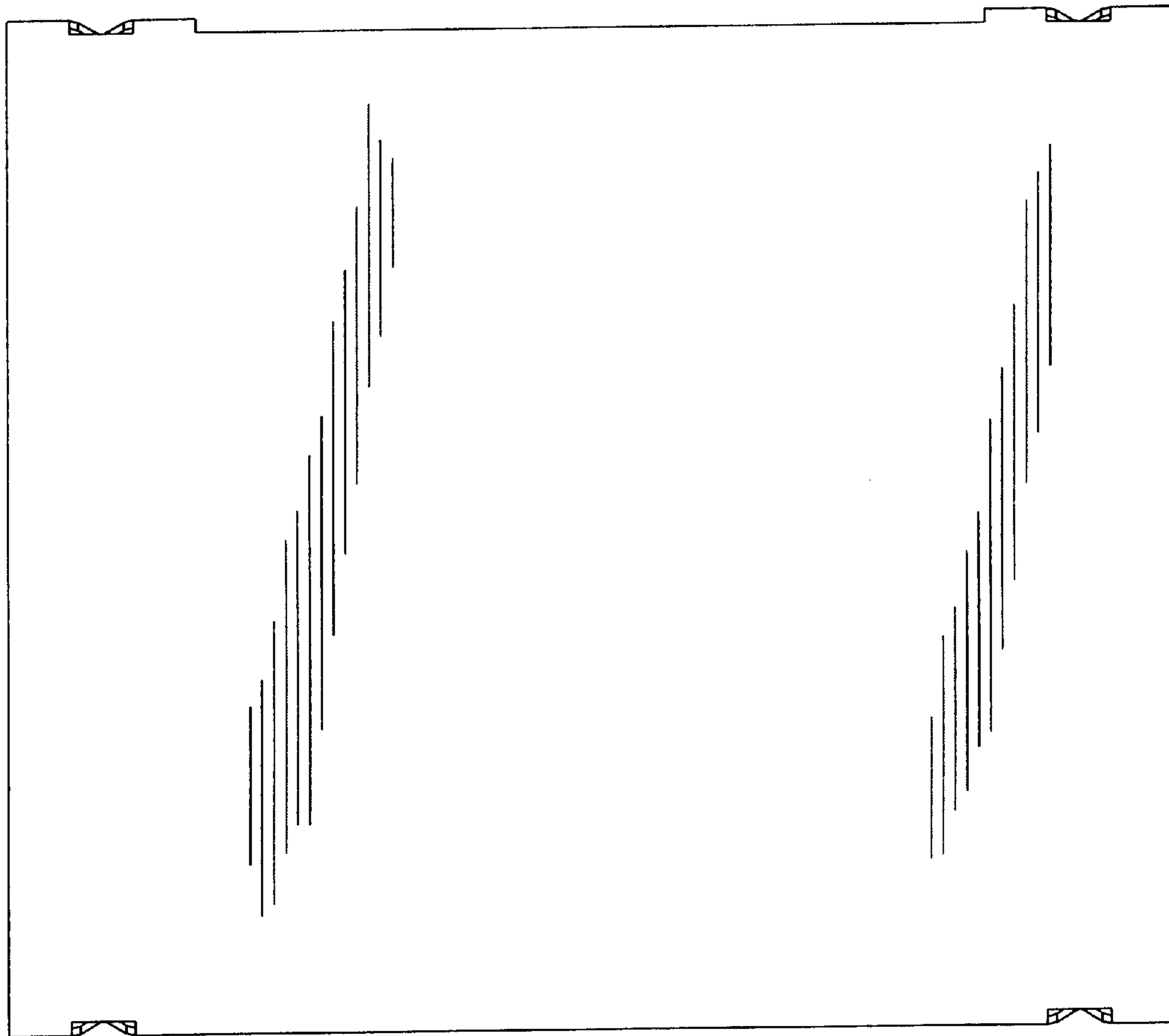


FIG-3

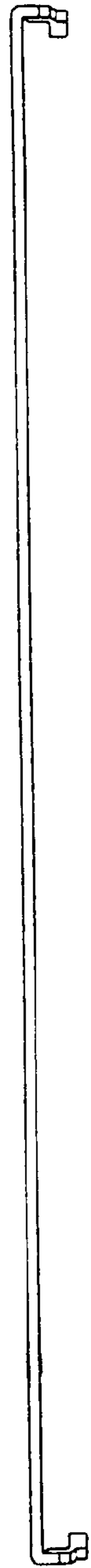


FIG-4

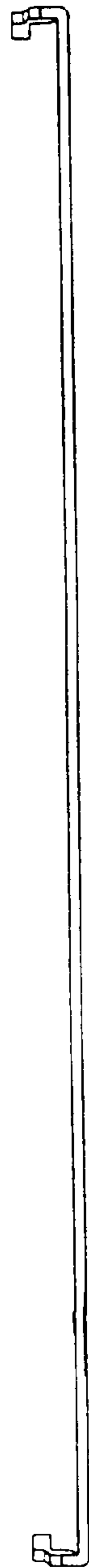


FIG-5

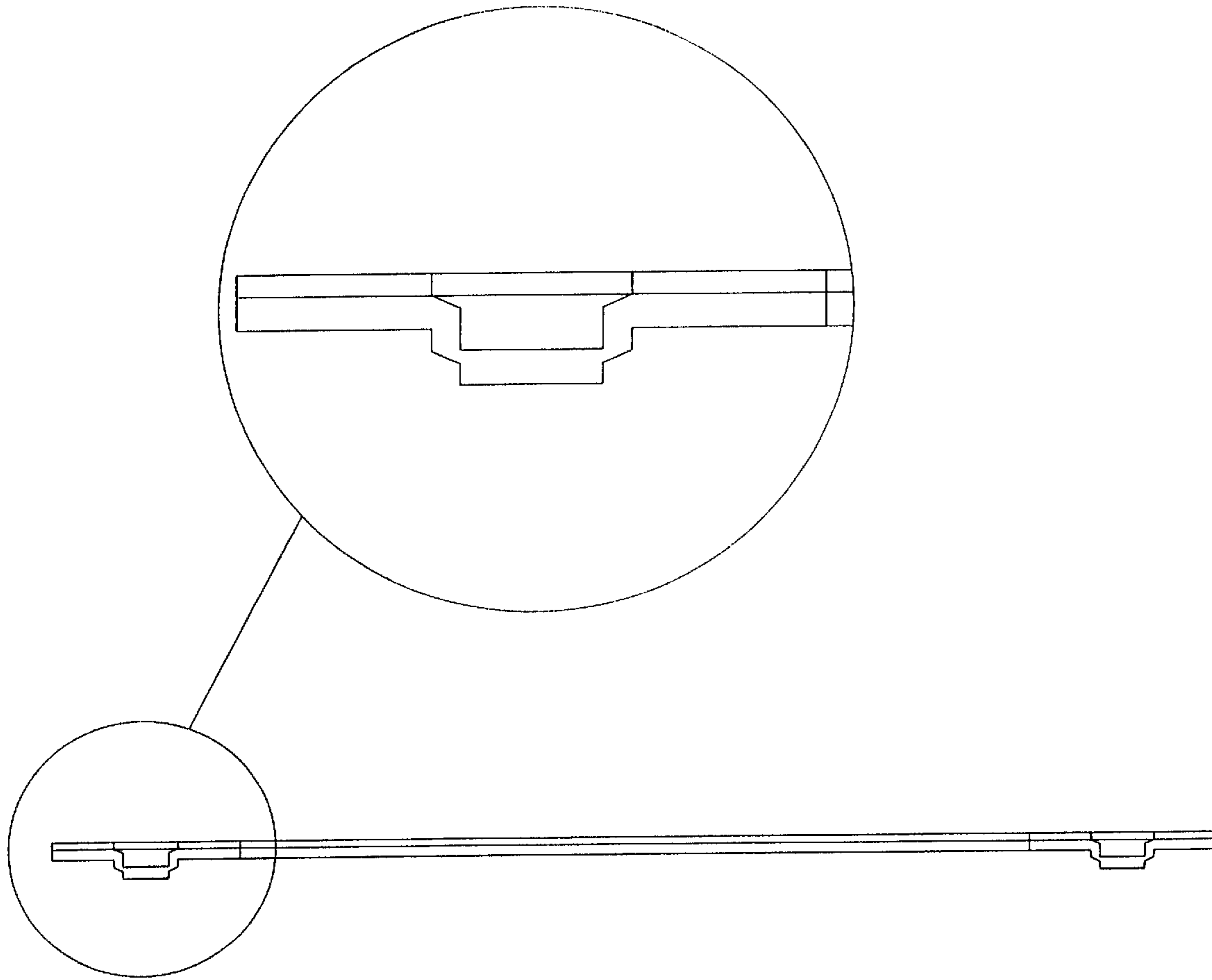


FIG-6




FIG-7