

US00D495988S1

(12) **United States Design Patent**  
**Beaunis et al.**

(10) **Patent No.:** **US D495,988 S**

(45) **Date of Patent:** **\*\* Sep. 14, 2004**

(54) **PLANE**

D426,804 S \* 6/2000 Birrenbach ..... D12/319  
D451,879 S \* 12/2001 Fraser ..... D12/319  
D484,451 S \* 12/2003 Fraser ..... D12/319

(75) Inventors: **Clement Beaunis**, Toulouse (FR);  
**Nick-John Herniman**, Blagnac (FR);  
**Eric Maury**, Toulouse (FR)

\* cited by examiner

(73) Assignee: **Airbus France S.A.S.**, Toulouse (FR)

*Primary Examiner*—**Marcus A. Jackson**

(\*\*) Term: **14 Years**

(74) *Attorney, Agent, or Firm*—**Oblon, Spivak, McClelland,  
Maier & Neustadt, P.C.**

(21) Appl. No.: **29/194,572**

(57) **CLAIM**

(22) Filed: **Nov. 28, 2003**

The ornamental design for a plane, as shown and described.

(30) **Foreign Application Priority Data**

**DESCRIPTION**

Jun. 20, 2003 (EP) ..... 42908

(51) **LOC (7) Cl.** ..... **12-99**

FIG. 1 is a top, rear and left side perspective view of a plane, showing our design; and,

(52) **U.S. Cl.** ..... **D12/319**

FIG. 2 is a top, front and right side perspective view thereof.

(58) **Field of Search** ..... D12/319-345;  
244/45 A, 45 R, 13, 15, 55, 91, 199

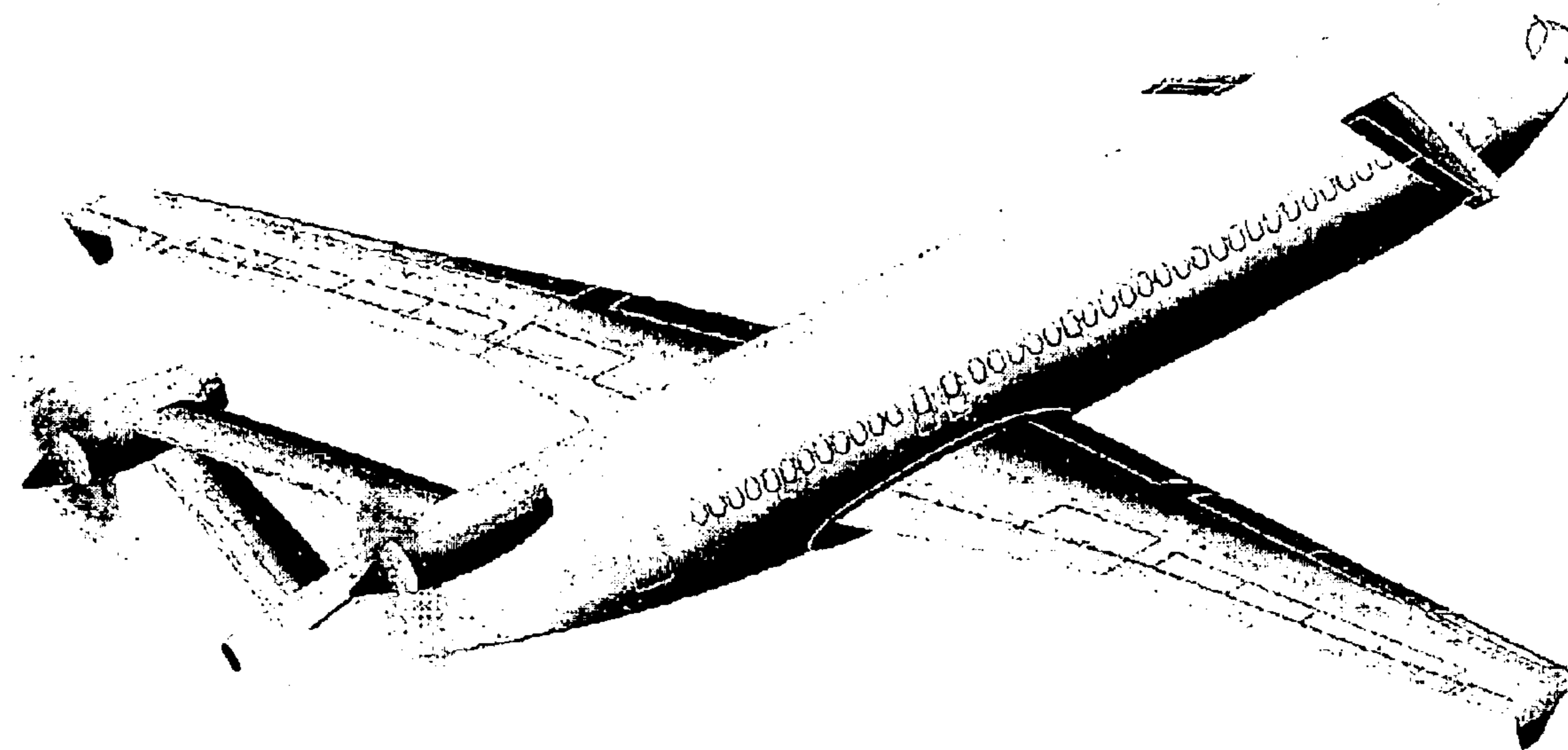
The exhaust rings shown in the figures are shown for illustrative purposes only and form no part of the claim design.

(56) **References Cited**

**U.S. PATENT DOCUMENTS**

D397,989 S \* 9/1998 Al-Sabah ..... D12/319

**1 Claim, 1 Drawing Sheet**



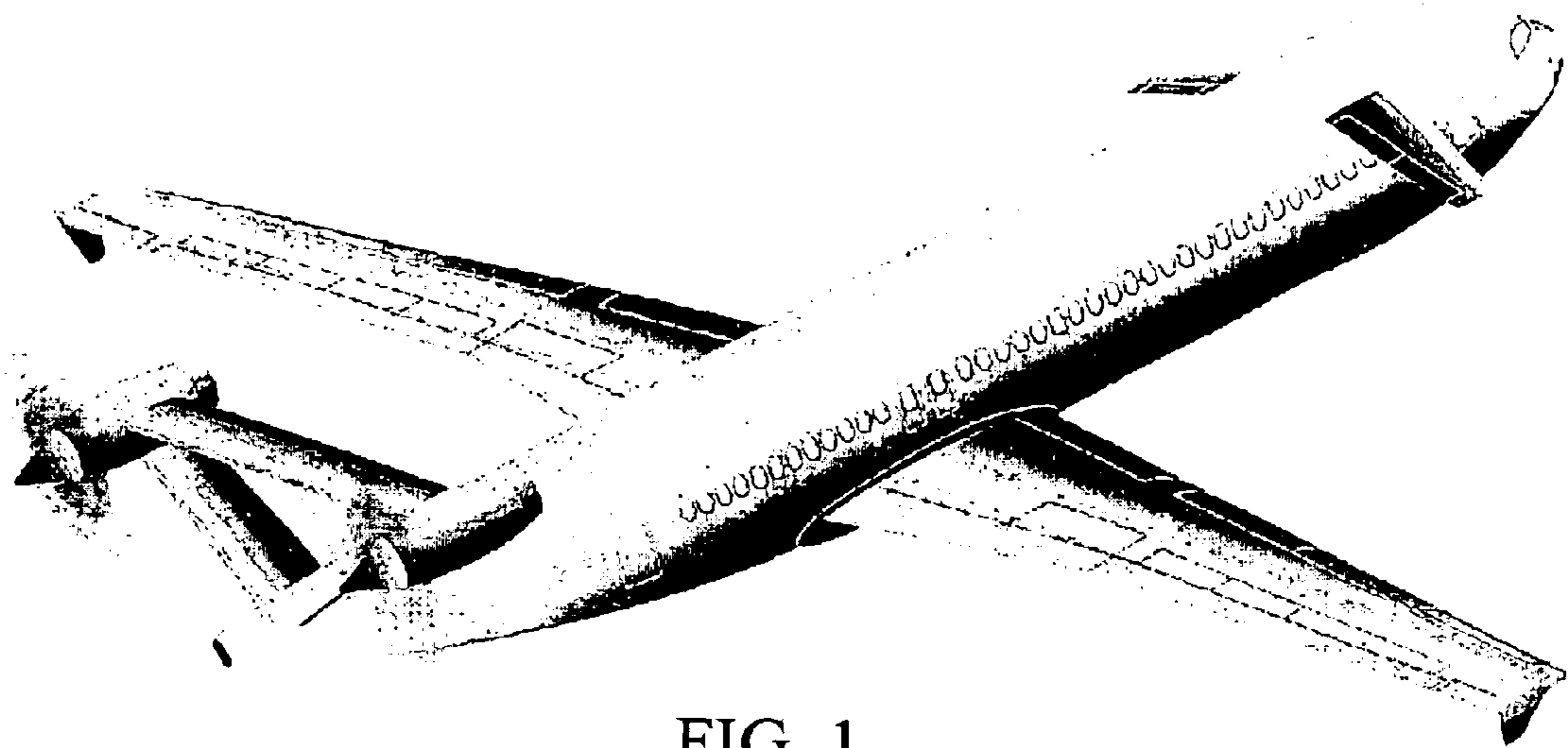


FIG. 1

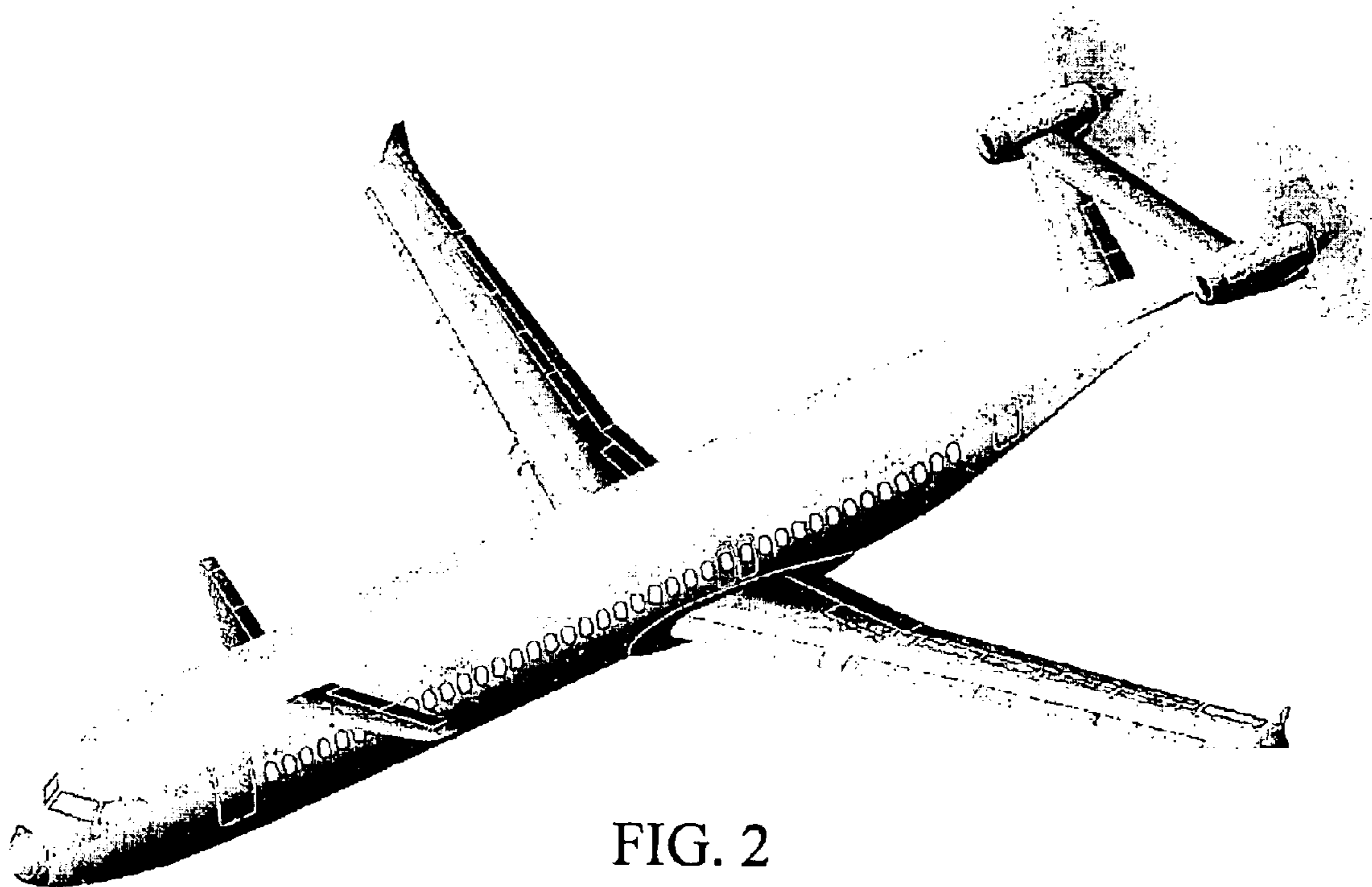


FIG. 2