

US00D495986S1

(12) **United States Design Patent**
Walbey, Jr.

(10) **Patent No.:** **US D495,986 S**
(45) **Date of Patent:** **** Sep. 14, 2004**

- (54) **VEHICLE-WHEEL FRONT FACE**
- (75) **Inventor:** **Gaylon G. Walbey, Jr., Livingston, TX (US)**
- (73) **Assignee:** **Mobile Hi-Tech Wheels, La Palma, CA (US)**
- (**) **Term:** **14 Years**
- (21) **Appl. No.:** **29/200,593**
- (22) **Filed:** **Mar. 1, 2004**
- (51) **LOC (7) Cl.** **12-16**
- (52) **U.S. Cl.** **D12/211**
- (58) **Field of Search** D12/204-213;
301/37.101, 64.101, 65

- D475,670 S * 6/2003 Chung D12/209
- D481,348 S * 10/2003 Kang D12/211
- D482,307 S * 11/2003 Lee D12/211
- D483,713 S * 12/2003 Tirado D12/209
- D488,762 S * 4/2004 Cahyono D12/209
- D489,308 S * 5/2004 Tirado D12/209

* cited by examiner

Primary Examiner—Stacia Cadmus
(74) *Attorney, Agent, or Firm*—Christie, Parker & Hale, LLP

(57) **CLAIM**

The ornamental design for vehicle-wheel front face, as shown and described.

DESCRIPTION

FIG. 1 is a perspective view of a vehicle-wheel front face according to my new design;
FIG. 2 is a front elevational view thereof; and,
FIG. 3 is a side elevational view thereof.
Portions of the wheel depicted in broken line are for illustrative purposes only, and form no part of the claimed design.

(56) **References Cited**

U.S. PATENT DOCUMENTS

- D455,703 S * 4/2002 Foose D12/211
- D466,069 S * 11/2002 Kataoka D12/211
- D466,464 S * 12/2002 Hodges D12/209
- D471,499 S * 3/2003 Cahyono D12/209
- D474,141 S * 5/2003 Foose D12/211

1 Claim, 3 Drawing Sheets

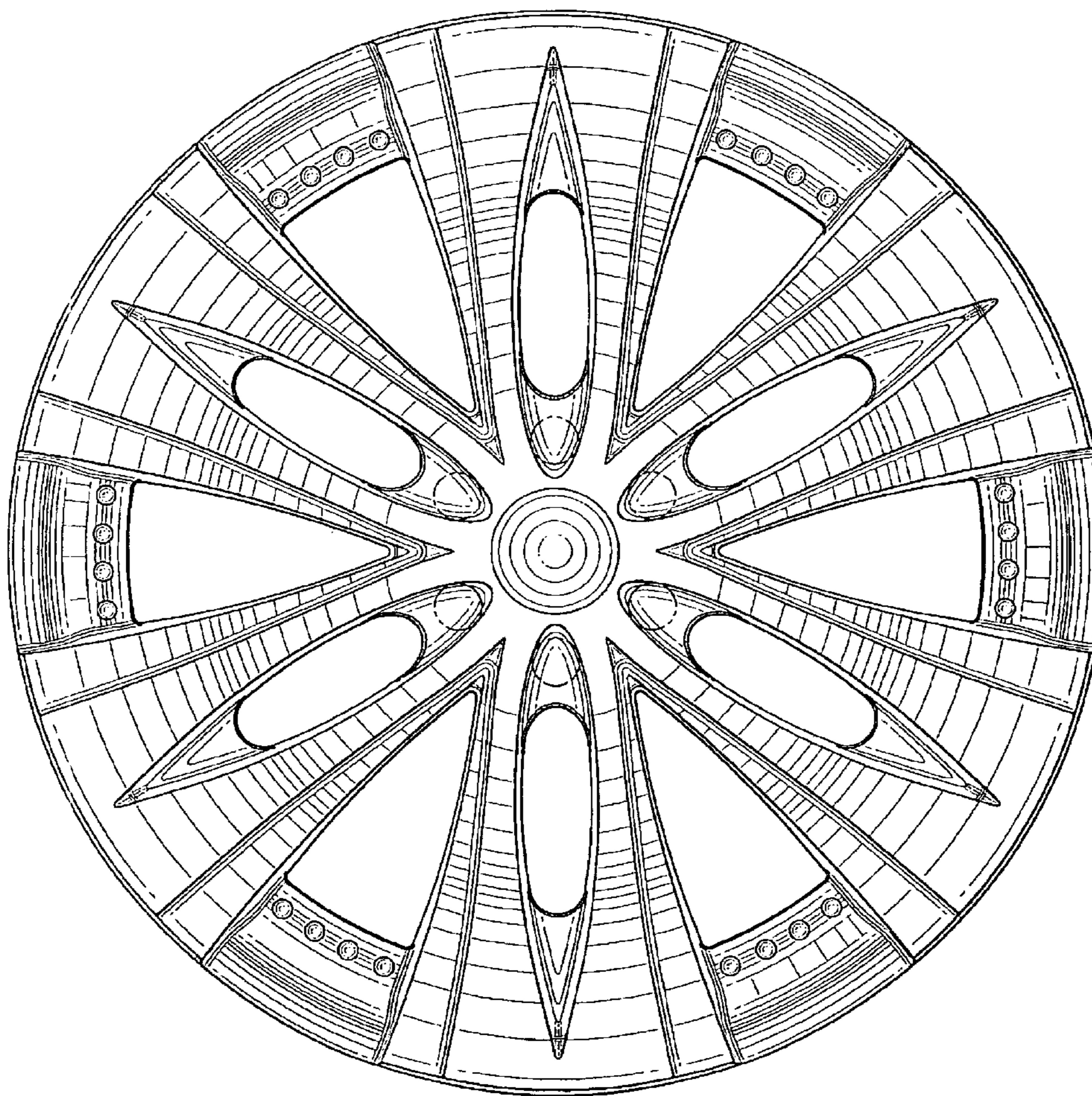


FIG. 1

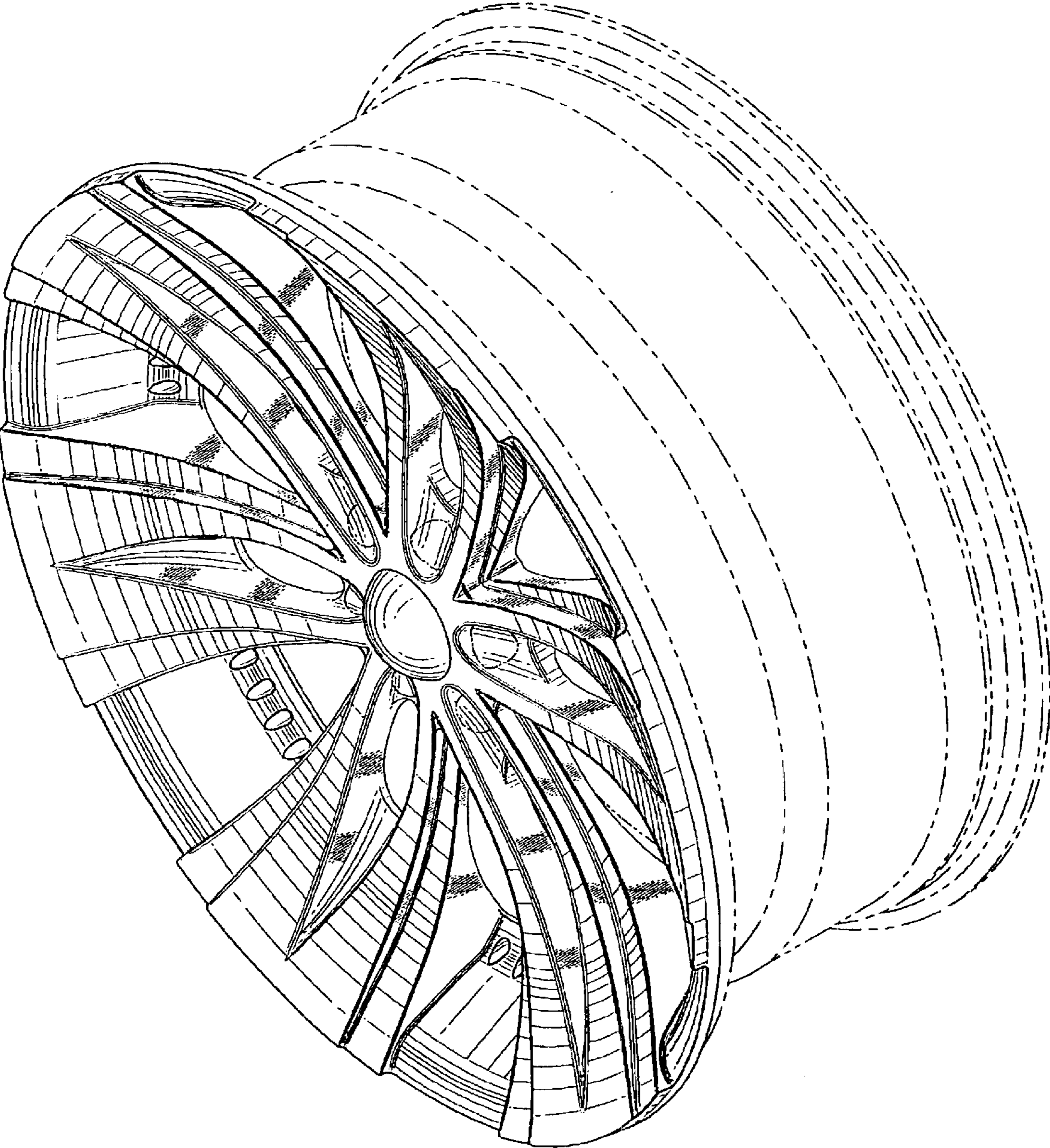


FIG. 2

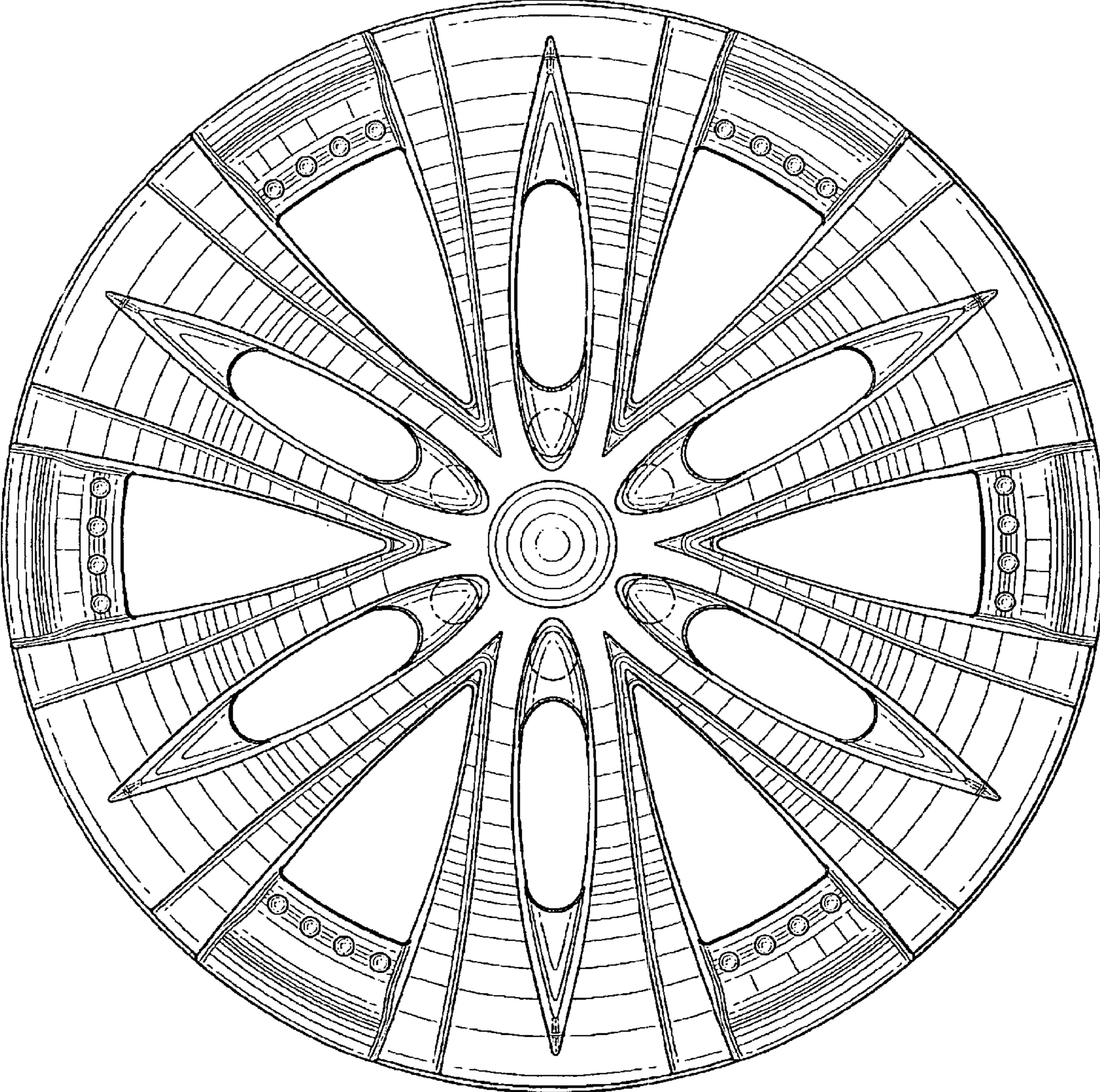


FIG. 3

