



US00D495977S1

(12) **United States Design Patent** (10) **Patent No.:** **US D495,977 S**
Stinson (45) **Date of Patent:** **** Sep. 14, 2004**

(54) **SET OF TRAILER STEPS**

(75) Inventor: **Alan Stinson**, Gallatin, TN (US)

(73) Assignee: **Stratos Boats, Inc.**, Murfreesboro, TN (US)

(**) Term: **14 Years**

(21) Appl. No.: **29/181,908**

(22) Filed: **May 16, 2003**

(51) **LOC (7) Cl.** **12-10**

(52) **U.S. Cl.** **D12/106; D12/203**

(58) **Field of Search** D12/101, 106,
D12/203, 400; 280/153.5, 163, 164.1, 164.2,
414.1, 414.2, 414.3, 847

(56) **References Cited**

U.S. PATENT DOCUMENTS

D55,494 S	*	6/1920	White	D12/400
4,032,167 A	*	6/1977	Chereda	410/3
D315,134 S	*	3/1991	Springer	D12/203
5,152,856 A	*	10/1992	Thein et al.	156/79
D410,612 S	*	6/1999	Payne	D12/203
D440,931 S	*	4/2001	Knight et al.	D12/203
6,439,589 B1	*	8/2002	Payne	280/163
6,523,846 B1	*	2/2003	Bennett et al.	280/163
D471,848 S	*	3/2003	Farkash	D12/203
D471,849 S	*	3/2003	Farkash	D12/203
6,659,484 B2	*	12/2003	Knodle et al.	280/166

OTHER PUBLICATIONS

“2003 Product Catalog,” Skeeter Performance Fishing Boats, 44 pages (2003).

“Ride & Decide,” Champion Boats 51 pages (2002).

“Still Building Legends . . . One at a Time.,” Ranger Boats, pp. 1–84 (2003).

“The Choice of the World’s Best Anglers,” Nitro, 8 pages (2003).

* cited by examiner

Primary Examiner—Robert M. Spear

(74) *Attorney, Agent, or Firm*—Merchant & Gould P.C.

(57) **CLAIM**

The ornamental design for a set of trailer steps, as shown and described.

DESCRIPTION

FIG. 1 is a top, rear, left perspective view of a left step of my design;

FIG. 2 is a top view of the step of FIG. 1, the bottom view not being visible in normal use and not forming a part of this design;

FIG. 3 is a left side view of the step of FIG. 1, the right side not being visible in normal use and not forming a part of this design;

FIG. 4 is a front view of the step of FIG. 1, the rear not being visible in normal use and not forming a part of this design;

FIG. 5 is a top, rear, right view of a right step according to my design;

FIG. 6 is a top view of the step of FIG. 5, the bottom not being visible in normal use and not forming a part of this design;

FIG. 7 is a right side view of the step of FIG. 5, the left side not being visible in normal use and not forming a part of this design;

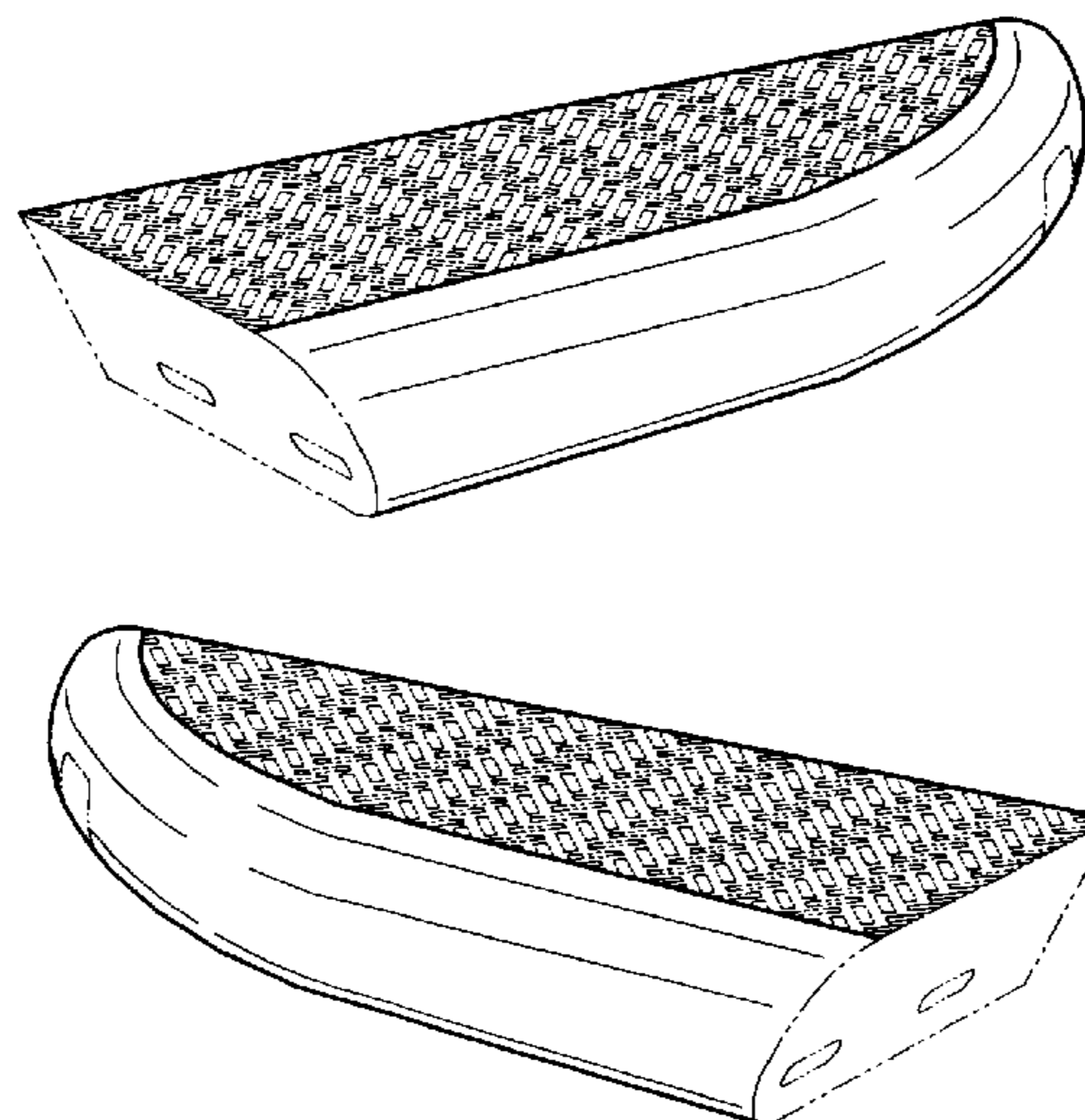
FIG. 8 is a front view of the step of FIG. 5, the rear not being visible in normal use and not forming a part of this design;

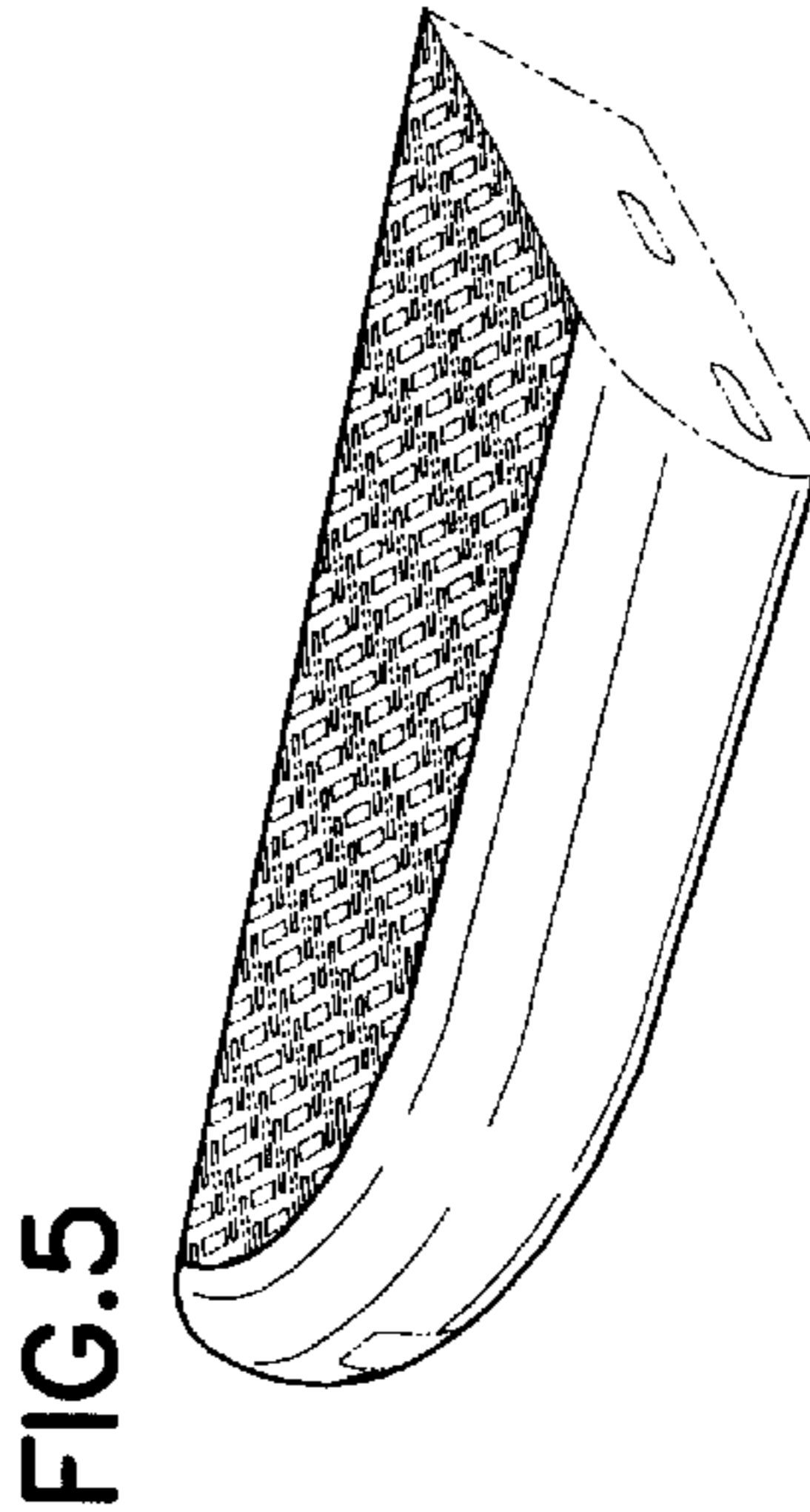
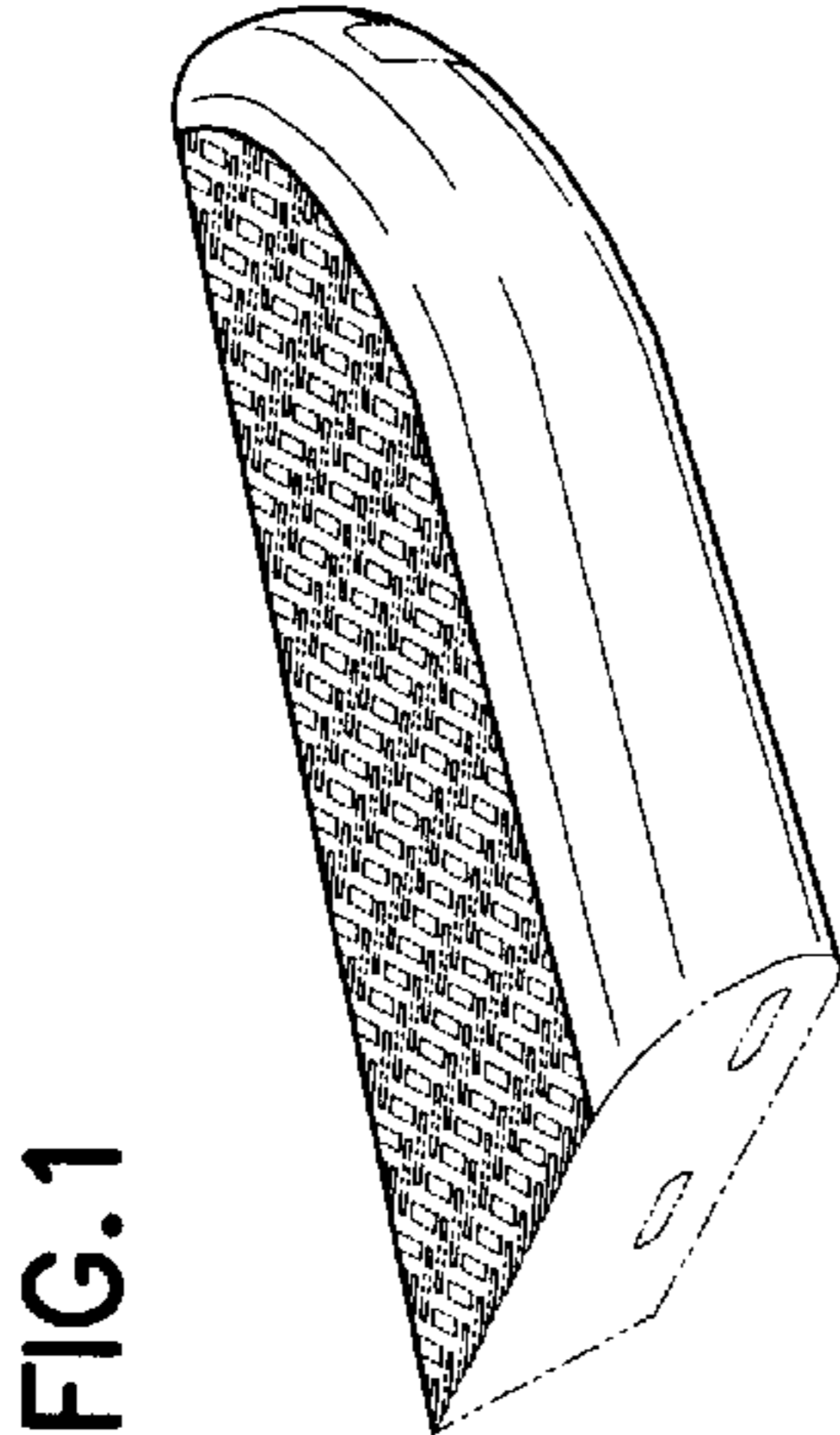
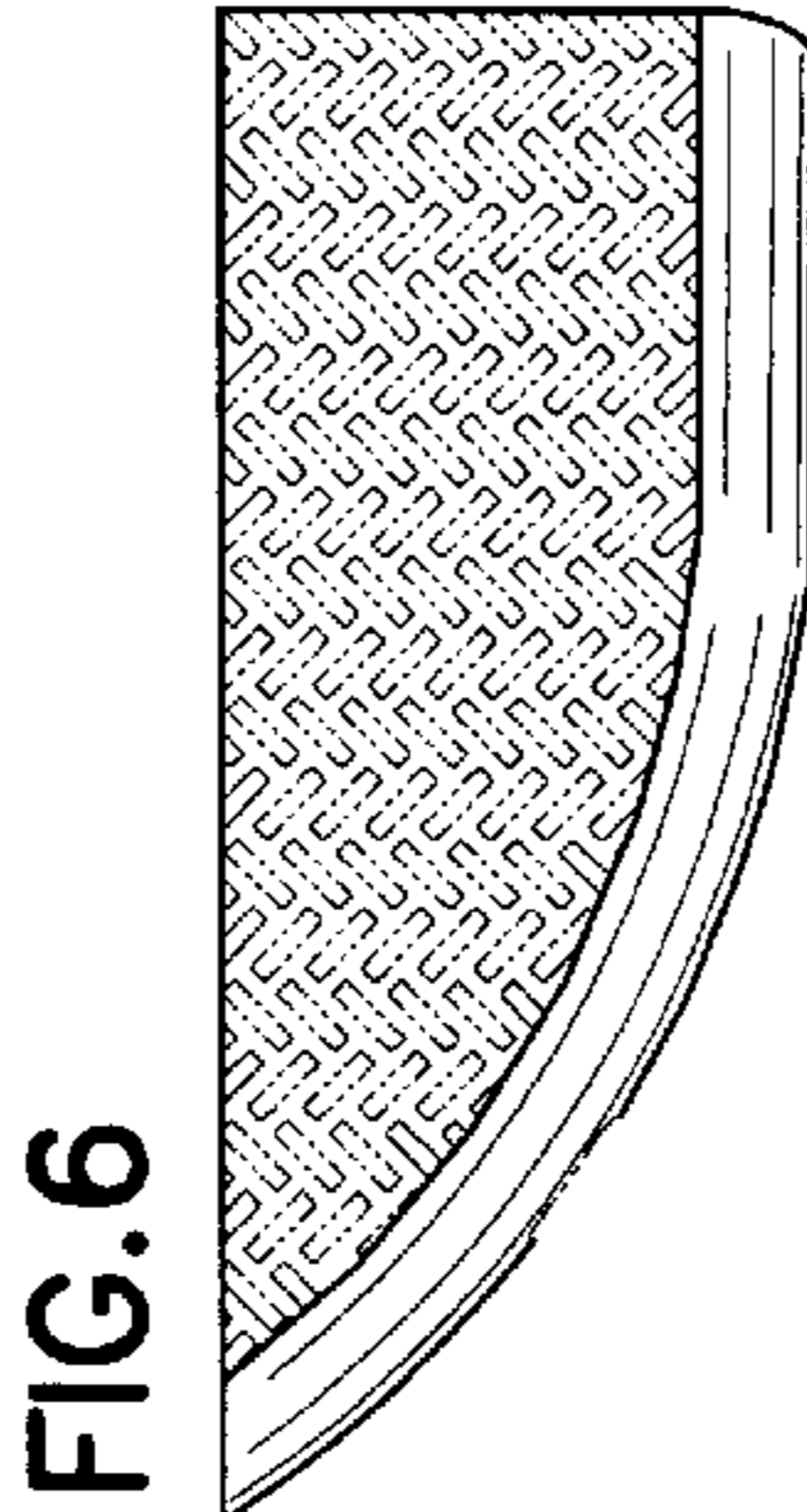
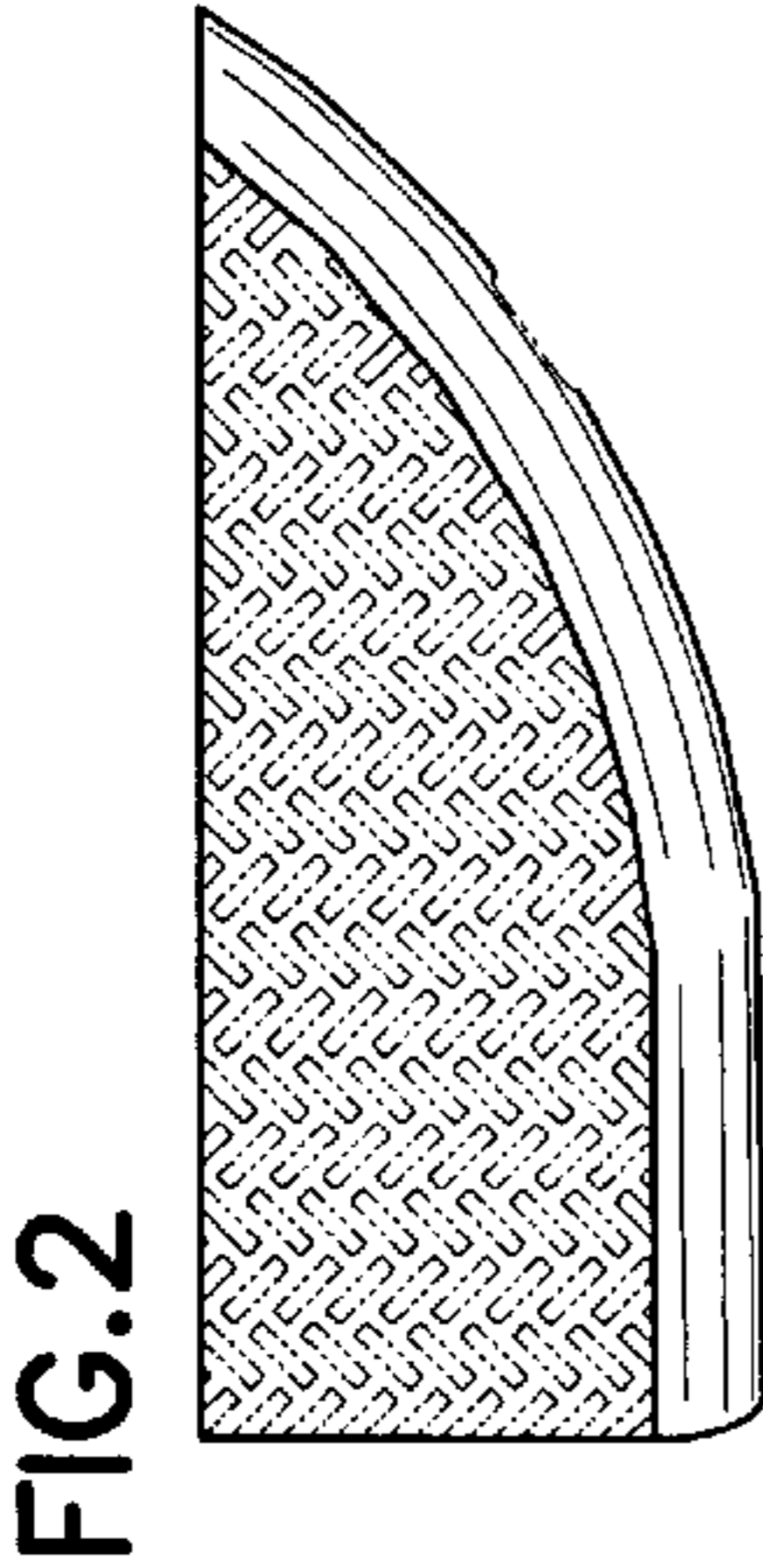
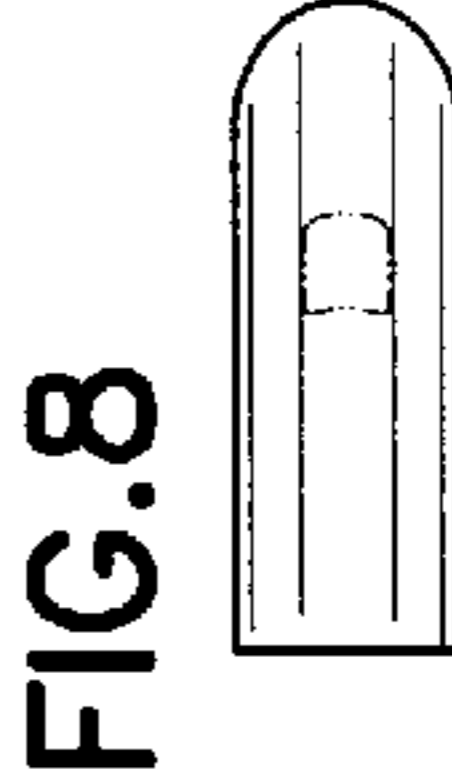
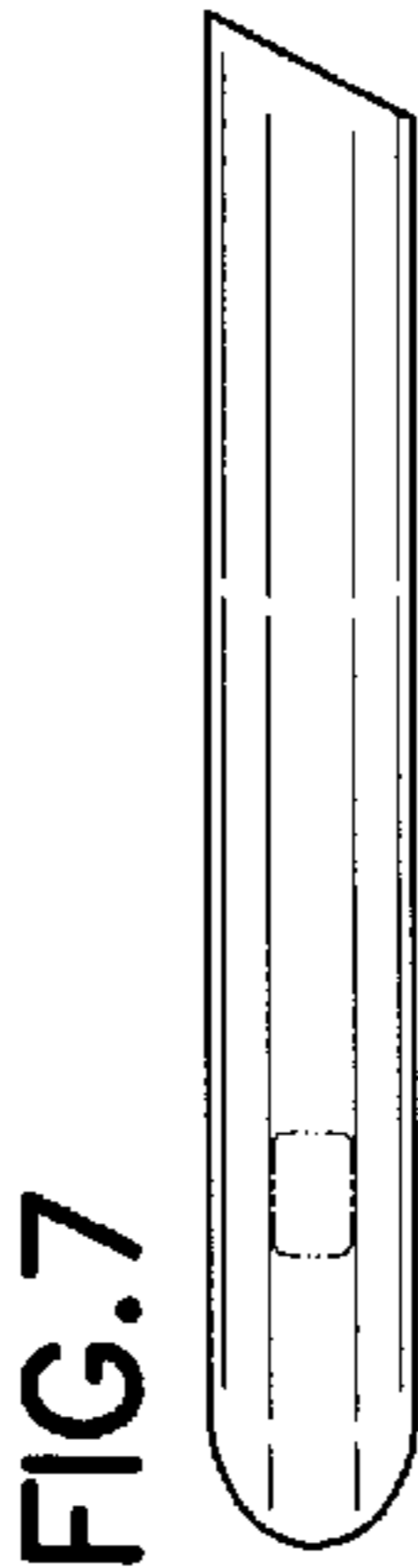
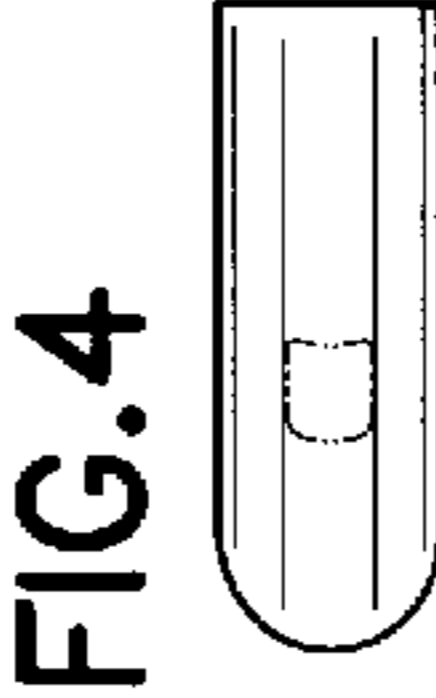
FIG. 9 is a top view of a trailer including the steps of FIGS. 1 and 5; and,

FIG. 10 is a side view of the trailer of FIG. 9.

The broken lines shown along the curved side of the steps represent boundaries of the claimed design and form no part thereof; all other broken lines represent environmental structure and form no part of the claimed design.

1 Claim, 2 Drawing Sheets





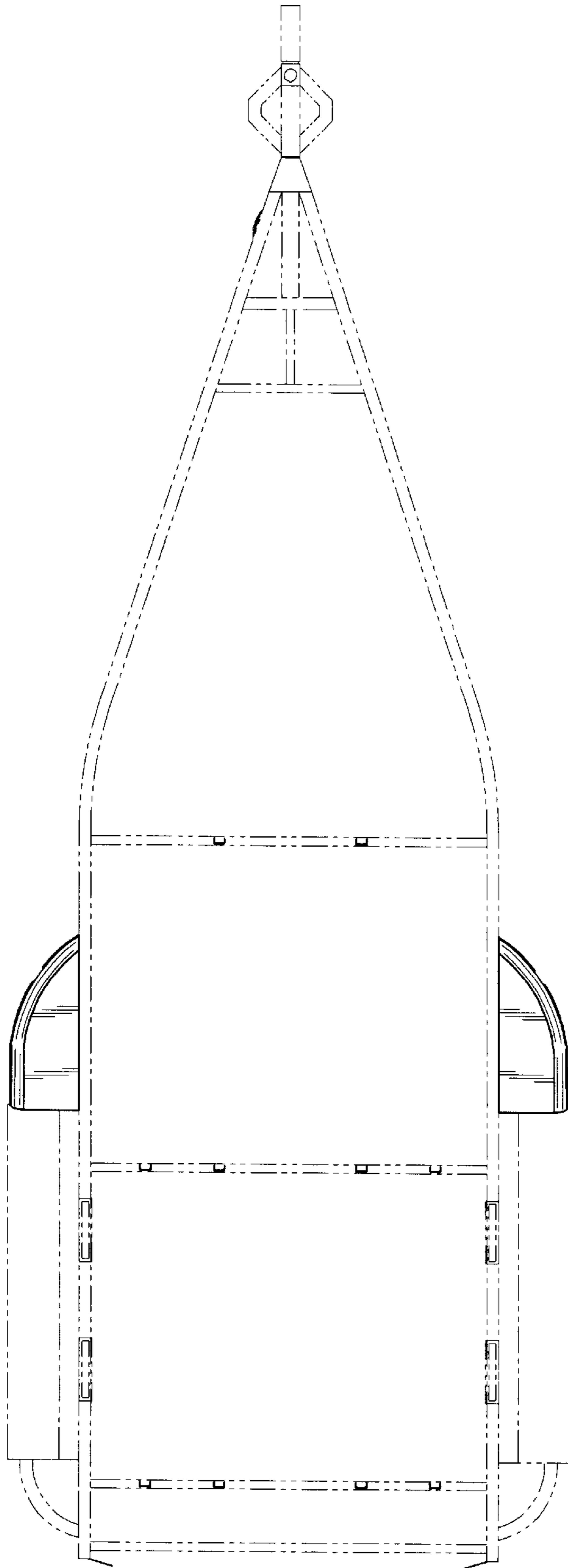


FIG. 9

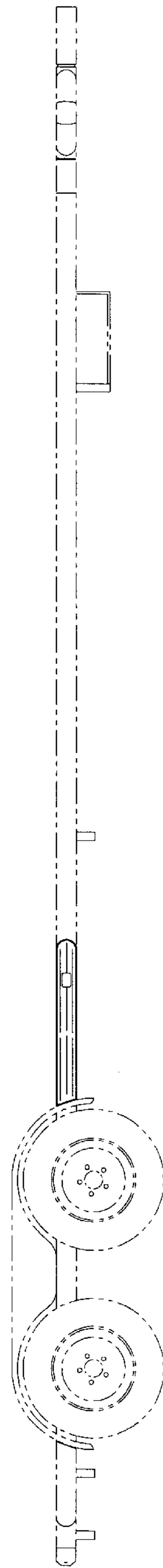


FIG. 10