

US00D495972S1

(12) **United States Design Patent**
Pettingill

(10) **Patent No.:** **US D495,972 S**

(45) **Date of Patent:** **** Sep. 14, 2004**

(54) **APPAREL WAIST EXPANSION STRAP**

(76) **Inventor:** **Linda Pettingill**, 2016 N. Capella Ct.,
Costa Mesa, CA (US) 92626

(**) **Term:** **14 Years**

(21) **Appl. No.:** **29/189,477**

(22) **Filed:** **Sep. 5, 2003**

(51) **LOC (7) Cl.** **02-07**

(52) **U.S. Cl.** **D11/220**

(58) **Field of Search** D11/200-231;
24/303, 66.1, 201, 114.6, 693; D8/382;
D2/627; 2/311, 338, 919, 920; 206/265,
345, 348, 460

(56) **References Cited**

U.S. PATENT DOCUMENTS

3,083,429 A * 4/1963 Barlow et al. 24/693
3,848,270 A * 11/1974 Rand 2/311
5,379,888 A * 1/1995 Rentos 24/66.1

6,434,801 B2 * 8/2002 Grunberger 24/303
D473,159 S * 4/2003 Matsui et al. D11/220
D489,292 S * 5/2004 Matsui et al. D11/220

* cited by examiner

Primary Examiner—Catherine R. Oliver

(74) *Attorney, Agent, or Firm*—Walter A. Rodgers

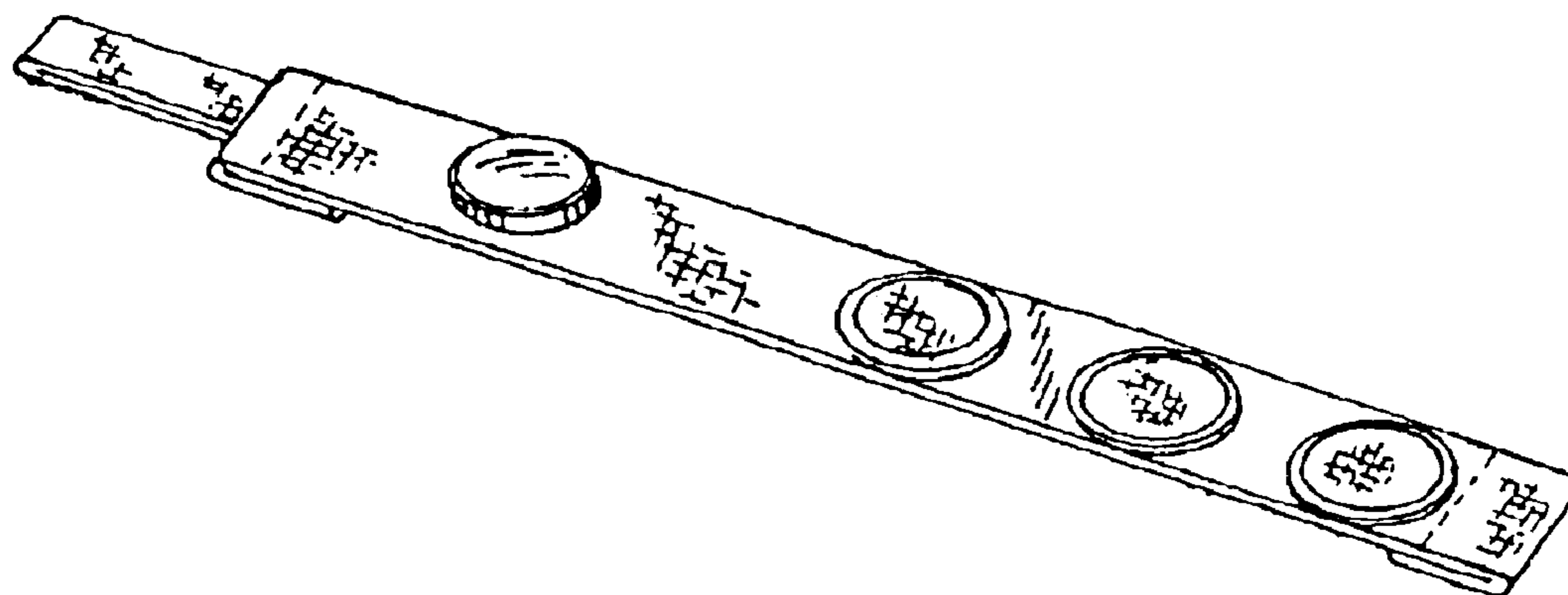
(57) **CLAIM**

The ornamental design for an apparel waist expansion strap,
as shown and described.

DESCRIPTION

FIG. 1 is a perspective view of an apparel waist expansion
strap showing my new design;
FIG. 2 is a top plan view thereof;
FIG. 3 is a front elevational view thereof, the rear being
identical in appearance;
FIG. 4 is a bottom plan view thereof;
FIG. 5 is a right side elevational view thereof; and,
FIG. 6 is a left side elevational view thereof.

1 Claim, 1 Drawing Sheet



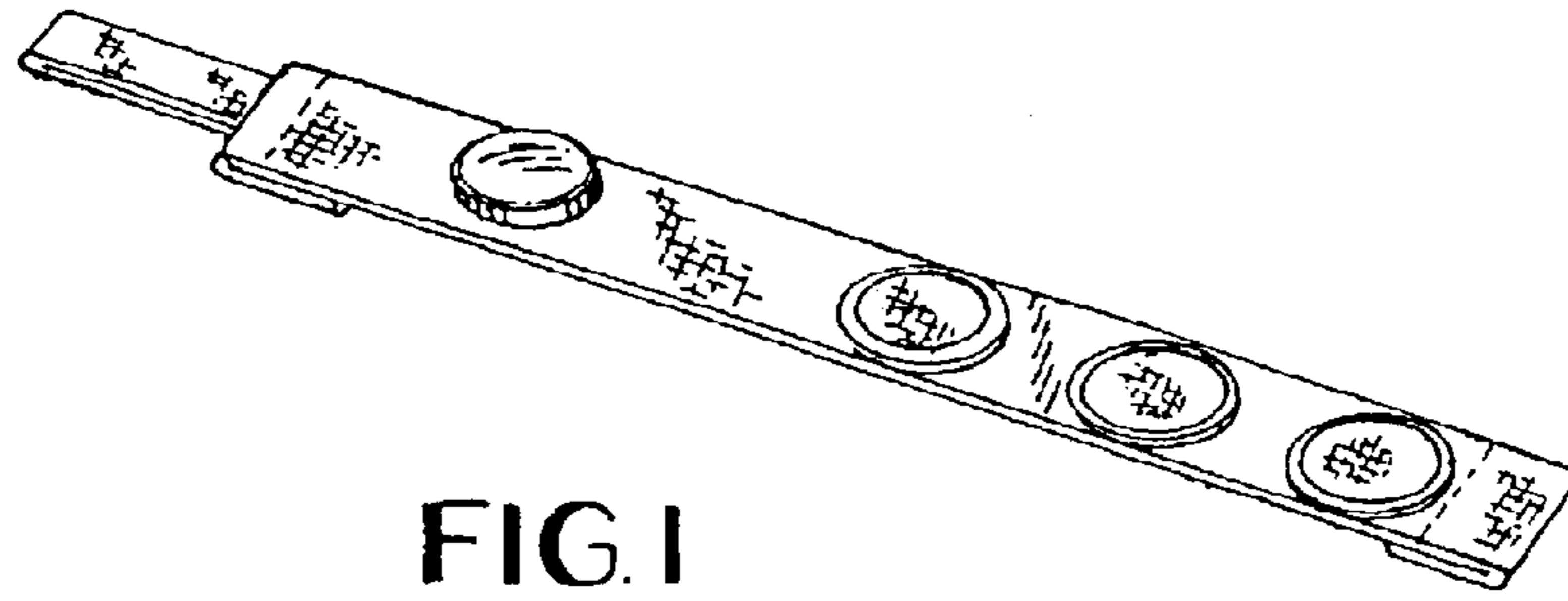


FIG. 1



FIG. 2

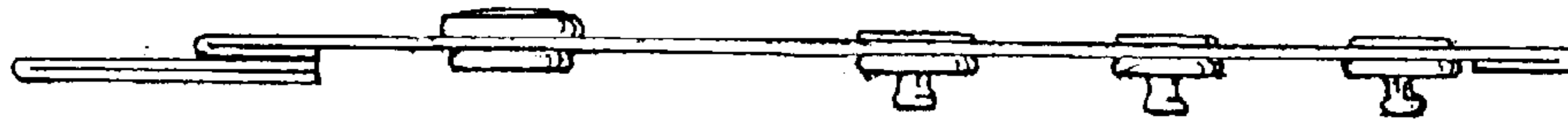


FIG. 3



FIG. 4



FIG. 5



FIG. 6