

US00D495967S1

(12) **United States Design Patent**
Hara

(10) **Patent No.:** **US D495,967 S**

(45) **Date of Patent:** **** Sep. 14, 2004**

(54) **RING**

D442,109 S * 5/2001 Cabarbaye D11/27
D480,981 S * 10/2003 Pasquetti D11/26

(75) **Inventor:** **Masatsugu Hara, Shizuoka (JP)**

* cited by examiner

(73) **Assignee:** **Jewel Karati Inc. (JP)**

Primary Examiner—Catherine R. Oliver

(**) **Term:** **14 Years**

(74) *Attorney, Agent, or Firm*—Lowe Hauptman Gilman & Berner, LLP

(21) **Appl. No.:** **29/168,126**

(57) **CLAIM**

(22) **Filed:** **Sep. 27, 2002**

The ornamental design for a ring, as shown.

(30) **Foreign Application Priority Data**

DESCRIPTION

Mar. 29, 2002 (JP) 2002-008427

(51) **LOC (7) Cl.** **11-01**

(52) **U.S. Cl.** **D11/26**

(58) **Field of Search** D11/26-40; 63/15,
63/15.1-15.5, 15.45, 15.6, 15.65, 15.7,
15.8, 26-28


Photograph 1 is a front elevational view of a ring showing my design;
Photograph 2 is a rear elevational view thereof;
Photograph 3 is a left side elevational view thereof;
Photograph 4 is a right side elevational view thereof;
Photograph 5 is a top plan view thereof;
Photograph 6 is a bottom plan view thereof; and,
Photograph 7 is a perspective view take from the top, front and right side thereof.

(56) **References Cited**

U.S. PATENT DOCUMENTS

D393,226 S * 4/1998 Shenhav D11/27

1 Claim, 7 Drawing Sheets






FIG. 1

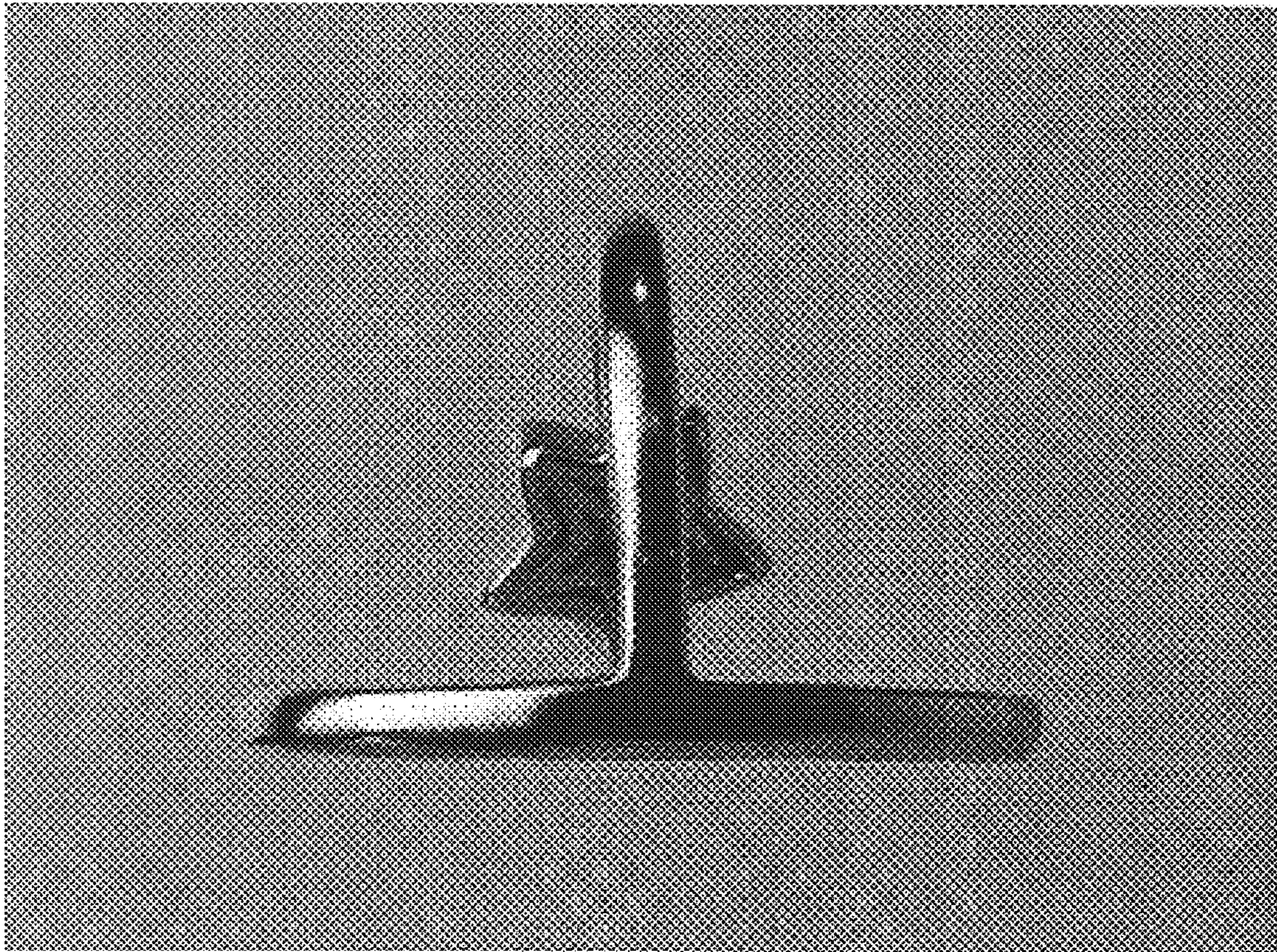


FIG. 2




FIG. 3




FIG. 4




FIG. 5

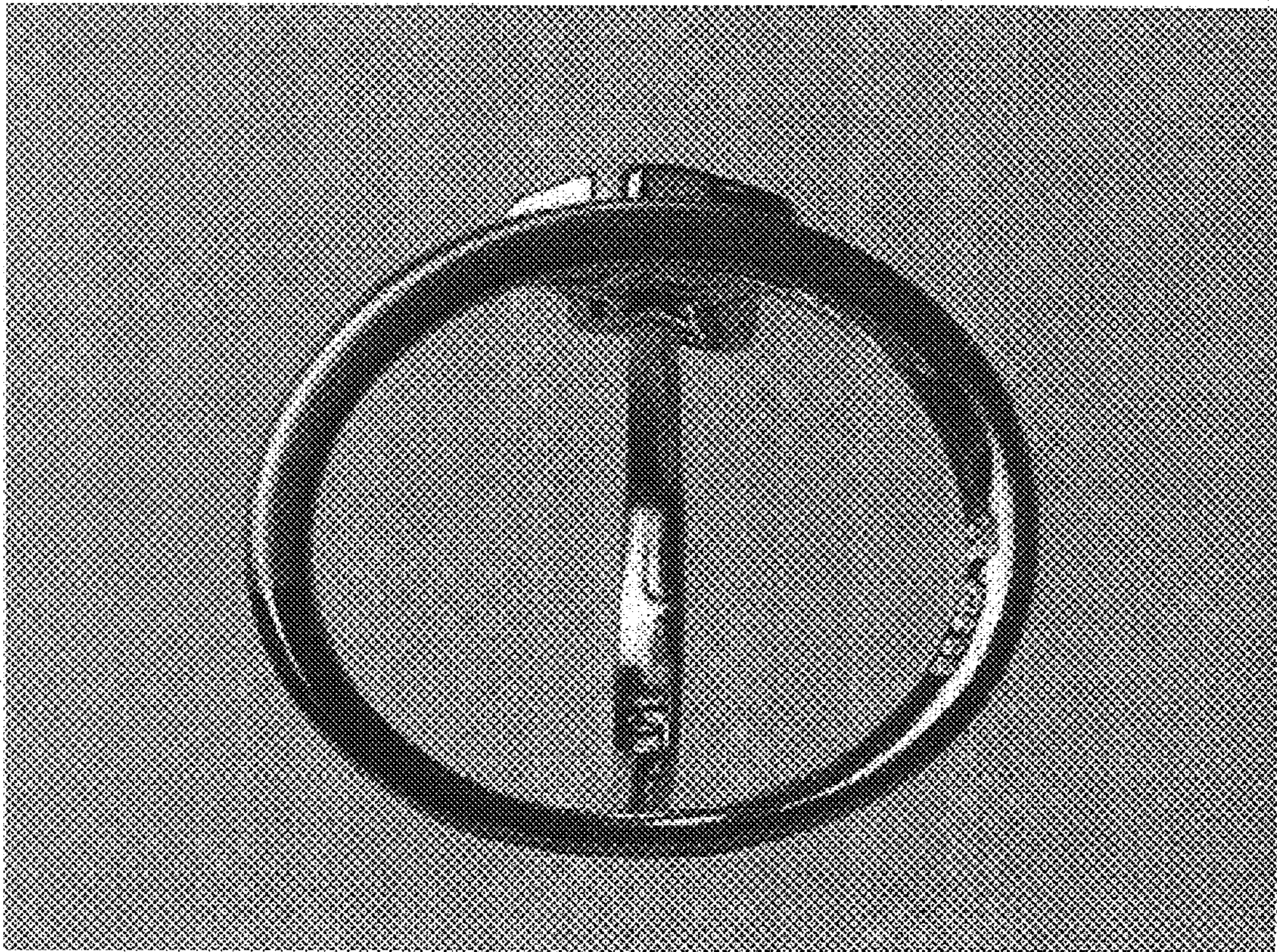


FIG. 6



FIG. 7