



US00D495961S1

(12) **United States Design Patent** (10) **Patent No.:** **US D495,961 S**  
**Bakic** (45) **Date of Patent:** **\*\* Sep. 14, 2004**

(54) **BOTTLE**  
 (75) Inventor: **Dieter Bakic**, Munich (DE)  
 (73) Assignee: **DB Design GmbH** (DE)  
 (\*\*) Term: **14 Years**  
 (21) Appl. No.: **29/192,054**  
 (22) Filed: **Oct. 17, 2003**

D259,022 S \* 4/1981 Weckman ..... D9/542  
 D303,100 S \* 8/1989 Segati ..... D9/563  
 D311,863 S 11/1990 Vola  
 D355,369 S \* 2/1995 Lund et al. .... D9/558  
 D392,898 S \* 3/1998 Butler et al. .... D9/574  
 D416,491 S 11/1999 Gobe  
 D416,804 S \* 11/1999 Haas et al. .... D9/542  
 D432,425 S \* 10/2000 Feigenbaum ..... D9/571 X  
 D432,721 S 10/2000 Lerolle  
 D485,183 S 1/2004 Lerolle

(30) **Foreign Application Priority Data**  
 Apr. 17, 2003 (WO) ..... DM/063 712  
 (51) **LOC (7) Cl.** ..... **09-01**  
 (52) **U.S. Cl.** ..... **D9/563; D9/571**  
 (58) **Field of Search** ..... D9/516, 521, 530,  
 D9/537, 539, 542, 549, 558, 563, 571,  
 574; 215/382-384, 396, 398, 400, 12.1,  
 12.2, 375

\* cited by examiner

*Primary Examiner*—Philip S. Hyder  
*Assistant Examiner*—Carol Rademaker  
 (74) *Attorney, Agent, or Firm*—Cantor Colburn LLP

(56) **References Cited**  
**U.S. PATENT DOCUMENTS**  
 D97,178 S \* 10/1935 Clevenger ..... D9/571  
 D116,866 S \* 9/1939 Smith ..... D9/571  
 D173,879 S \* 1/1955 Olifiers ..... D9/571  
 D201,396 S \* 6/1965 Matthews ..... D9/542  
 D220,561 S 4/1971 Quintal  
 D220,868 S \* 6/1971 Strand ..... D9/542  
 D221,835 S \* 9/1971 Higgs ..... D9/574 X  
 D229,607 S \* 12/1973 Casey et al. .... D9/571  
 D255,543 S \* 6/1980 Shortino ..... D9/574  
 D258,348 S 2/1981 Hoyt

(57) **CLAIM**  
 The ornamental design for the bottle, as shown and described.

**DESCRIPTION**

FIG. 1 is a front perspective view of a bottle, showing my new design;  
 FIG. 2 is a front view thereof, the back view being a mirror image;  
 FIG. 3 is a right side view thereof, the left side being a mirror image;  
 FIG. 4 is a top view thereof; and,  
 FIG. 5 is a bottom view thereof.  
 The broken lines shown in the figures are for illustrative purposes only and form no part of the claimed design.

**1 Claim, 3 Drawing Sheets**



FIG. 1



FIG. 2

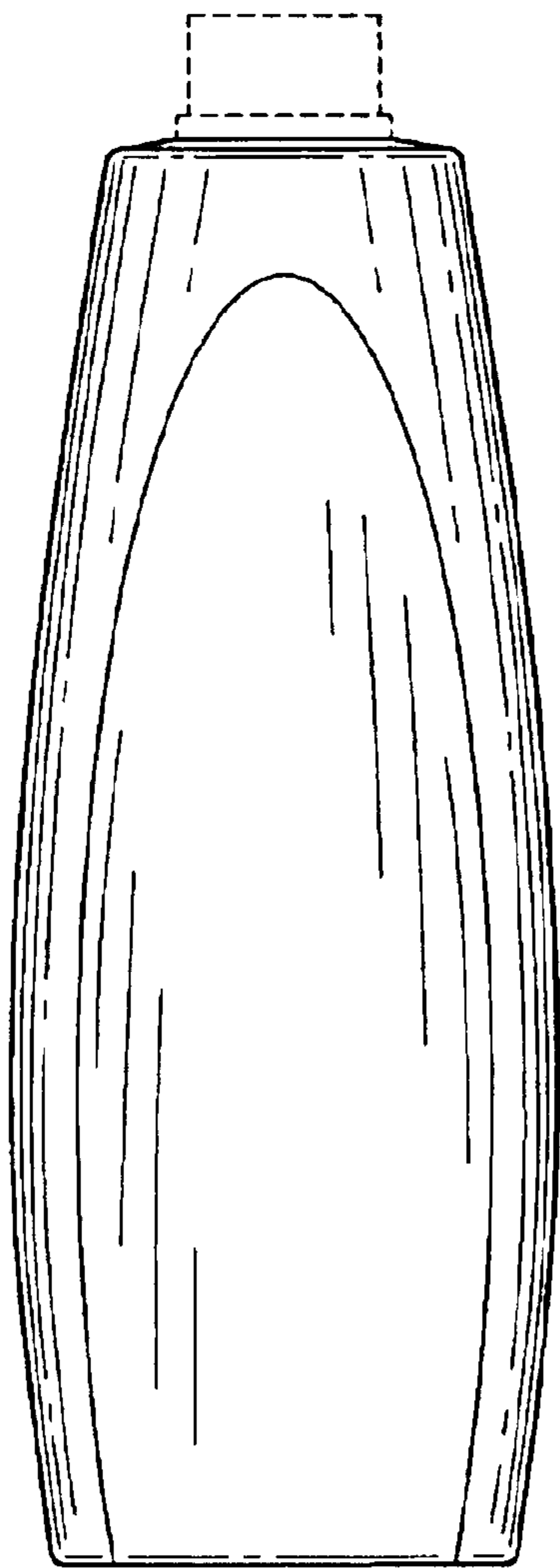
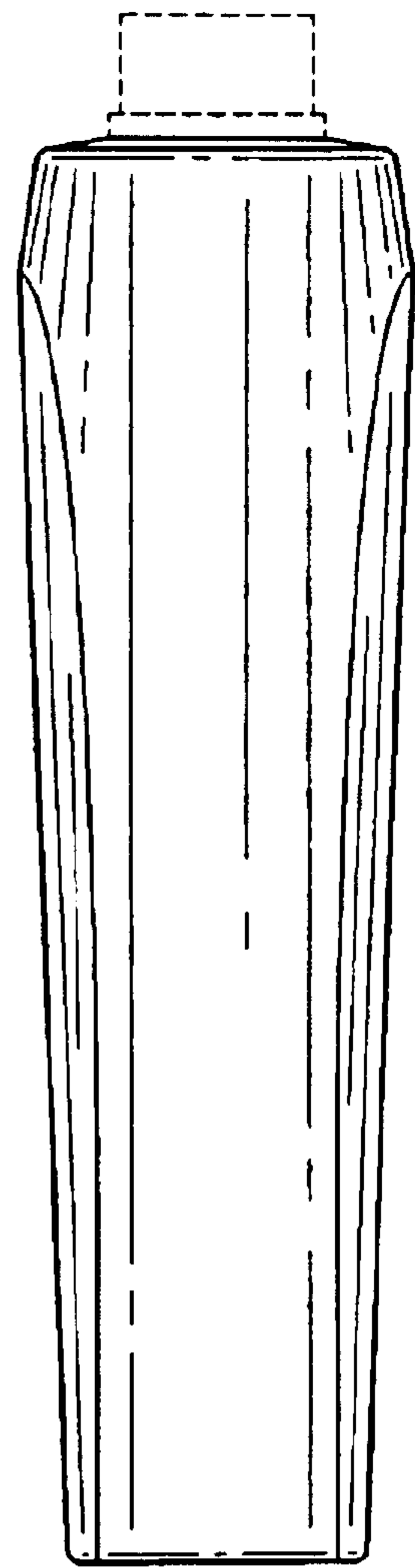


FIG. 3



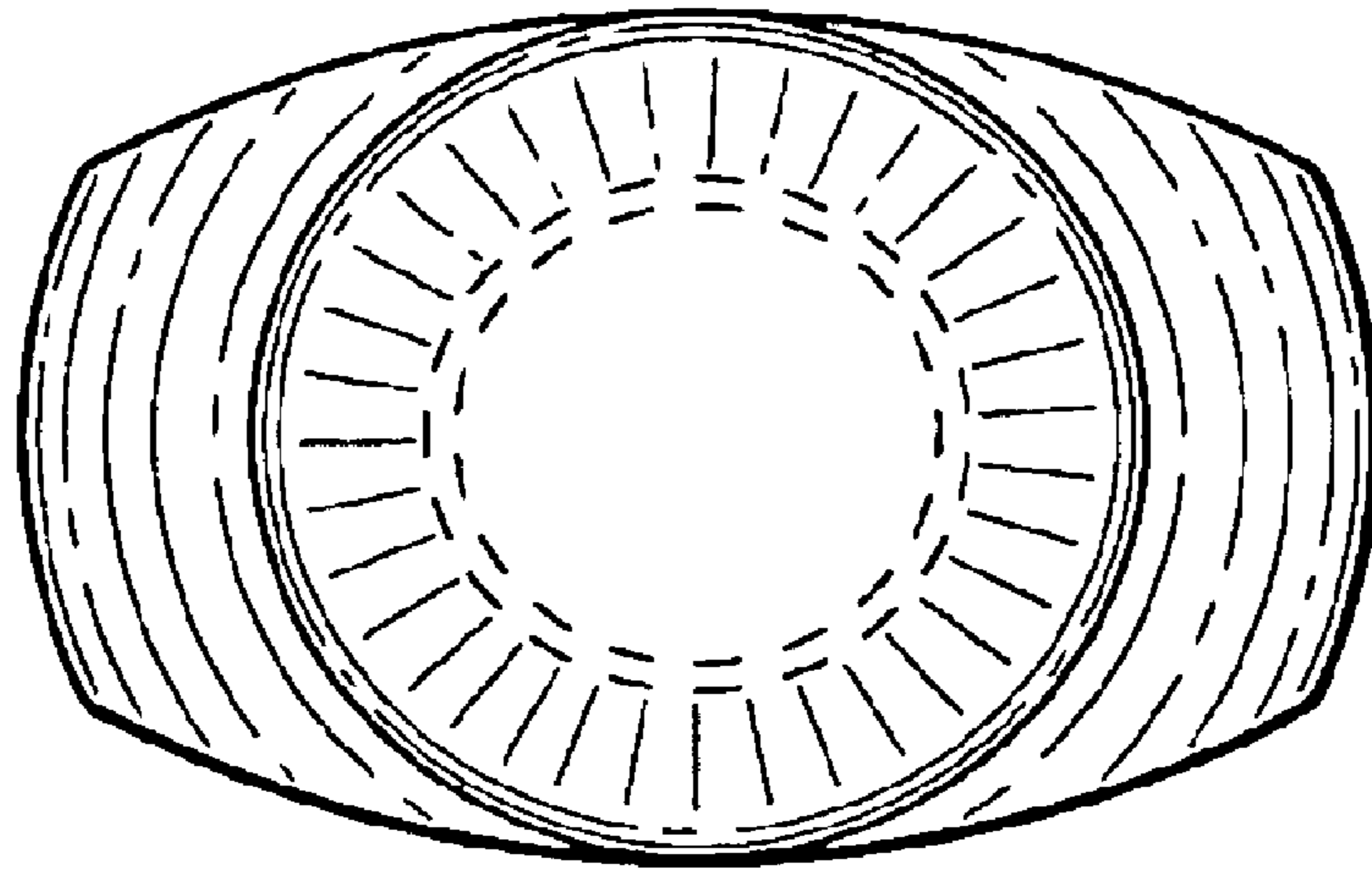


Fig. 4

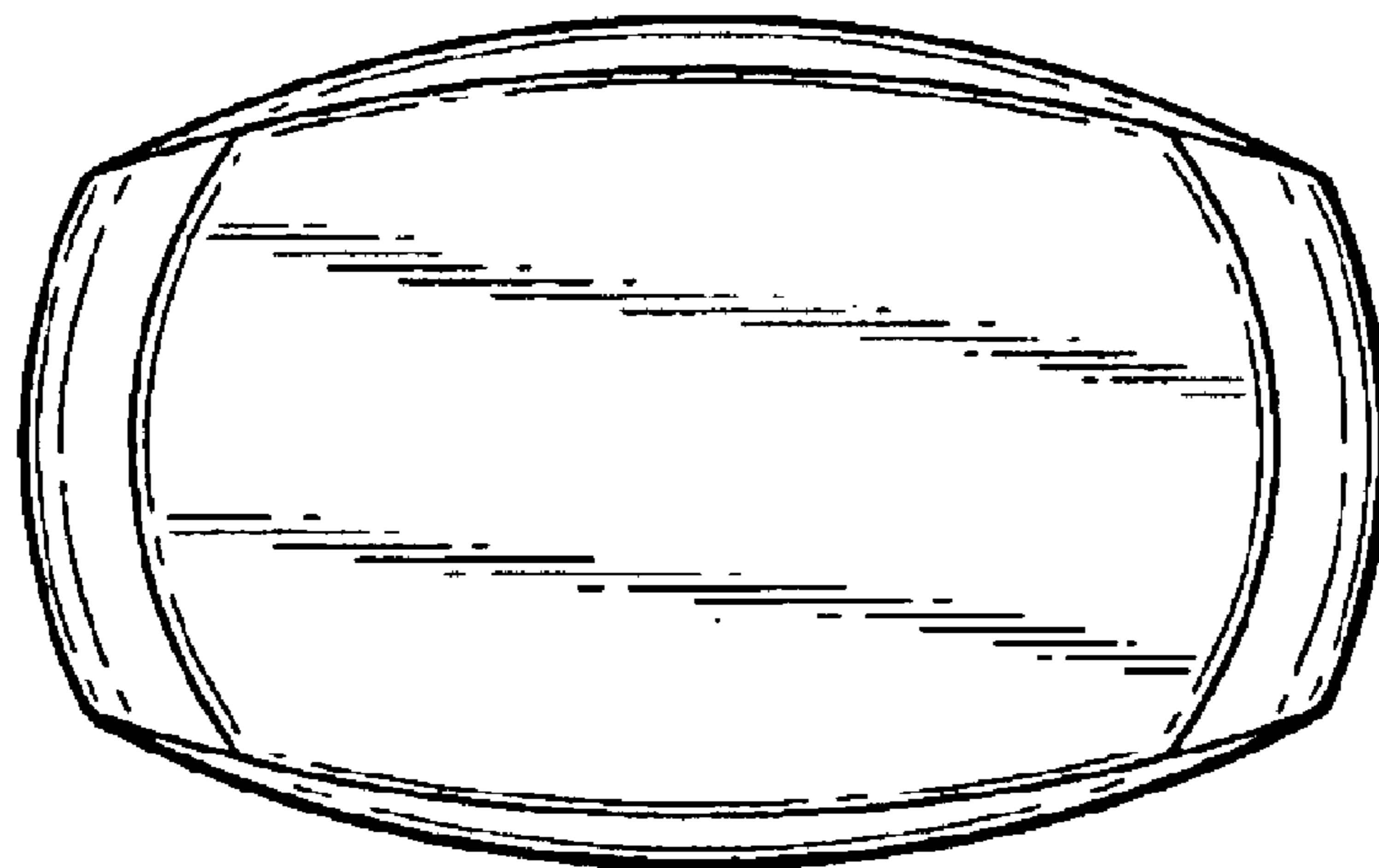


Fig. 5