

US00D495956S1

(12) **United States Design Patent**
Martinez

(10) **Patent No.:** **US D495,956 S**

(45) **Date of Patent:** **** Sep. 14, 2004**

(54) **JAR AND CAP**

(75) **Inventor:** **Sabine Martinez**, New York, NY (US)

(73) **Assignee:** **L'Oreal U.S.A. Creative, Inc.**, New York, NY (US)

(**) **Term:** **14 Years**

(21) **Appl. No.:** **29/190,977**

(22) **Filed:** **Sep. 30, 2003**

(51) **LOC (7) Cl.** **09-01**

(52) **U.S. Cl.** **D9/529; 520/558**

(58) **Field of Search** D9/500, 504, 516,
D9/520, 529, 545, 549, 552, 558, 565,
571, 572, 573, 574; D28/76, 78, 82, 91;
215/382-384, 396, 398, 400; 206/235, 581,
823

(56) **References Cited**

U.S. PATENT DOCUMENTS

1,467,151	A	*	9/1923	Freundt	132/294
2,792,349	A	*	5/1957	Le Vier et al.	510/148
D318,346	S	*	7/1991	Bakic	D28/82
D319,897	S	*	9/1991	Bakic	D28/82
D382,669	S	*	8/1997	Litton	D28/82
D392,192	S	*	3/1998	Fiore	D9/529
D392,773	S	*	3/1998	Litton	D28/82

D394,131	S	*	5/1998	Litton	D28/82
D396,329	S		7/1998	Litton	D28/82
D397,518	S	*	8/1998	Kudo	D28/91
D423,724	S	*	4/2000	Crosta	D28/78
D432,017	S	*	10/2000	Alvarado	D9/529
D432,720	S	*	10/2000	Finocchiaro et al.	D28/76
D434,667	S	*	12/2000	Gobe	D9/529
D437,659	S		2/2001	Henry	D28/20
D439,376	S		3/2001	Lerolle	D28/82
D445,032	S		7/2001	Hammer	D9/504
D464,173	S		10/2002	Orsomando	D28/82

* cited by examiner

Primary Examiner—Carol Rademaker

(74) *Attorney, Agent, or Firm*—Baker Botts L.L.P.

(57) **CLAIM**

The ornamental design for a jar and cap, as shown and described.

DESCRIPTION

FIG. 1 is a three-dimensional perspective view of the jar and cap;

FIG. 2 is a front view of the jar and cap;

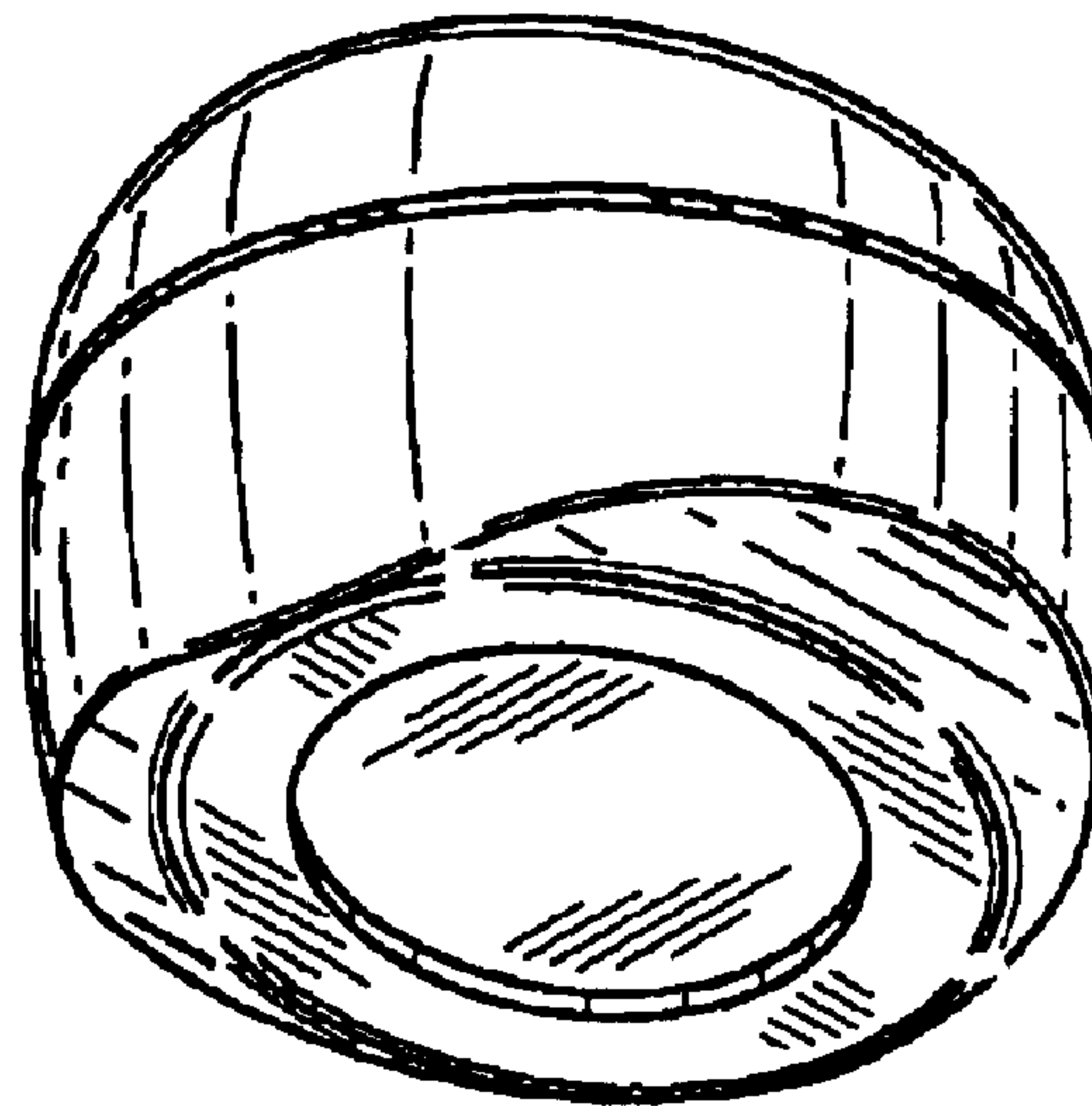

FIG. 3 is a side view of the jar and cap;

FIG. 4 is a top view of the jar and cap;

FIG. 5 is a bottom view of the jar and cap; and,

FIG. 6 is a bottom perspective view of the jar and cap.

1 Claim, 1 Drawing Sheet






FIG. 1

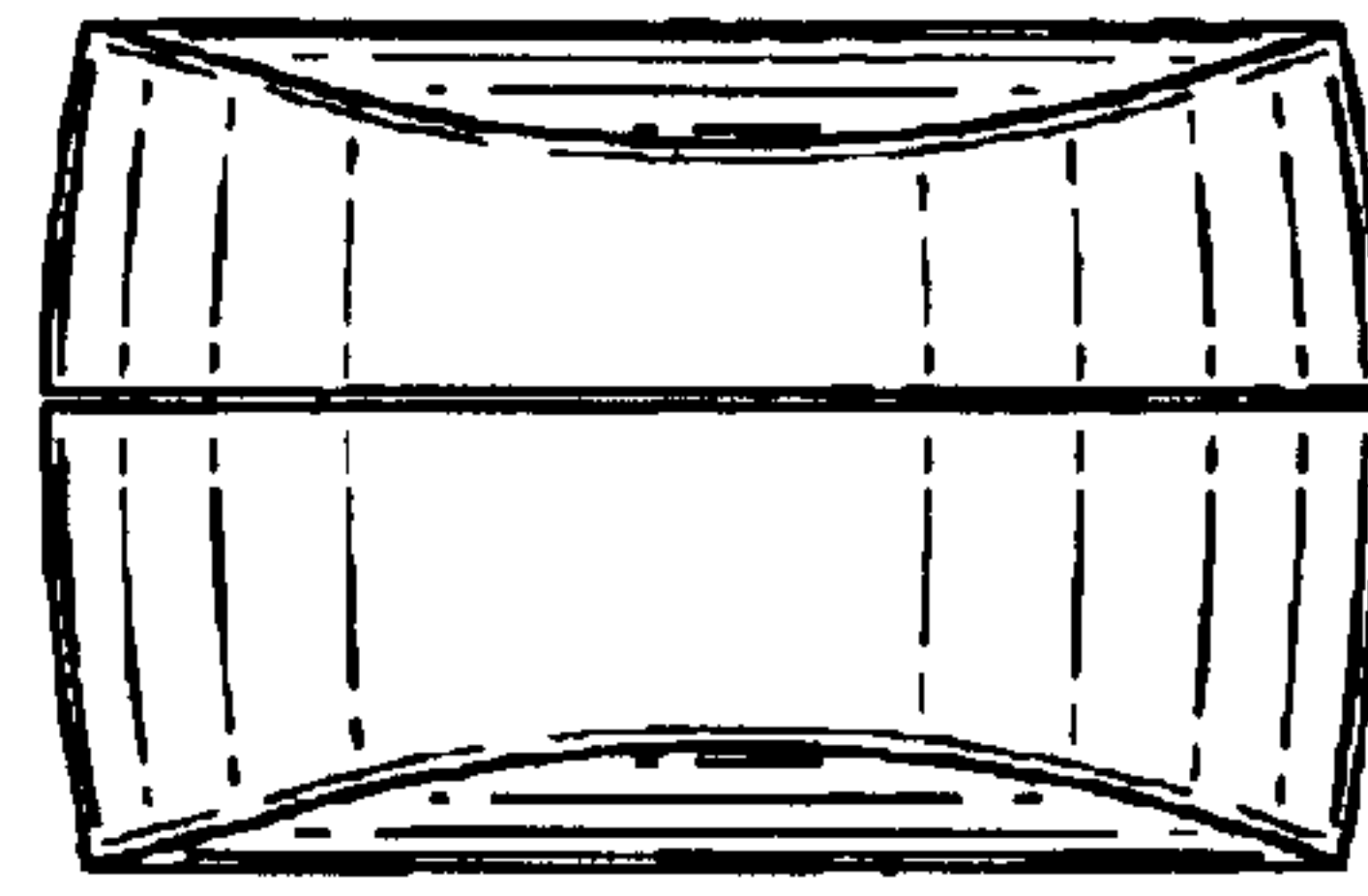


FIG. 2

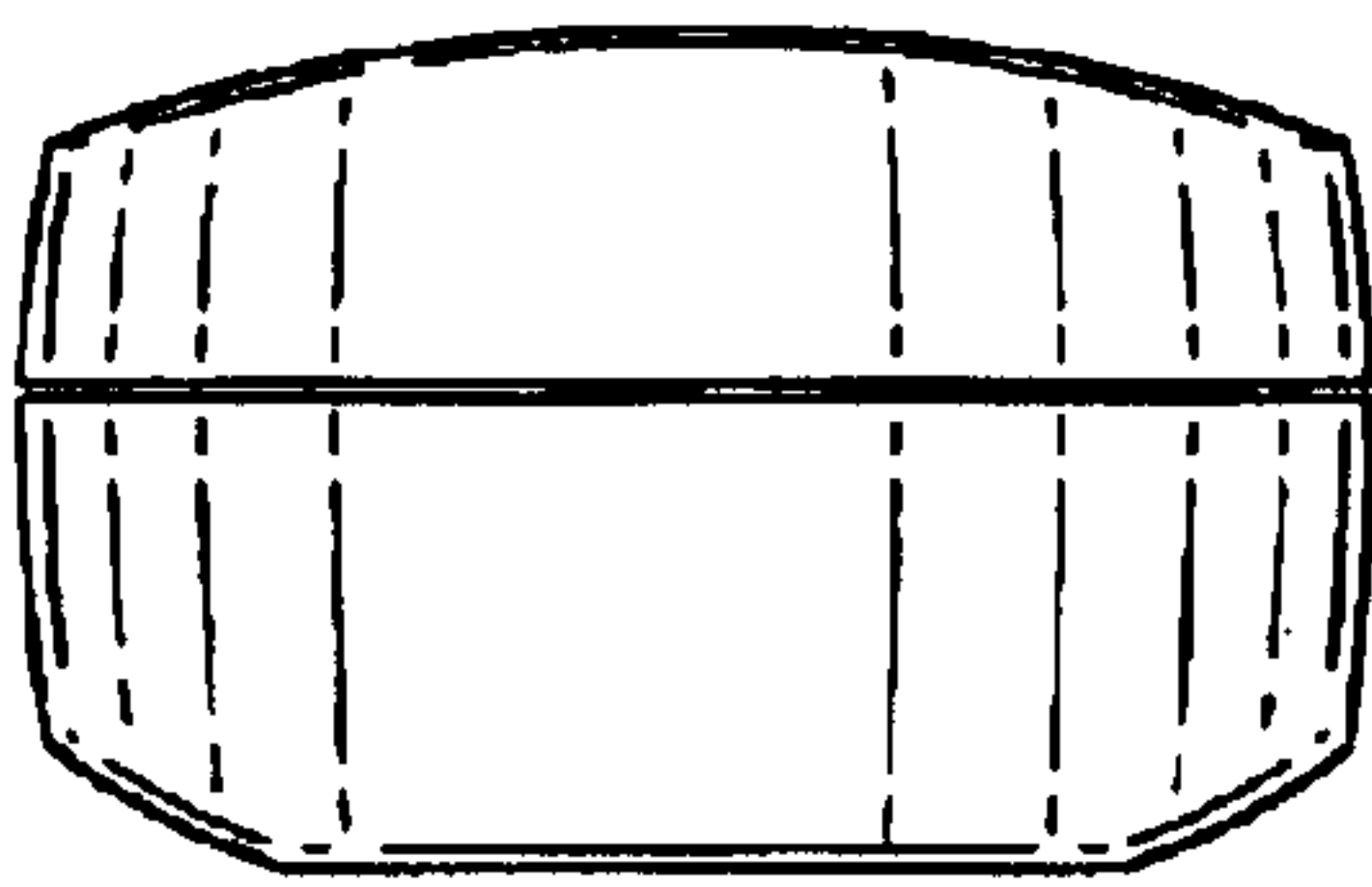


FIG. 3

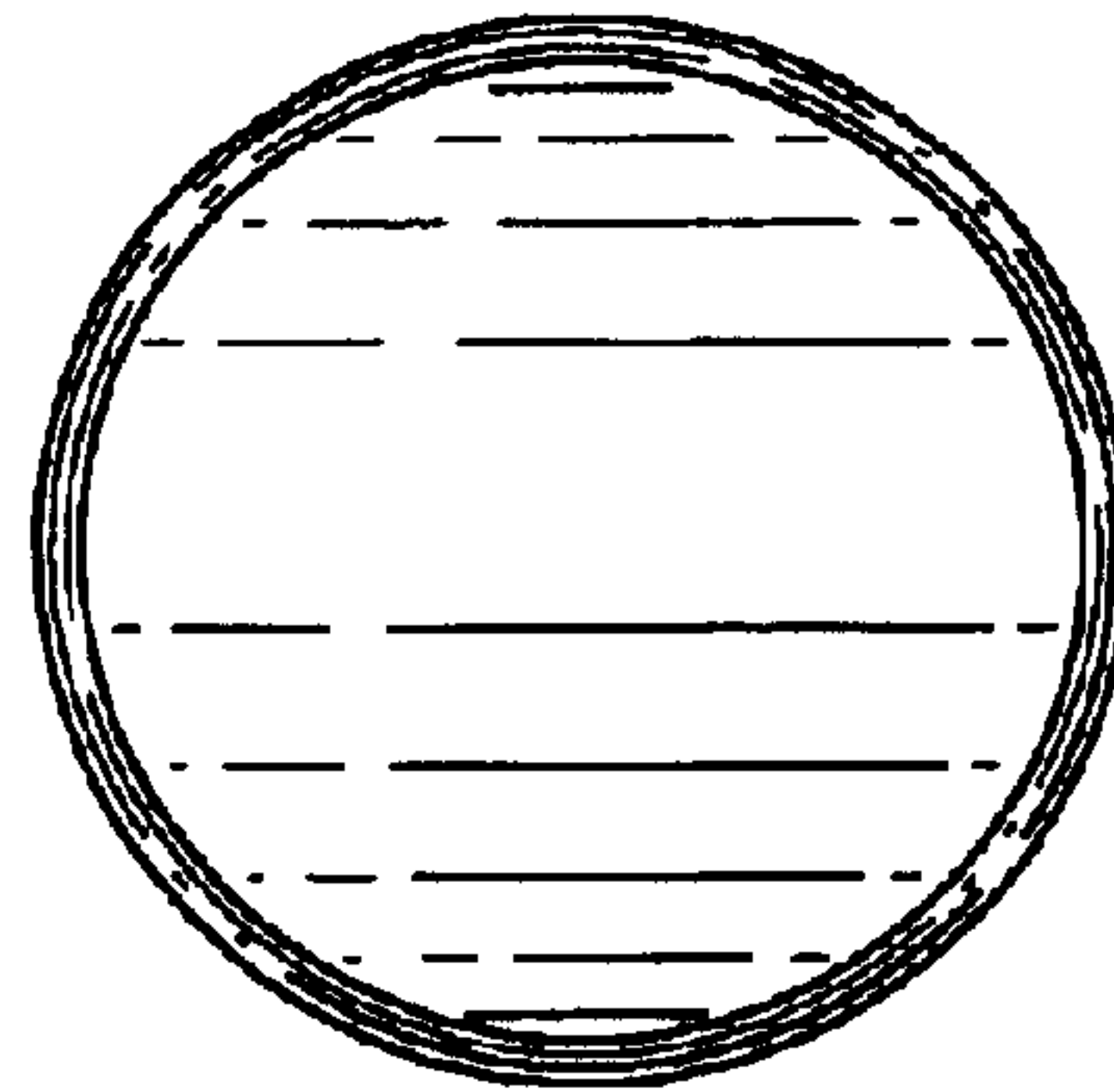


FIG. 4

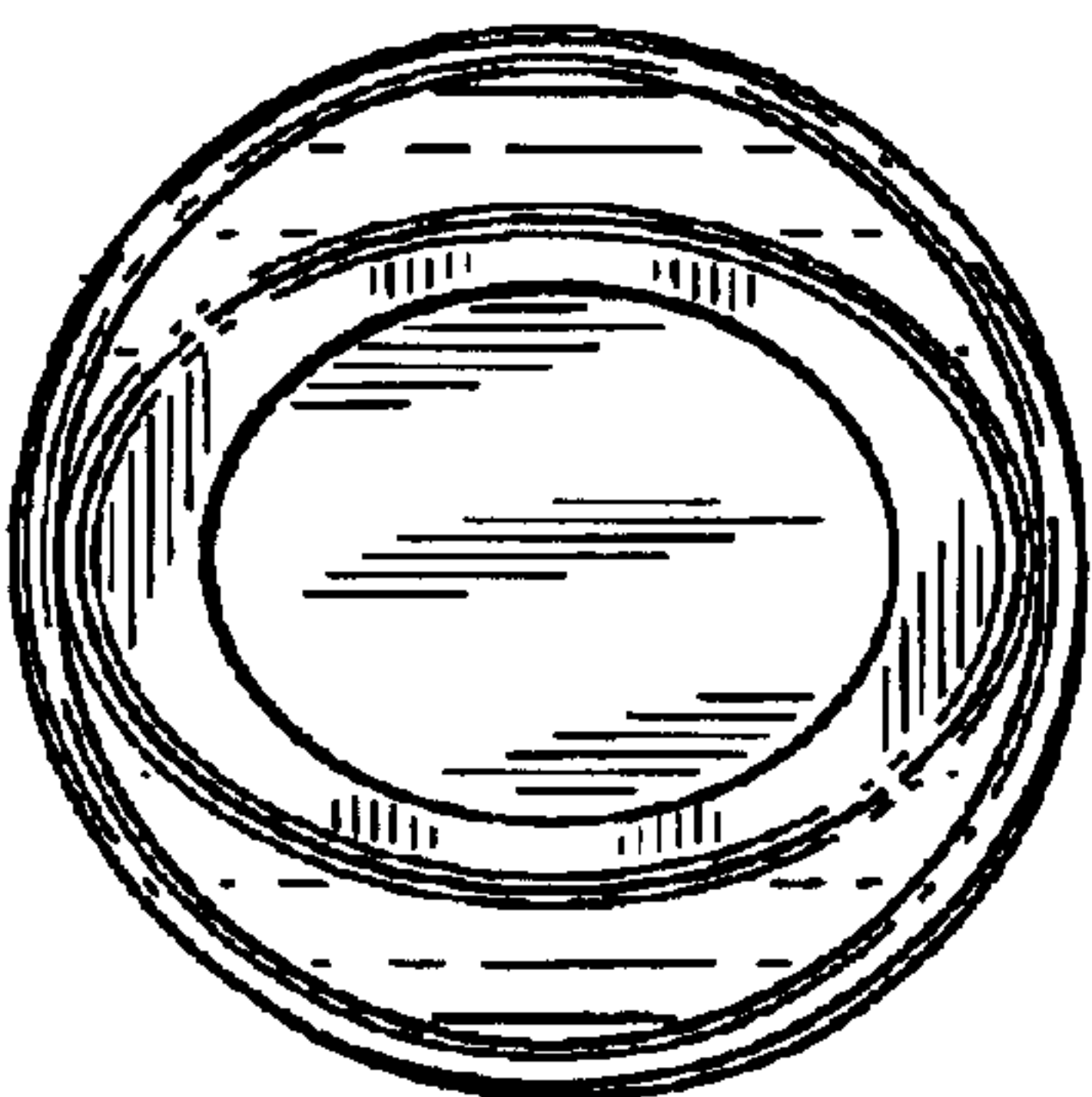


FIG. 5

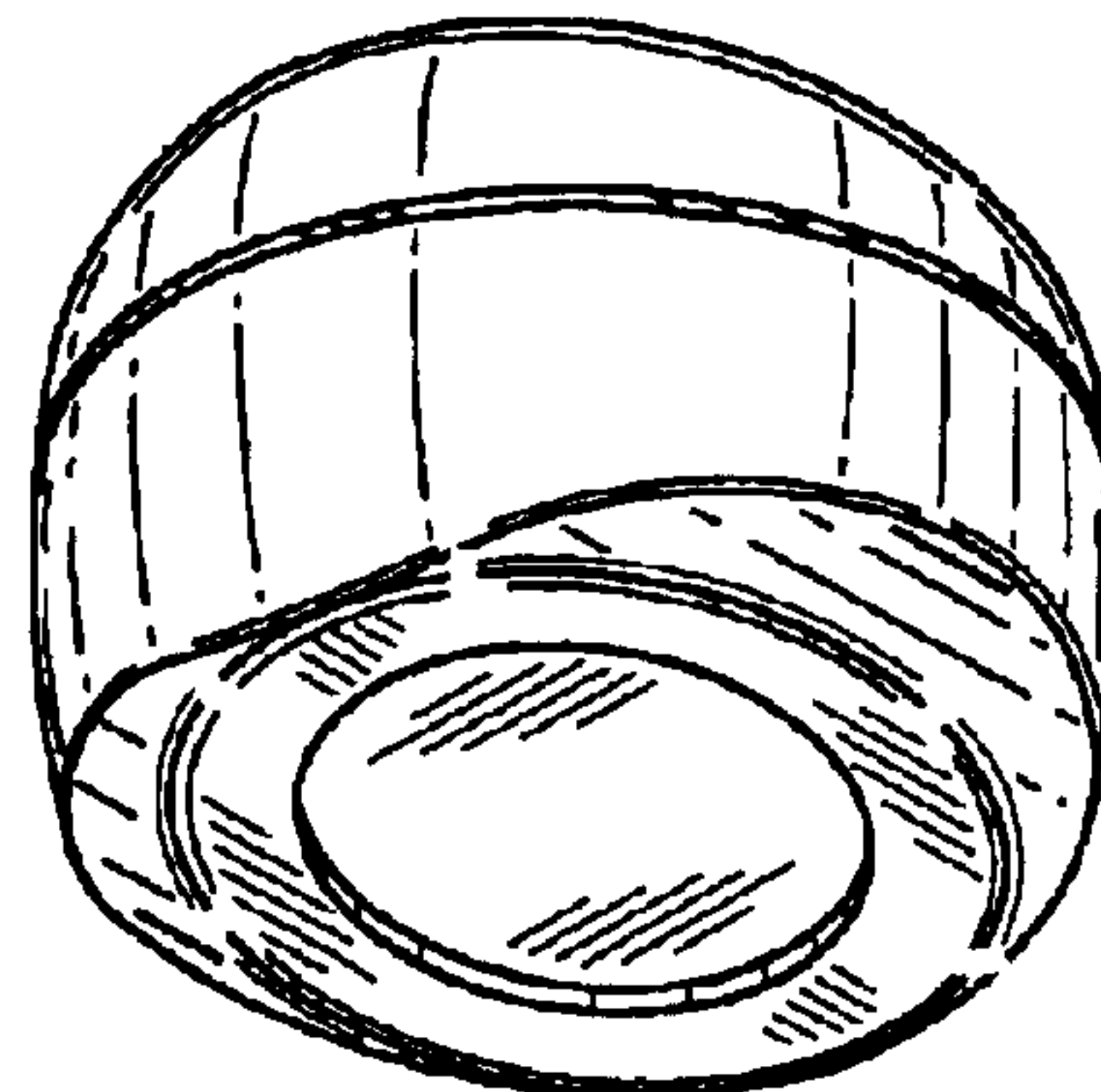


FIG. 6