



US00D495955S1

(12) **United States Design Patent** (10) **Patent No.:** **US D495,955 S**
Storz et al. (45) **Date of Patent:** **** Sep. 14, 2004**

(54) **DISPENSER** D376,105 S 12/1996 Thompson D9/529
 D379,429 S * 5/1997 Weiss et al. D9/300
 D408,736 S 4/1999 Wilson et al. D9/447
 D412,839 S 8/1999 Wilson et al. D9/338
 D412,840 S 8/1999 Wilson et al. D9/338
 D415,021 S * 10/1999 Hutchinson et al. D9/338
 D427,520 S * 7/2000 Crawford D9/338
 D444,296 S 7/2001 Minagawa et al. D3/273
 D447,695 S 9/2001 Lloyd D9/529
 D465,881 S * 11/2002 LaBlaine D28/7
 D474,399 S * 5/2003 Cummings D9/338
 D475,298 S * 6/2003 Corrigan et al. D9/529

(75) Inventors: **Achim Storz**, Zell am See (AT);
Thomas Kuchler, Zell am See (AT);
Harald Koneczny, Salzburg (AT)

(73) Assignee: **Colgate-Palmolive Company**, New York, NY (US)

(**) Term: **14 Years**

(21) Appl. No.: **29/176,380**

(22) Filed: **Feb. 20, 2003**

(51) **LOC (7) Cl.** **09-01**

(52) **U.S. Cl.** **D9/529; D9/558; D9/571**

(58) **Field of Search** D9/337, 338, 516,
 D9/522, 529-530, 539, 541-542, 544, 549,
 552, 558, 565, 571, 575; 206/219, 221;
 215/210, 212-213, 215; 222/45, 202, 262-263

(56) **References Cited**

U.S. PATENT DOCUMENTS

D110,030 S 6/1938 Lilienthal
 D176,226 S 11/1955 Morris
 3,039,132 A * 6/1962 Hambley 401/220
 5,000,356 A * 3/1991 Johnson et al. 222/391
 D325,164 S 4/1992 Cann et al.
 D328,711 S 8/1992 Deflander D9/524
 D331,534 S * 12/1992 Thompson et al. D9/338
 D341,315 S 11/1993 Seymour D9/424
 D367,608 S 3/1996 Strandens D9/424

* cited by examiner

Primary Examiner—Philip S. Hyder
Assistant Examiner—Carol Rademaker
 (74) *Attorney, Agent, or Firm*—Clifford E. Wilkins

(57) **CLAIM**

The ornamental design for a dispenser, as shown and described.

DESCRIPTION

FIG. 1 is a perspective view of the dispenser of our design. FIG. 2 is a front elevation view, the rear elevation view being a mirror image thereof. FIG. 3 is a right side elevation view thereof, the left side being a mirror image thereof. FIG. 4 is a top plan view thereof; and, FIG. 5 is a bottom plan view thereof.

1 Claim, 4 Drawing Sheets

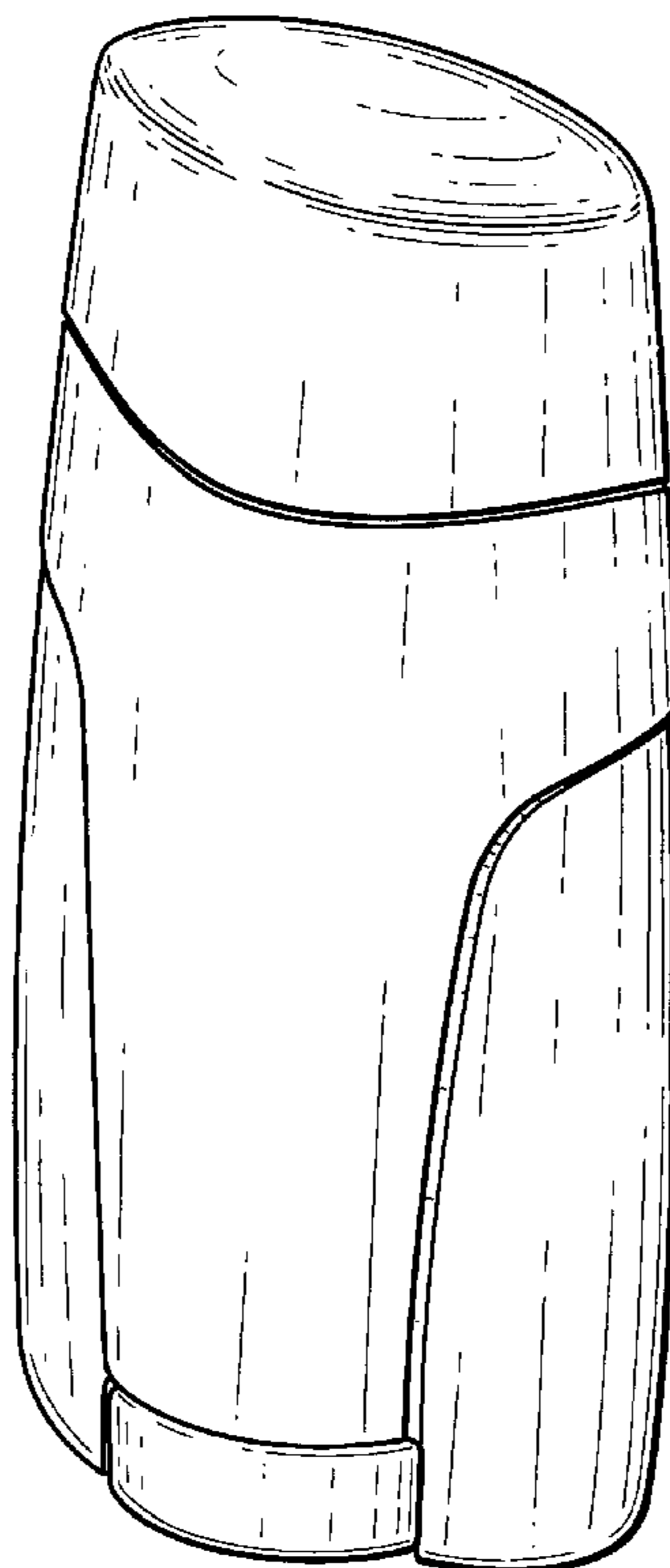




FIG. 1

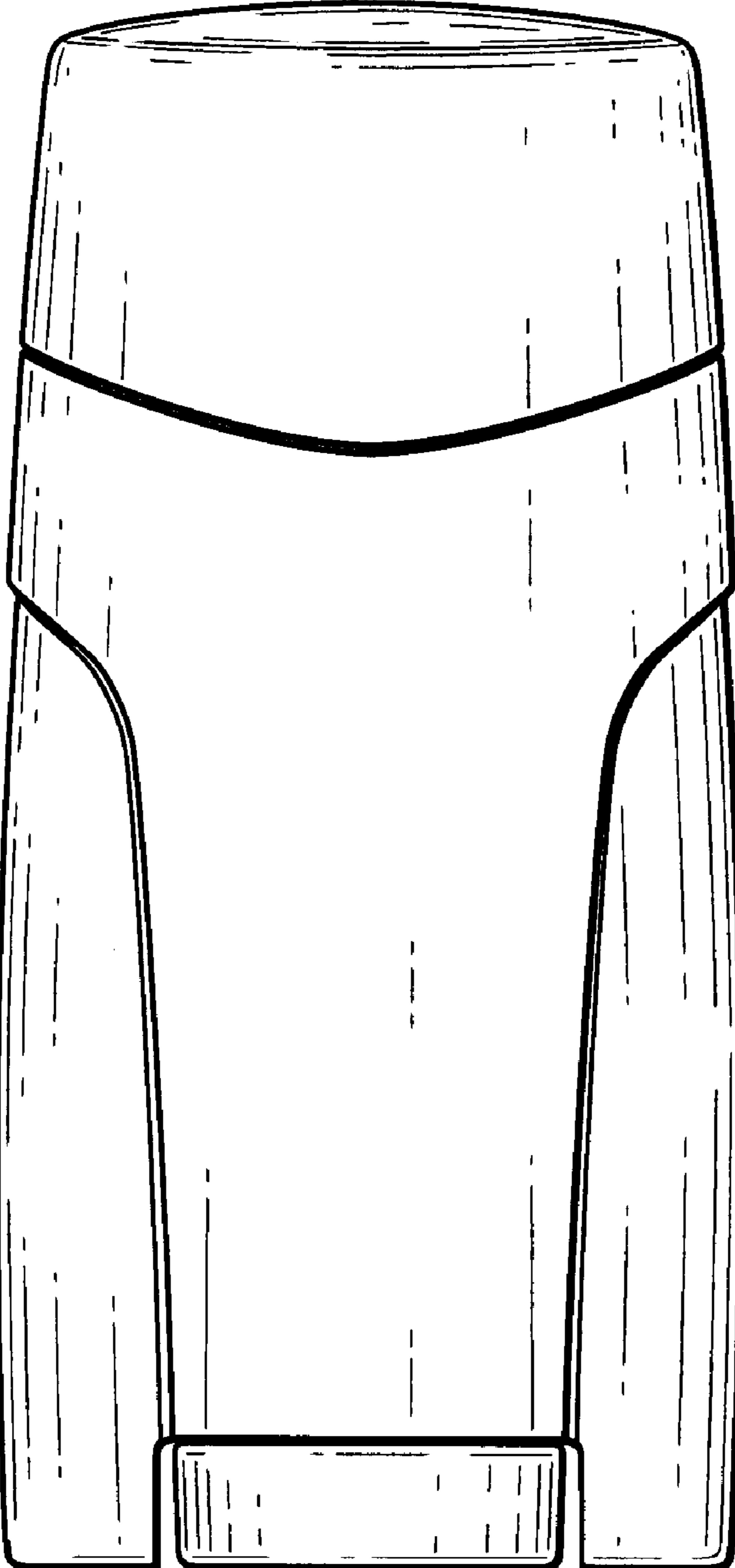


FIG. 2




FIG. 3

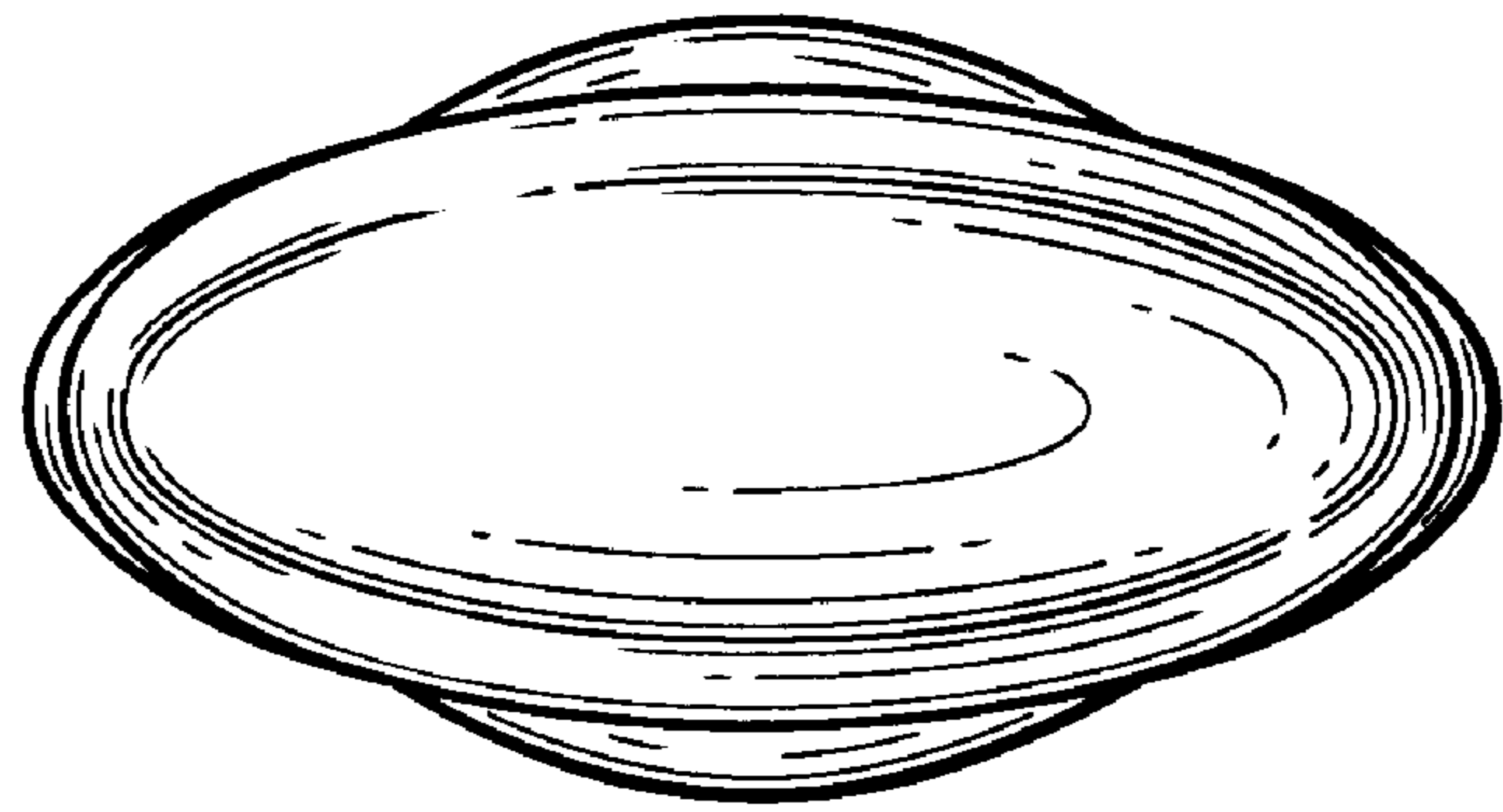


FIG. 4

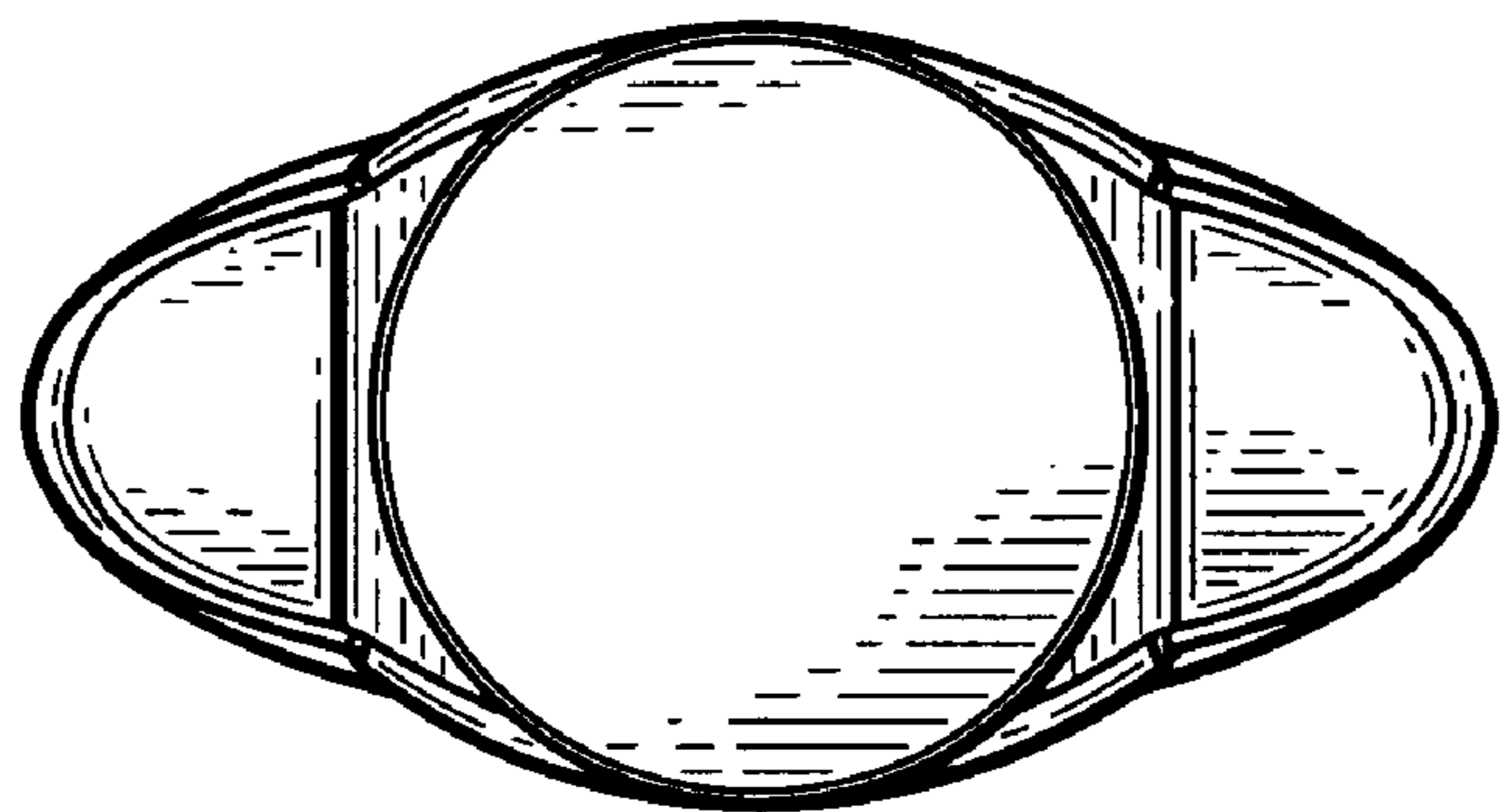


FIG. 5