

US00D495947S1

(12) **United States Design Patent**
Boone

(10) **Patent No.: US D495,947 S**

(45) **Date of Patent: ** *Sep. 14, 2004**

(54) **DRAINPIPE SHAPED CONTAINER**

D222,609 S * 11/1971 Plummer D9/307
D352,659 S * 11/1994 Nilsson et al. D9/337
D379,924 S * 6/1997 Wilson D9/307

(75) Inventor: **Kyle Boone**, Randallstown, MD (US)

(73) Assignee: **Baltimore Industries, Inc.**, Jessup, MD (US)

* cited by examiner

(*) Notice: This patent is subject to a terminal disclaimer.

Primary Examiner—Sandra L. Morris
(74) *Attorney, Agent, or Firm*—Liniak, Berenato & White, LLC

(**) Term: **14 Years**

(57) **CLAIM**

(21) Appl. No.: **29/166,648**

The ornamental design for a drainpipe shaped container, as shown and described.

(22) Filed: **Aug. 29, 2002**

DESCRIPTION

(51) **LOC (7) Cl.** **09-01**

FIG. 1 is a side perspective view of the container according to our new design.

(52) **U.S. Cl.** **D9/322; D9/307; D9/527**

FIG. 2 is a side view of the container of FIG. 1.

(58) **Field of Search** D9/307, 322, 337,

FIG. 3 is a top view of the container of FIGS. 1 and 2.

D9/516, 527, 528, 531; 206/457, 527; 215/379–382, 400; 220/771

FIG. 4 is a rear view of the container of FIGS. 1–3; and,

FIG. 5 is a bottom view of the container of FIGS. 1–4.

(56) **References Cited**

U.S. PATENT DOCUMENTS

D222,608 S * 11/1971 Grossbans et al. D9/307

1 Claim, 4 Drawing Sheets

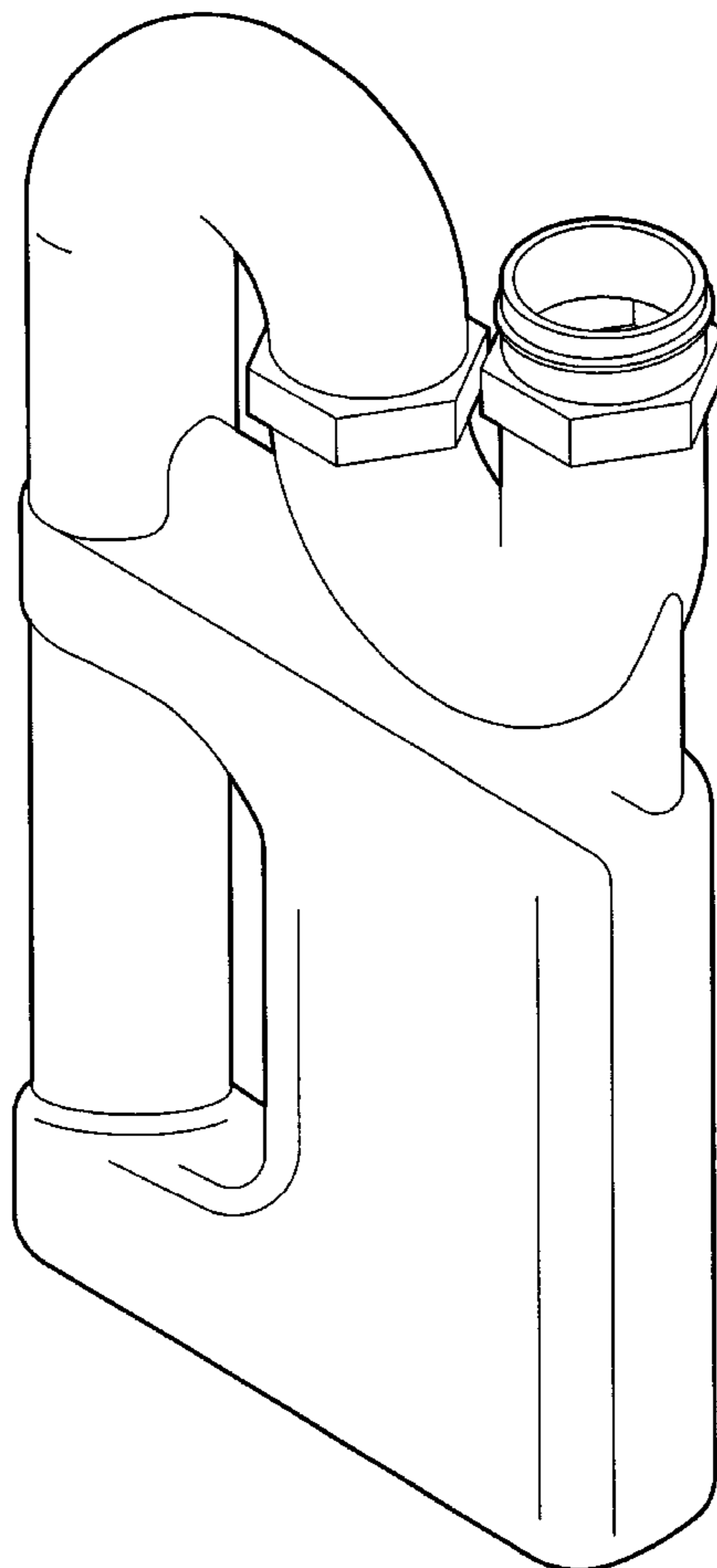


Fig. 1

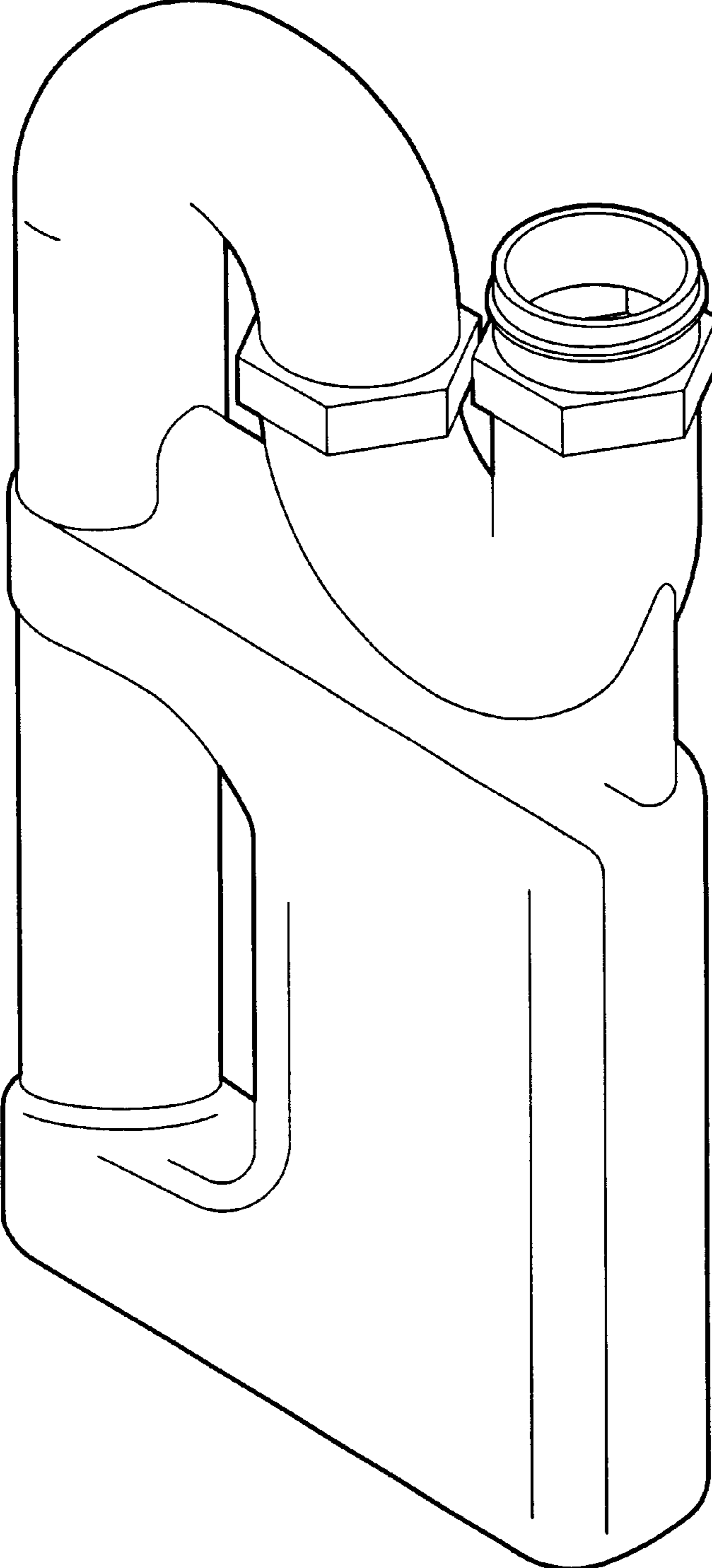


Fig. 2

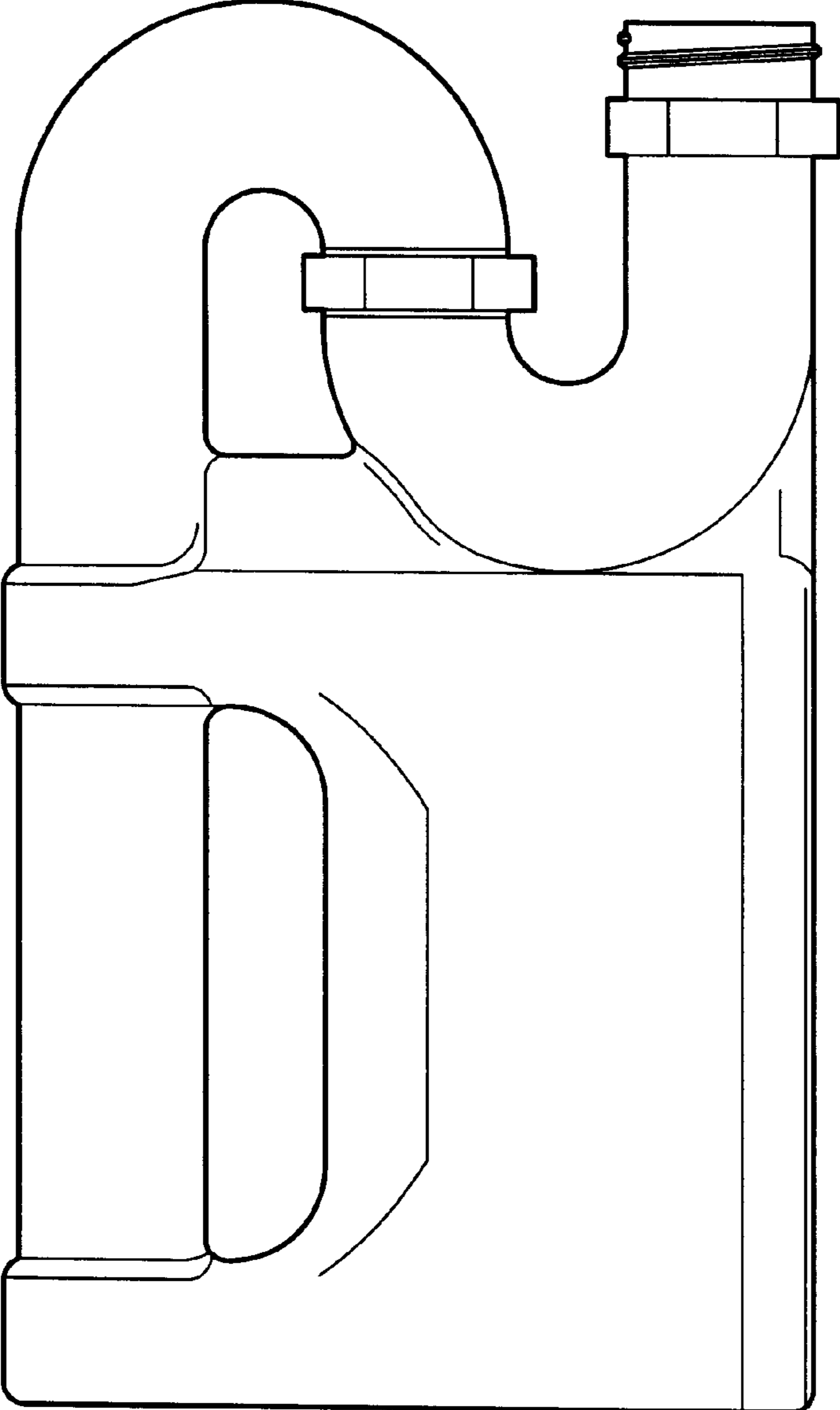


Fig. 3

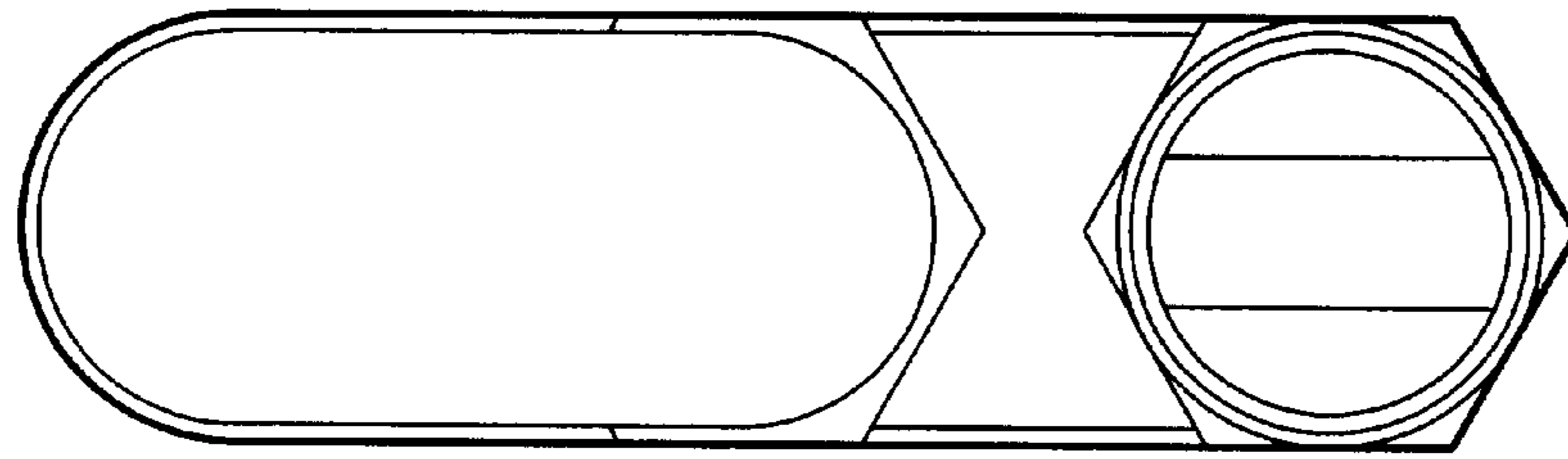


Fig. 4




Fig. 5

