

US00D495938S1

(12) **United States Design Patent** (10) **Patent No.:** **US D495,938 S**
Huebner et al. (45) **Date of Patent:** **** Sep. 14, 2004**

(54) **ONE-PIECE CRIMPER HOUSING**
 (75) Inventors: **Kenneth L. Huebner**, Mantua, OH
 (US); **Thomas B. Lininger**, Mantua,
 OH (US); **Benjamin M. Trace**,
 Mogadore, OH (US)

4,331,019 A * 5/1982 Smith 72/402
 4,515,006 A * 5/1985 Stanley 72/402
 D280,201 S * 8/1985 Moreiras et al. D15/123
 D288,327 S * 2/1987 Proctor et al. D15/123
 4,862,725 A * 9/1989 Stiver et al. 72/402
 5,056,351 A * 10/1991 Stiver et al. 72/402
 5,297,417 A * 3/1994 Orcutt et al. 72/402

(73) Assignee: **Parker-Hannifin Corporation**,
 Cleveland, OH (US)

* cited by examiner

(**) Term: **14 Years**

Primary Examiner—Clare E Heflin

(74) *Attorney, Agent, or Firm*—Joseph J. Pophal

(21) Appl. No.: **29/162,793**

(57) **CLAIM**

(22) Filed: **Jun. 20, 2002**

The ornamental design for a one-piece crimper housing, as shown and described.

(51) **LOC (7) Cl.** **08-05**

(52) **U.S. Cl.** **D8/51**

(58) **Field of Search** D8/51, 59, 60;
 D15/122, 123; 72/402, 416, 446, 454; 100/257;
 29/237, 33 T, 147, 282, 283.5

DESCRIPTION

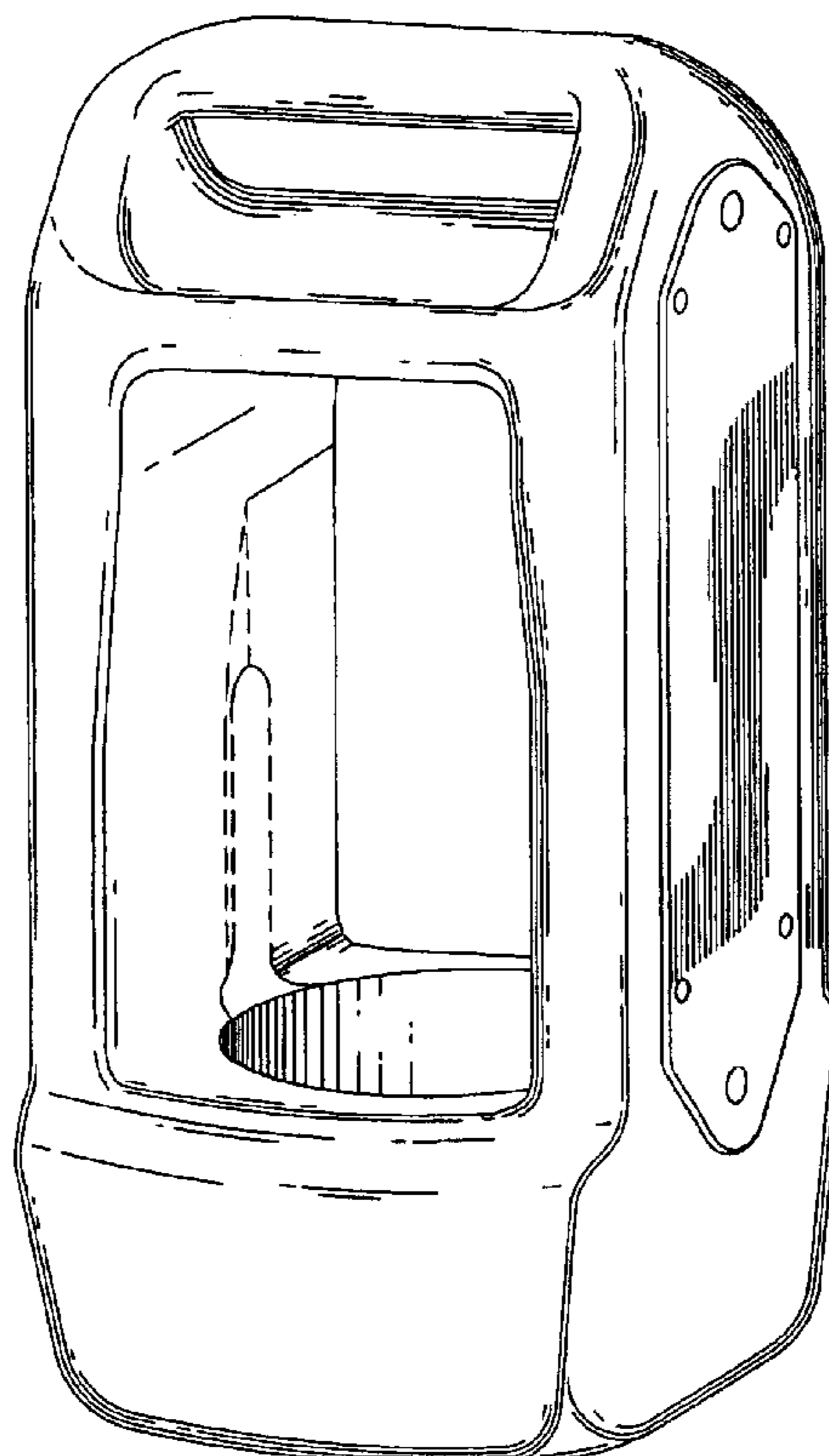
FIG. 1 is a front, elevation view of a one-piece crimper housing embodying our new design. FIG. 2 is a rear elevational view. FIG. 3 is a left elevational view. FIG. 4 is a right elevational view. FIG. 5 is a top plan view. FIG. 6 is a bottom plan view; and, FIG. 7 is a front perspective view. The broken lines shown in FIGS. 1, 2, and 7 are for illustrative purposes only and form no part of the claimed design.

(56) **References Cited**

U.S. PATENT DOCUMENTS

D120,235 S * 4/1940 Bolling D15/123
 D122,252 S * 9/1940 Bolling D15/123
 D143,074 S * 12/1945 Ingle D15/123
 3,568,494 A * 3/1971 Geisman 72/402
 3,858,298 A * 1/1975 Whitledge et al. 29/237
 4,244,091 A * 1/1981 Kimble et al. 29/237

1 Claim, 6 Drawing Sheets






Fig. 1




Fig. 2

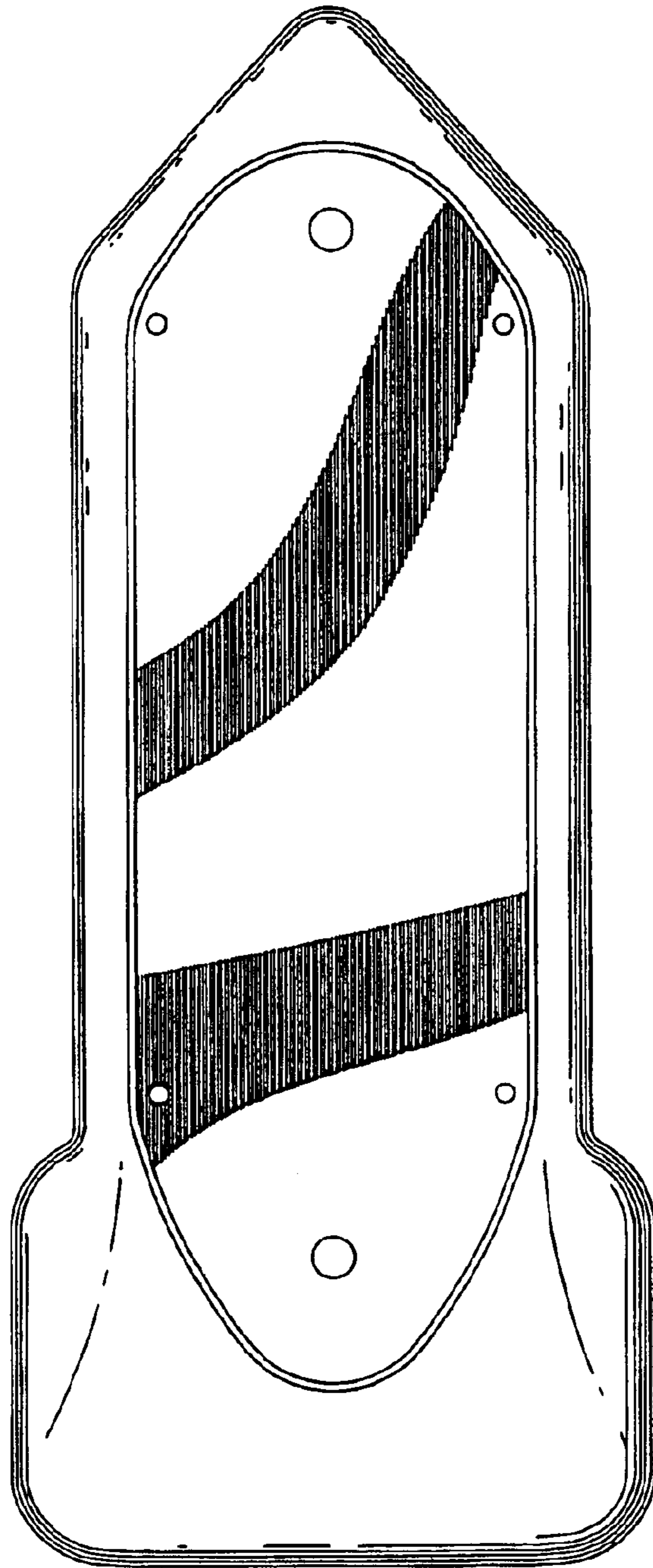


Fig. 3

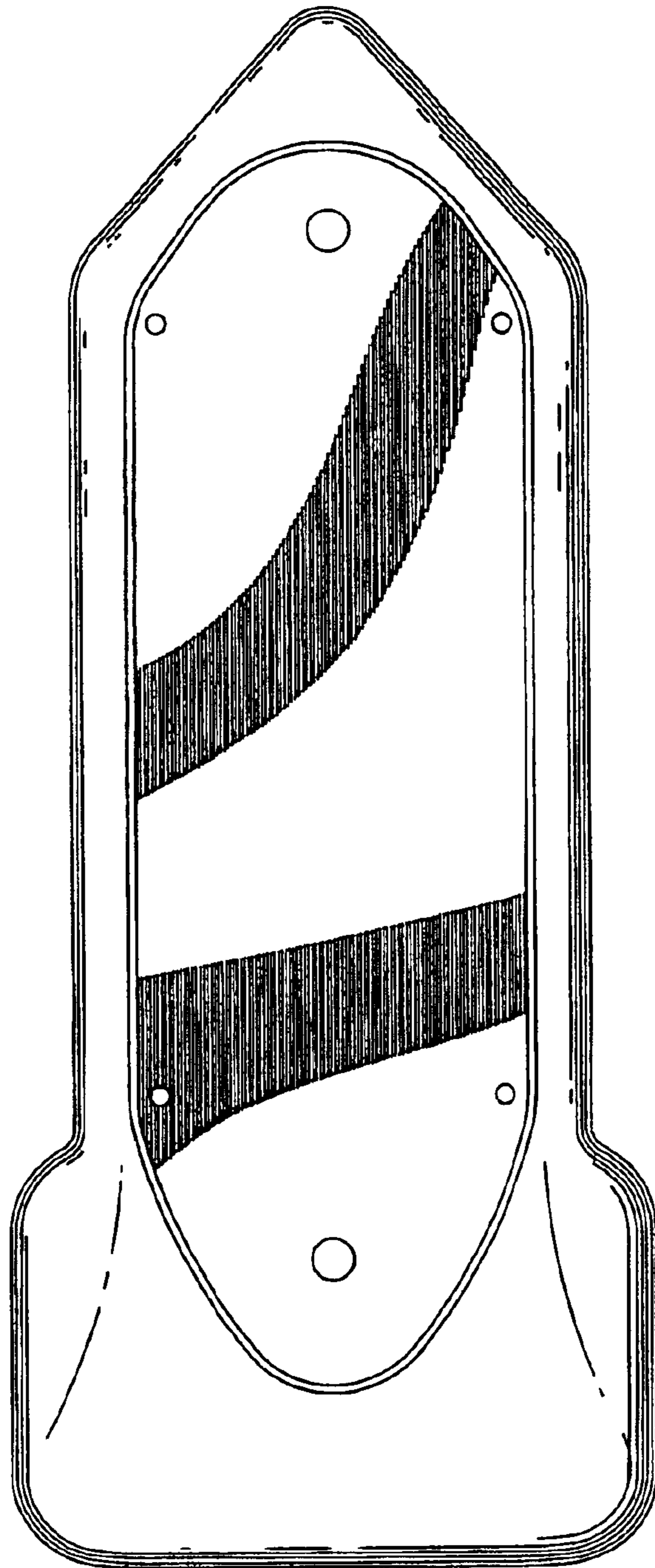


Fig. 4

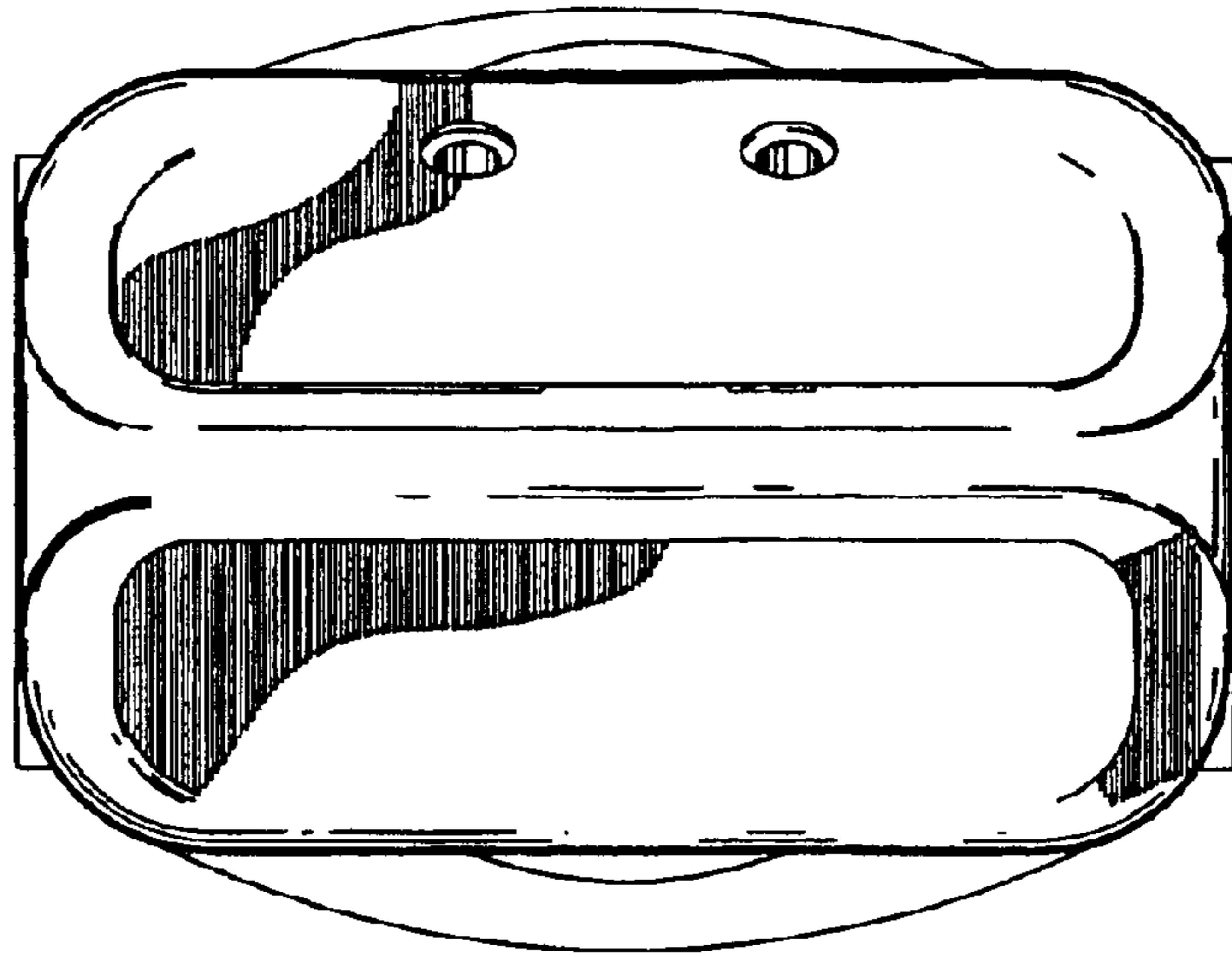


Fig. 5




Fig. 6

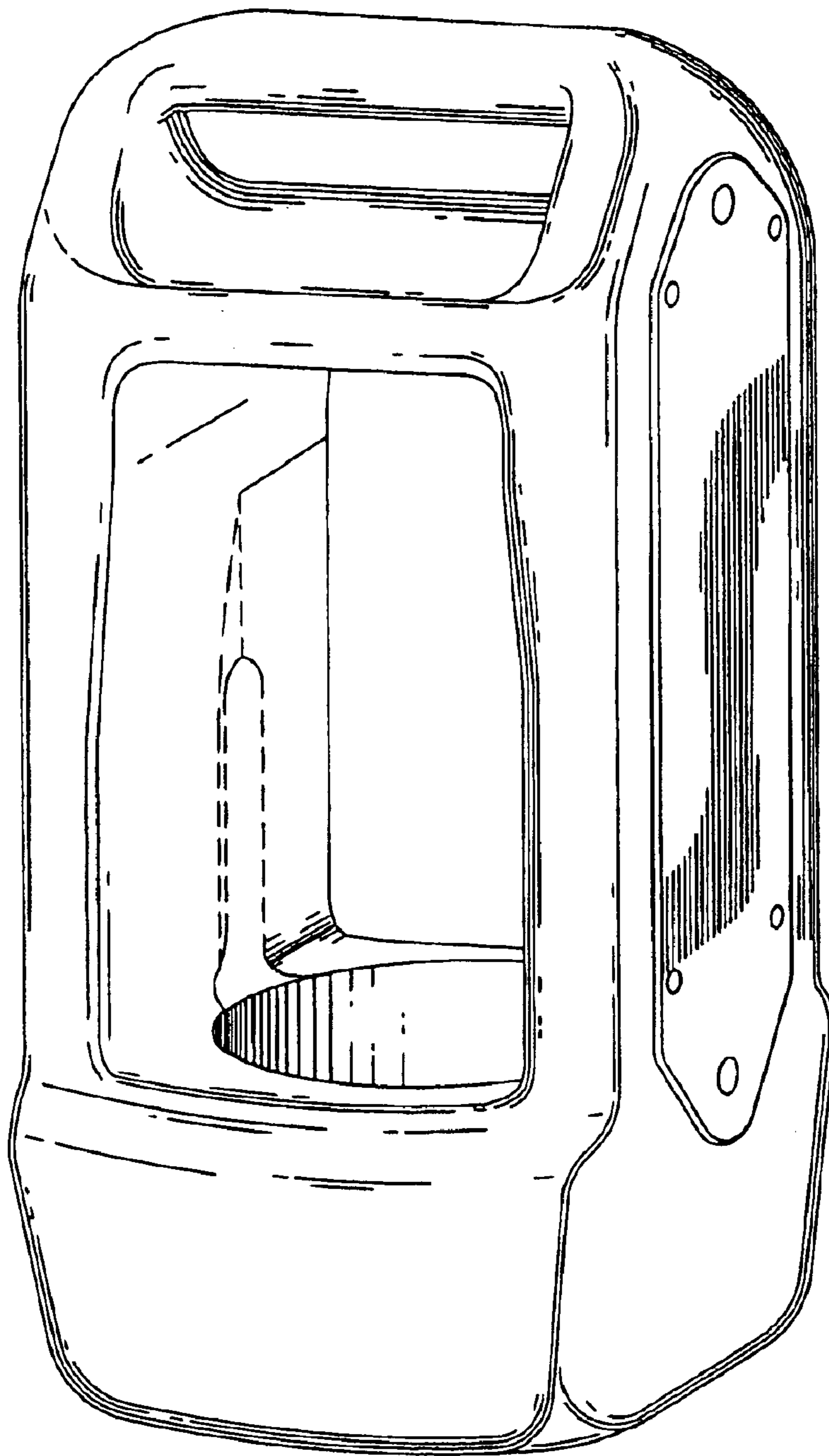


Fig. 7