



US00D495934S1

(12) **United States Design Patent**  
**Lin**

(10) **Patent No.: US D495,934 S**  
(45) **Date of Patent: \*\* Sep. 14, 2004**

(54) **SHAFT OF SHOVEL**

(75) **Inventor: Chi-Sui Lin**, Lungjing Shiang,  
Taichung Hsien (TW)

(73) **Assignee: Pao Shin Garden Tools Co., Ltd.**,  
Taichung Hsien (TW)

(\*\*) **Term: 14 Years**

(21) **Appl. No.: 29/194,764**

(22) **Filed: Dec. 1, 2003**

(51) **LOC (7) Cl. .... 08-01**

(52) **U.S. Cl. .... D8/10**

(58) **Field of Search .... D8/10, 11, 13;**  
294/49, 54, 54.5, 55, 57; 172/372, 378,  
380; D1/126; D23/266; D19/47; 138/113

(56) **References Cited**

**U.S. PATENT DOCUMENTS**

1,419,257	A	*	6/1922	Harrigan	.....	24/11	CT
2,572,230	A	*	10/1951	Williams	.....	294/53.5	
D355,263	S	*	2/1995	Dalegårdén	.....	D25/122	
D402,172	S	*	12/1998	Tisbo et al.	.....	D8/10	
5,899,210	A	*	5/1999	Letherby et al.	.....	132/76.4	

**OTHER PUBLICATIONS**

Theraproducts round soft plastic grips. Product sheet [online]. Theraproducts, 2002 [retrieved on Apr. 7, 2004]. Retrieved from the Internet: <http://web.archive.org/web/20021010102750/www.theraproducts.com/index/page-catalog/main-4245/>.\*

\* cited by examiner

*Primary Examiner*—Holly Baynham

(74) *Attorney, Agent, or Firm*—Charles E. Baxley

(57) **CLAIM**

The ornamental design for shaft of shovel, as shown and described.

**DESCRIPTION**

FIG. 1 is a perspective view of a shaft of shovel showing our new design thereof;

FIG. 2 is a front elevational view thereof;

FIG. 3 is a rear elevational view thereof;


FIG. 4 is a left side elevational view thereof;

FIG. 5 is a right side elevational view thereof;

FIG. 6 is a top plan view thereof; and,

FIG. 7 is a bottom plan view thereof.

**1 Claim, 4 Drawing Sheets**








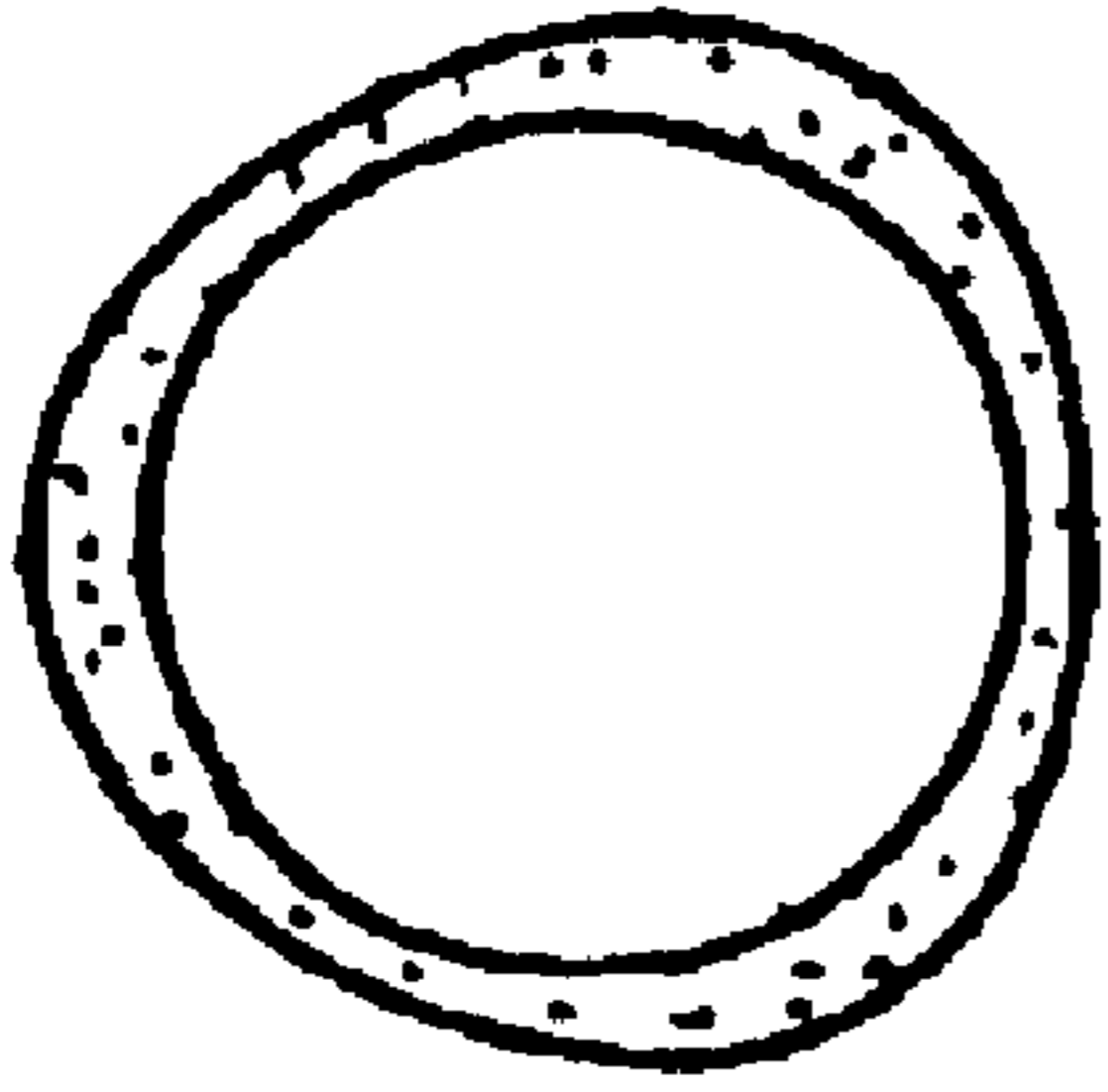
FIG.1



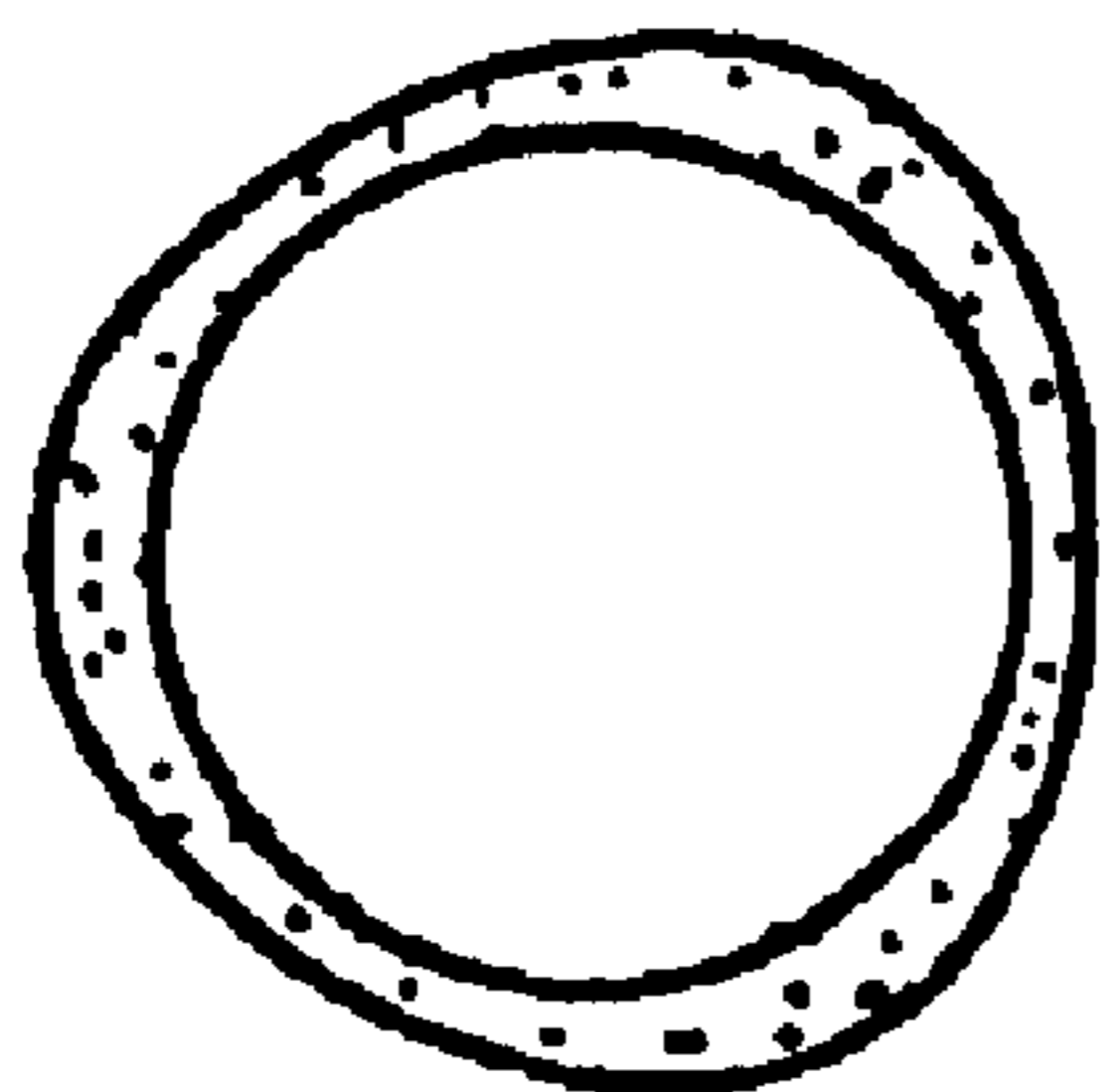
**FIG. 2**




**FIG. 3**




**FIG. 5**



**FIG. 4**



**FIG. 6**



**FIG. 7**