

US00D495932S1

(12) **United States Design Patent**
Kopka

(10) **Patent No.: US D495,932 S**

(45) **Date of Patent: ** Sep. 14, 2004**

(54) **STAKE**

(76) **Inventor: Michael A. Kopka**, 11274 N. Center St., Otisville, MI (US) 48463

(**) **Term: 14 Years**

(21) **Appl. No.: 29/189,157**

(22) **Filed: Aug. 29, 2003**

(51) **LOC (7) Cl. 08-01**

(52) **U.S. Cl. D8/1**

(58) **Field of Search D8/1; D30/154; 119/787; 135/118; 47/47, 48.5**

(56) **References Cited**

U.S. PATENT DOCUMENTS

3,822,845 A	7/1974	Kennedy et al.	
3,892,315 A	7/1975	Johnson	
D243,351 S	* 2/1977	Laukhuf D30/154
D244,679 S	6/1977	Outerbridge	
4,390,155 A	6/1983	Weldon et al.	

D292,060 S	9/1987	Kerber	
4,741,494 A	5/1988	Voornas	
5,226,829 A	* 7/1993	Jones 135/118
5,887,834 A	3/1999	Gellos et al.	
5,957,092 A	* 9/1999	Colsch 119/787
6,076,300 A	* 6/2000	Cronin 47/48.5
D477,118 S	* 7/2003	Kirch et al. D30/154

* cited by examiner

Primary Examiner—Holly Baynham

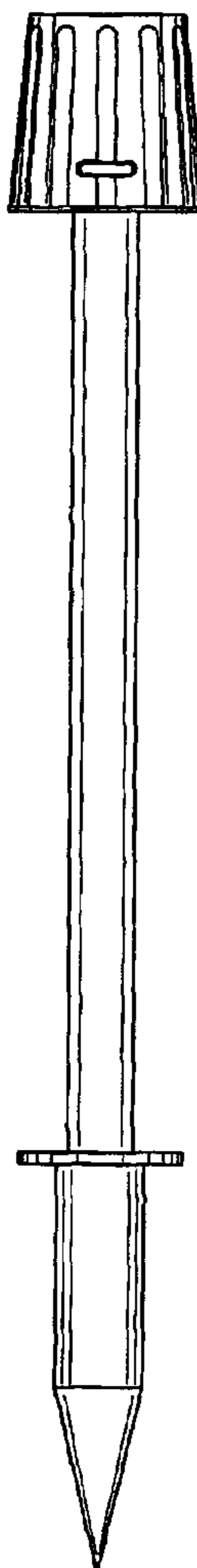
(57) **CLAIM**

The ornamental design for a stake, as shown and described.

DESCRIPTION

FIG. 1 is a front elevational view of a stake showing my new design, the rear elevational view being the same thereas; FIG. 2 is a side view, taken from the left side of FIG. 1, the right side view being the same thereas; FIG. 3 is a top plan view thereof; and, FIG. 4 is a bottom plan view thereof.

1 Claim, 1 Drawing Sheet



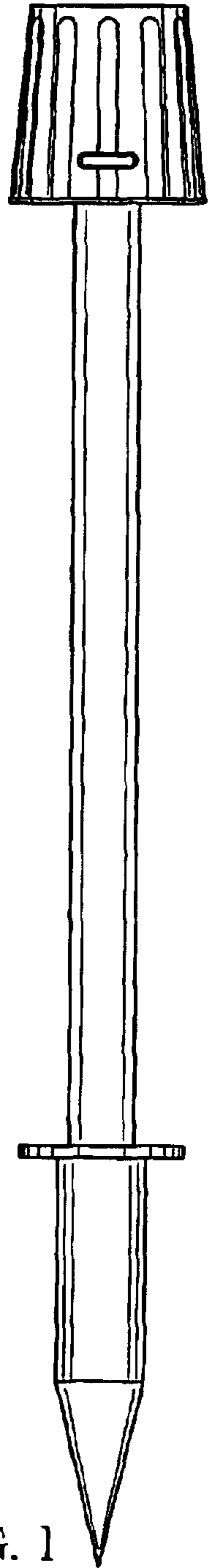


FIG. 1

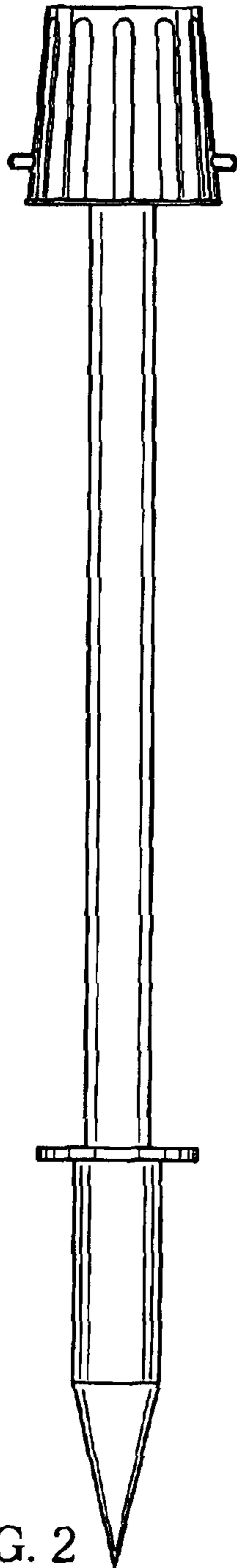


FIG. 2

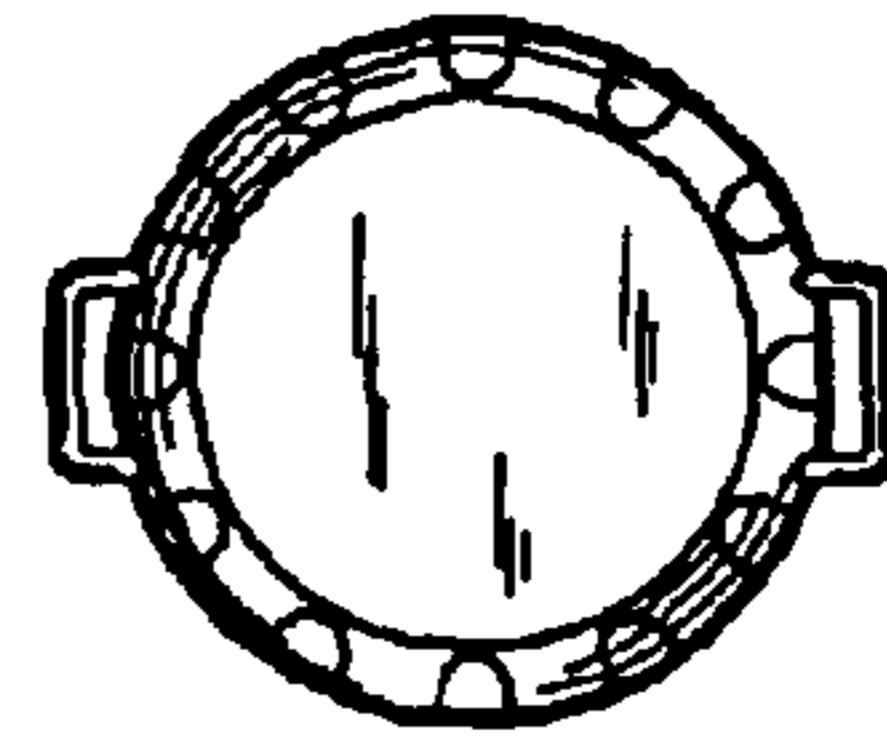


FIG. 3

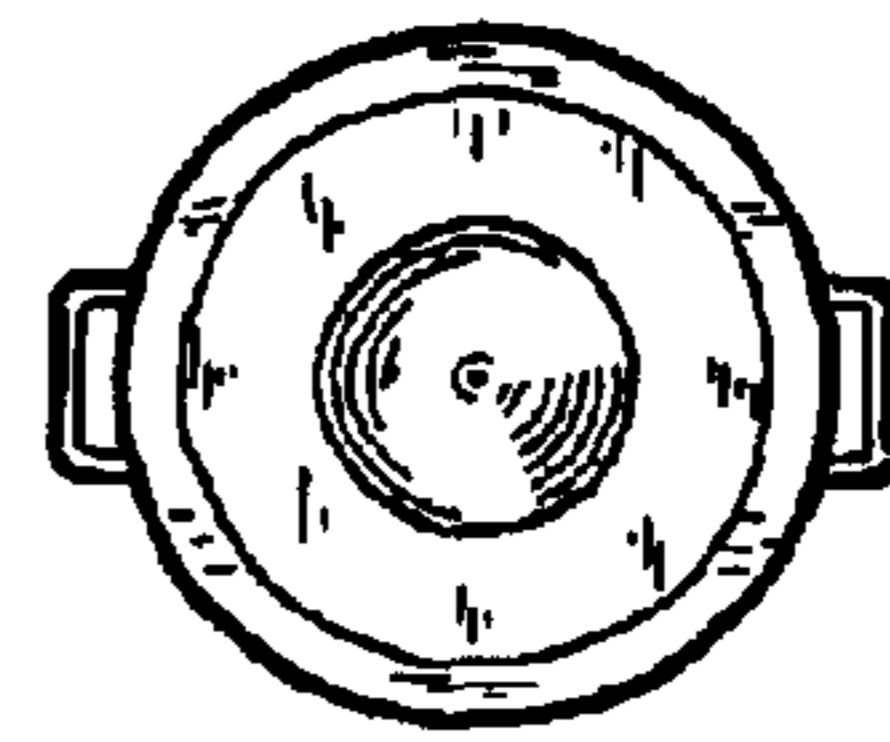


FIG. 4