

US00D495929S1

(12) **United States Design Patent**
Clarson

(10) **Patent No.:** **US D495,929 S**

(45) **Date of Patent:** **** Sep. 14, 2004**

(54) **SPICE RACK**

(76) **Inventor:** **Patrick Leonard Clarson**, 15907 Deer Path Ct., Tomball, TX (US) 77375

(**) **Term:** **14 Years**

(21) **Appl. No.:** **29/181,355**

(22) **Filed:** **May 9, 2003**

(51) **LOC (7) Cl.** **07-06**

(52) **U.S. Cl.** **D7/600.4**

(58) **Field of Search** D7/600.1-600.4,
D7/701, 703, 707, 708; D6/447-479, 569;
108/106, 59, 60, 91, 92, 102; 211/123,
74, 75; 312/9.1, 9.55, 9.64, 204, 306, 317.1,
312

(56) **References Cited**

U.S. PATENT DOCUMENTS

4,192,439 A	3/1980	Segal	222/130
4,378,889 A	4/1983	Lebowitz	211/75
4,714,305 A	12/1987	Service	312/306
D332,724 S	1/1993	Porter	D7/616
D342,846 S	* 1/1994	Stefanowicz	D6/479

D354,875 S	1/1995	Scott, Sr.	D6/569
D377,427 S	* 1/1997	Ashton, II	D6/474
D386,019 S	* 11/1997	Grosfillex	D6/479
D389,345 S	* 1/1998	Grosfillex	D6/478
D406,218 S	3/1999	Schneider	D7/701
D409,456 S	5/1999	Deslandes	D7/703

* cited by examiner

Primary Examiner—Terry A. Wallace

(74) *Attorney, Agent, or Firm*—Guy McClung

(57) **CLAIM**

The ornamental design for a spice rack, as shown and described.

DESCRIPTION

FIG. 1 is a perspective view of a spice rack showing my new design;

FIG. 2 is a side view thereof;

FIG. 3 is an opposite side view thereof;

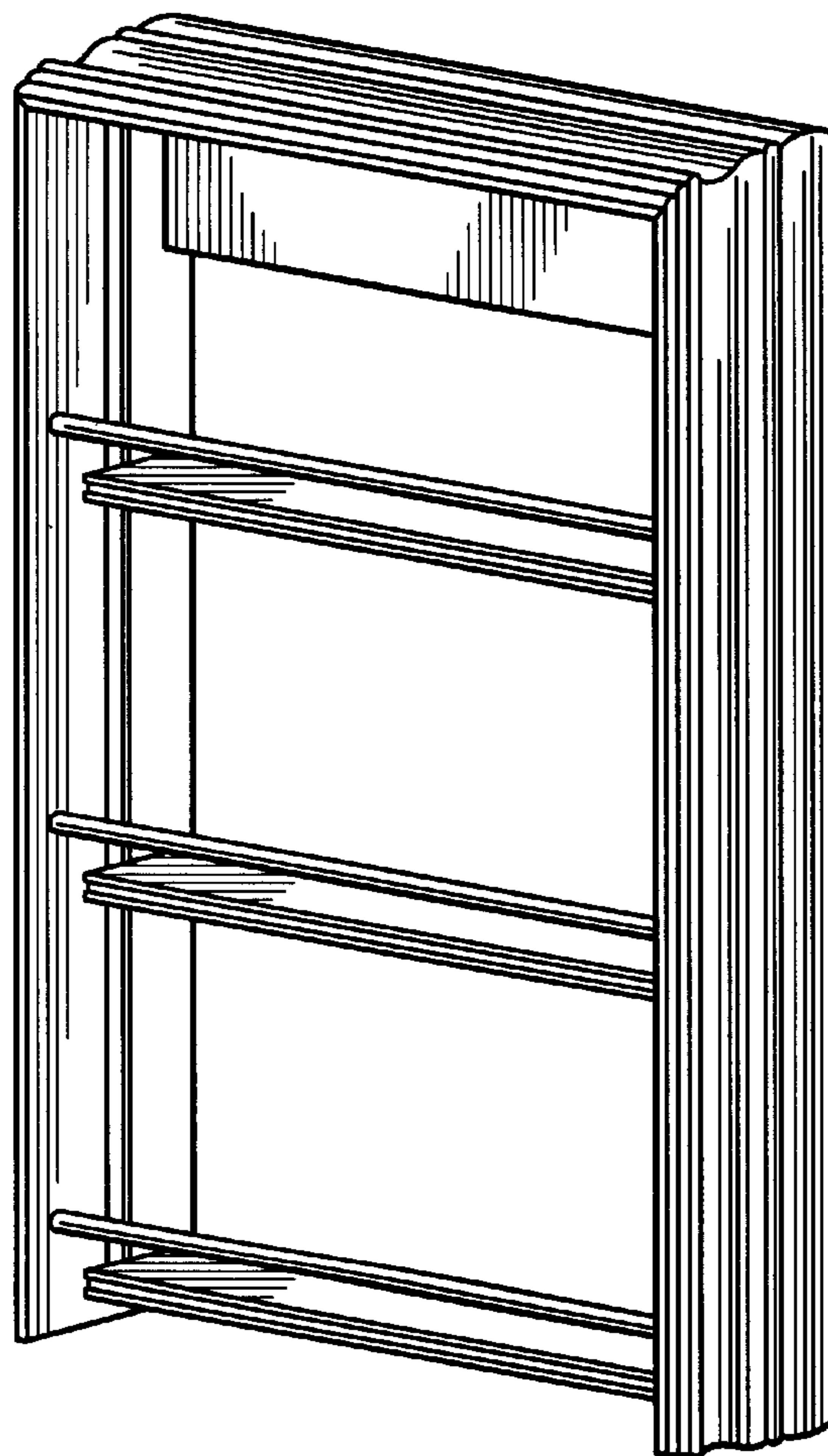
FIG. 4 is a front view thereof;

FIG. 5 is a top plan view thereof;

FIG. 6 is a bottom plan view thereof; and,

FIG. 7 is a rear view thereof.

1 Claim, 2 Drawing Sheets



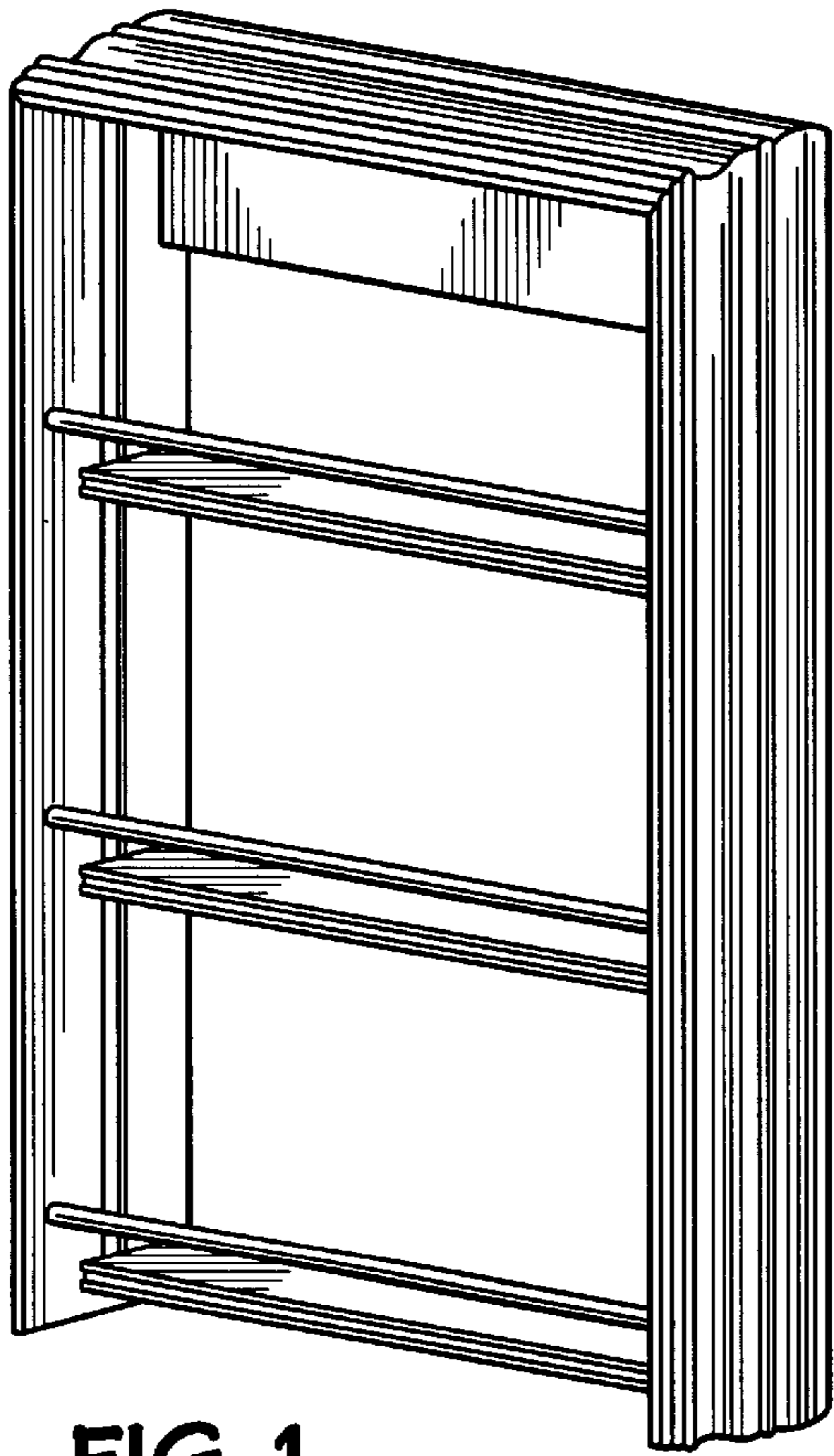


FIG. 1



FIG. 2




FIG. 3




FIG. 4

FIG. 5

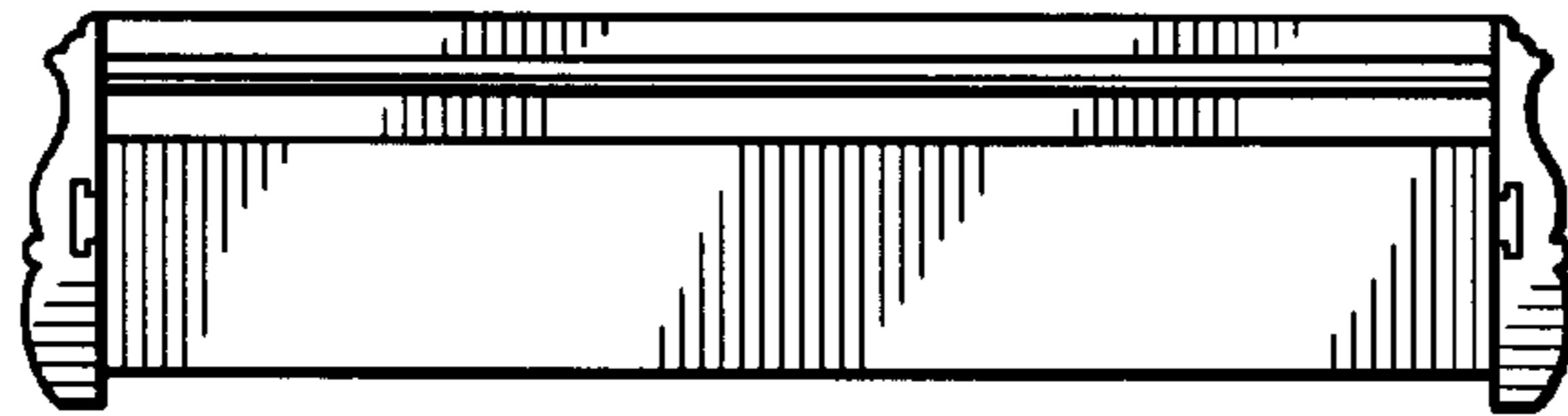



FIG. 6

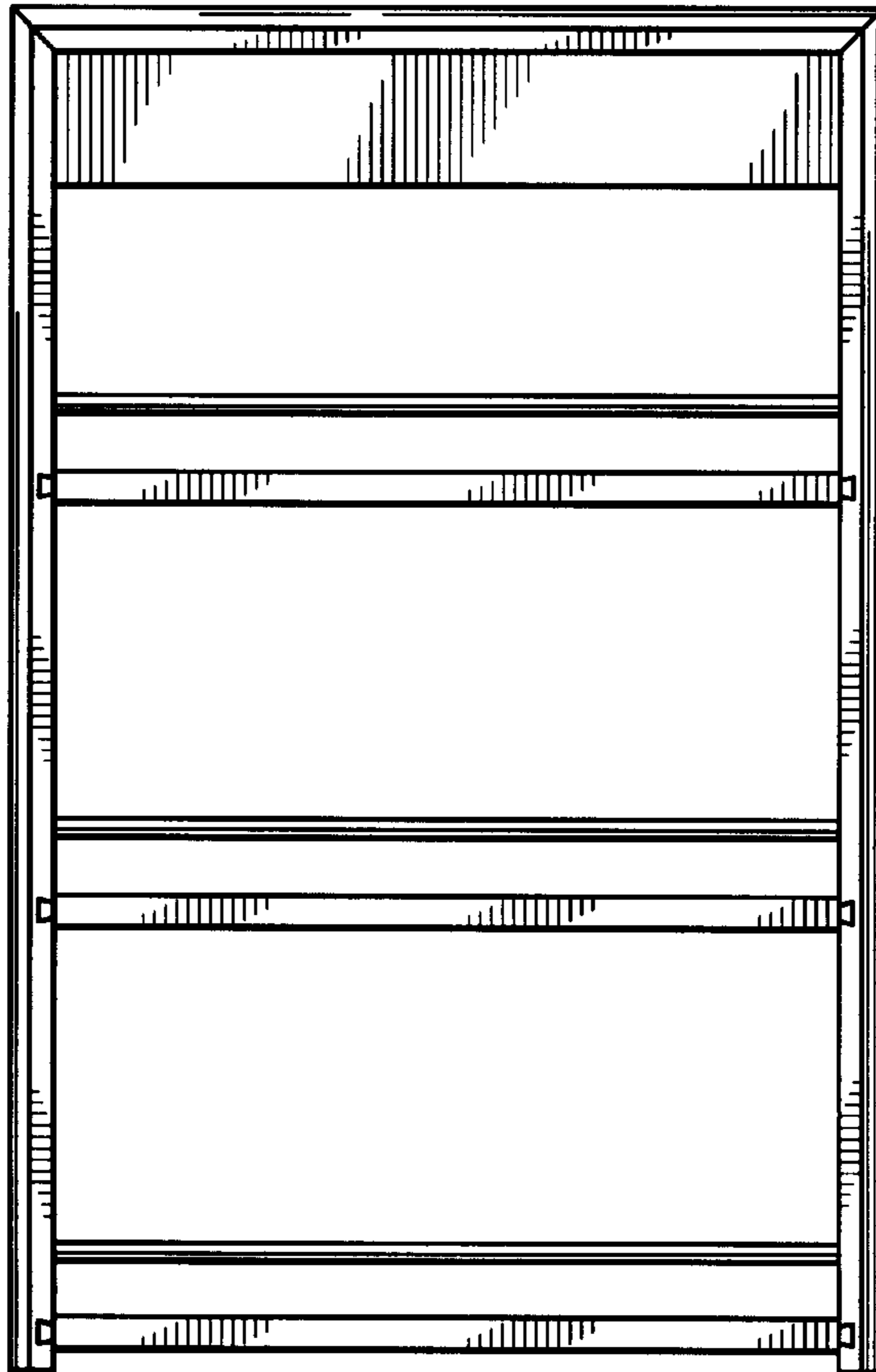


FIG. 7