

US00D495913S1

(12) **United States Design Patent** (10) **Patent No.:** **US D495,913 S**
Hsiao (45) **Date of Patent:** **** Sep. 14, 2004**

(54) **COMPACT DISC CASE**

(76) Inventor: **Chun-Ta Hsiao**, No. 112-6, Min An Rd., Tao Yuan City (TW)

(**) Term: **14 Years**

(21) Appl. No.: **29/187,039**

(22) Filed: **Jul. 28, 2003**

(51) **LOC (7) Cl.** **06-04**

(52) **U.S. Cl.** **D6/635; D6/407; D6/632; D6/634**

(58) **Field of Search** D19/75, 76, 90; D6/407, 626-635; 206/307.1, 308.1, 308.2, 308.3, 309, 311, 312, 387.11, 387.12, 387.15; 211/40

(56) **References Cited**

U.S. PATENT DOCUMENTS

D335,215 S * 5/1993 Stumpff D6/634
D420,240 S * 2/2000 Sorenson et al. D6/632
6,283,285 B1 * 9/2001 Ikebe et al. 206/310
6,293,396 B1 * 9/2001 Takahashi et al. 206/310
6,296,115 B1 * 10/2001 Kurosawa et al. 206/308.1
D452,105 S * 12/2001 Chan D6/635
6,347,702 B1 * 2/2002 Bruderer et al. 206/310
6,398,022 B1 * 6/2002 Mou et al. 206/308.1
6,401,920 B2 * 6/2002 Gelardi 206/308.1
6,409,014 B1 * 6/2002 Hummell et al. 206/308.1

D459,935 S * 7/2002 Takahashi et al. D6/634
6,568,526 B1 * 5/2003 Reinhardt et al. 206/310
D485,698 S * 1/2004 Yu
2001/0040108 A1 * 11/2001 Gelardi
2003/0019771 A1 * 1/2003 Iandoli
2003/0034259 A1 * 2/2003 Lopez mas 206/308.2
2003/0062276 A1 * 4/2003 Chung 206/310
2003/0234192 A1 * 12/2003 Yang 206/310
2004/0020801 A1 * 2/2004 Solling

* cited by examiner

Primary Examiner—Celia A. Murphy

(74) *Attorney, Agent, or Firm*—Rosenberg, Klein & Lee

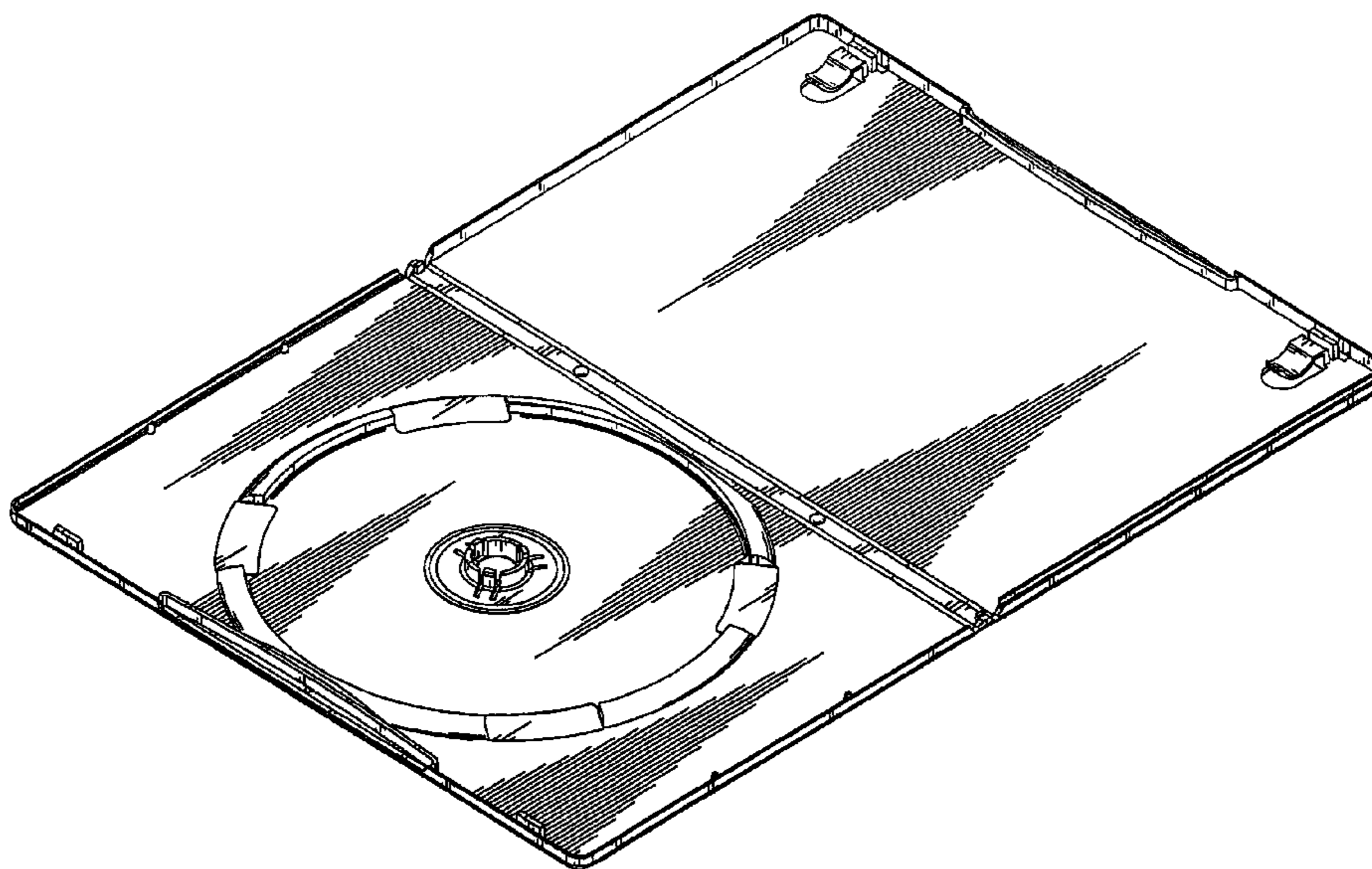
(57) **CLAIM**

The ornamental design for a “compact disc case,” as shown and described.

DESCRIPTION

FIG. 1 is a perspective view of a compact disc case showing my new design in an open position;
FIG. 2 is a front view thereof;
FIG. 3 is a rear view thereof;
FIG. 4 is a left side view thereof;
FIG. 5 is a right side view thereof;
FIG. 6 is a top view thereof;
FIG. 7 is a bottom view thereof; and,
FIG. 8 is a perspective view thereof, shown in a closed position.

1 Claim, 6 Drawing Sheets



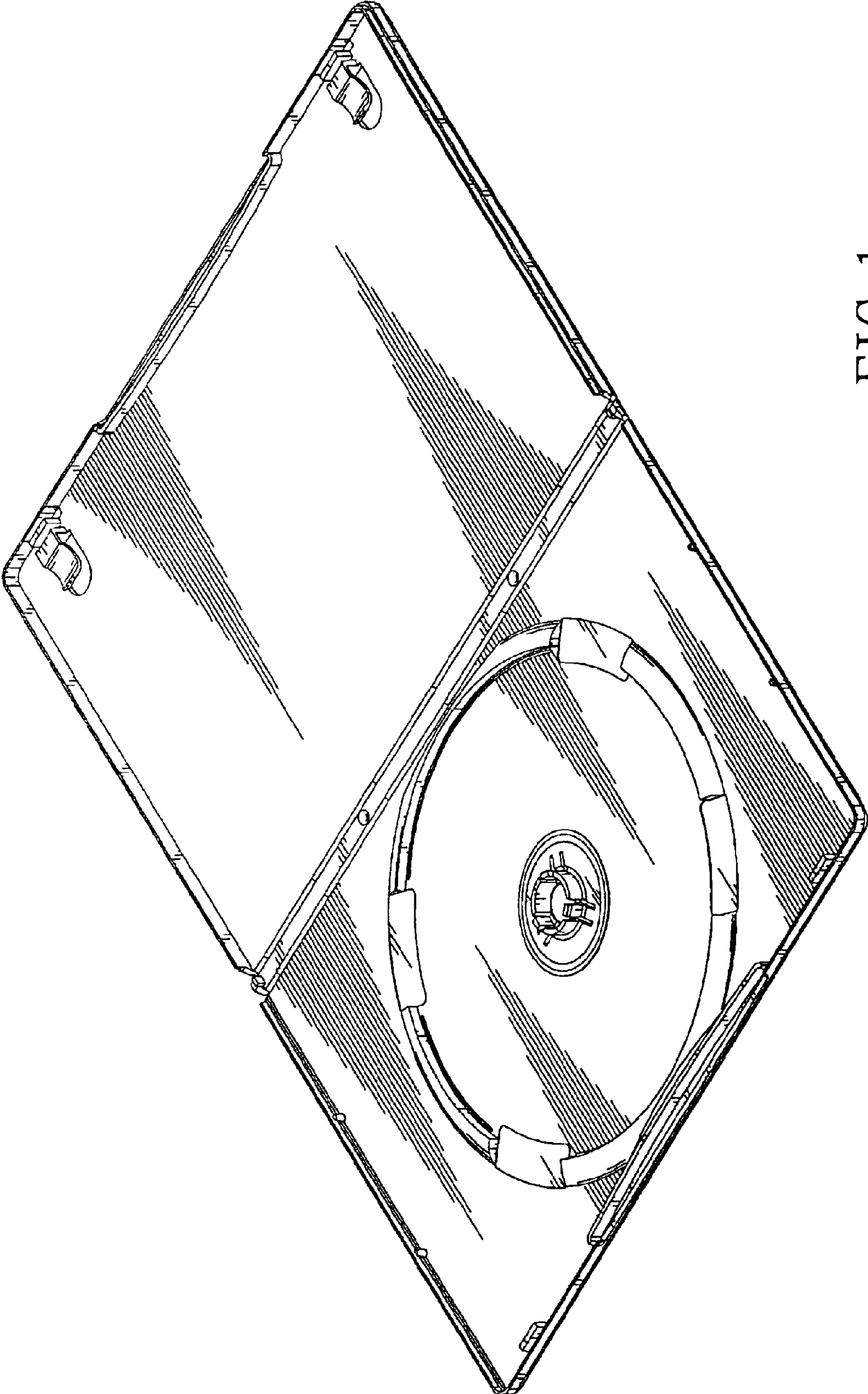


FIG. 1




FIG. 2

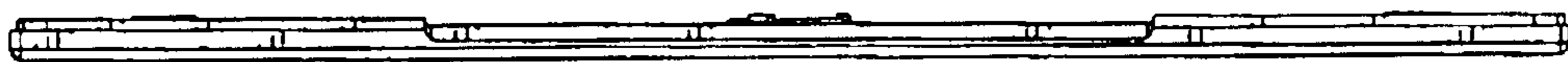


FIG. 3



FIG. 4



FIG. 5

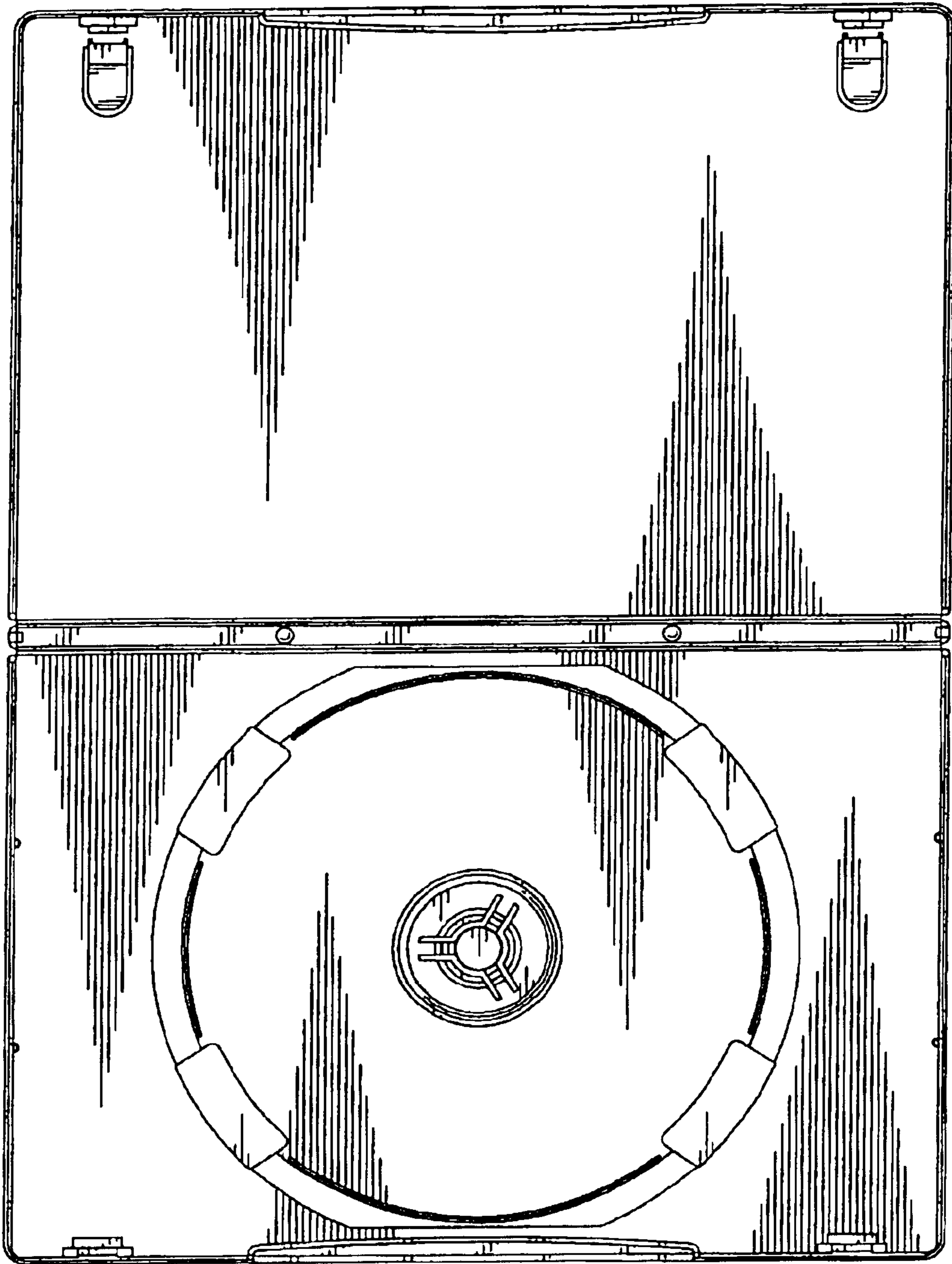


FIG. 6

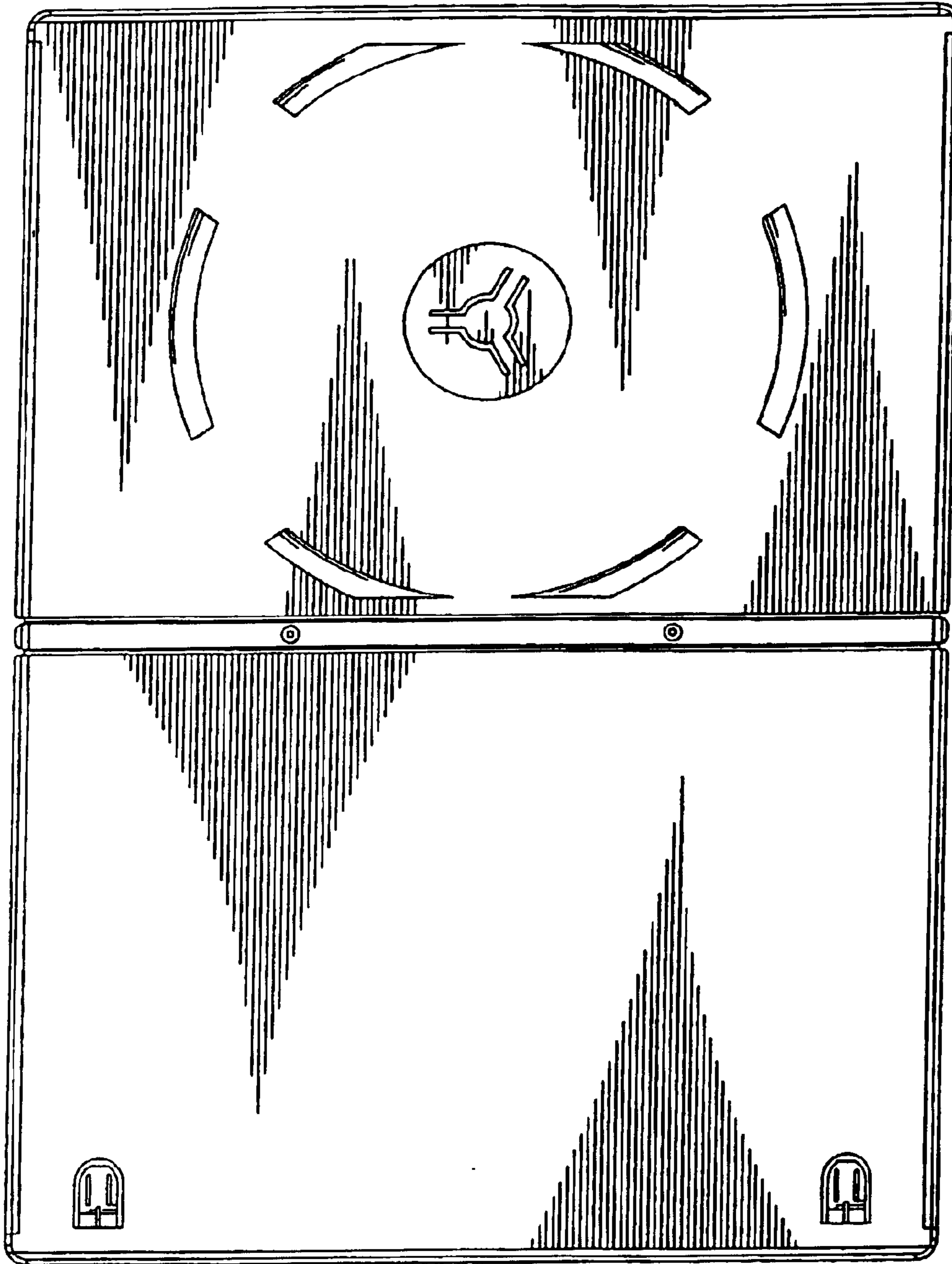


FIG. 7

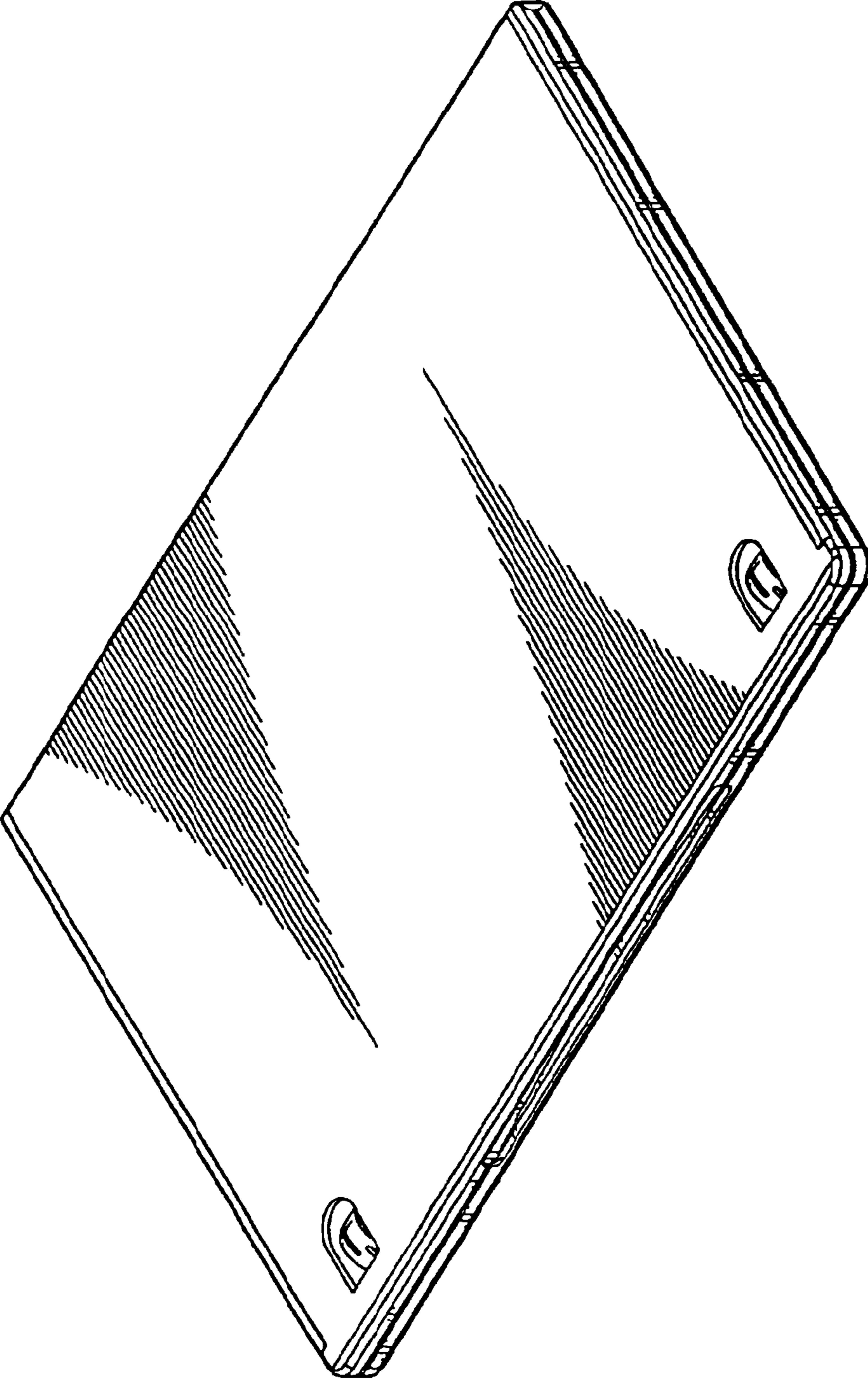


FIG. 8